



Detection of beta-emitters in gas with YAG:Ce highly porous aerogels

Pavlo Mai, Raphael Luci Marie, Sabrina dos Santos, Sylvie Pierre, Frédéric Lerouge, Benoit Sabot, Frederic Chaput, Christophe Dujardin

► To cite this version:

Pavlo Mai, Raphael Luci Marie, Sabrina dos Santos, Sylvie Pierre, Frédéric Lerouge, et al.. Detection of beta-emitters in gas with YAG:Ce highly porous aerogels. SCINT 2022 - 16th International Conference on Scintillating Materials & their Applications, Sep 2022, Santa Fe, United States. , 2022. cea-03869821

HAL Id: cea-03869821

<https://cea.hal.science/cea-03869821>

Submitted on 24 Nov 2022

HAL is a multi-disciplinary open access archive for the deposit and dissemination of scientific research documents, whether they are published or not. The documents may come from teaching and research institutions in France or abroad, or from public or private research centers.

L'archive ouverte pluridisciplinaire **HAL**, est destinée au dépôt et à la diffusion de documents scientifiques de niveau recherche, publiés ou non, émanant des établissements d'enseignement et de recherche français ou étrangers, des laboratoires publics ou privés.

Detection of beta-emitters in gas with YAG:Ce highly porous aerogels

Pavlo Mai¹, Raphael Marie-Luce², Sabrina Nicoletti Carvalho dos Santos¹, Sylvie Pierre³, Frédéric Lerouge², Benoit Sabot³, Frédéric Chaput², Christophe Dujardin¹

¹ Institut lumière matière (iLM), UMR5306 Université Lyon 1-CNRS, Université de Lyon 69622 Villeurbanne, France

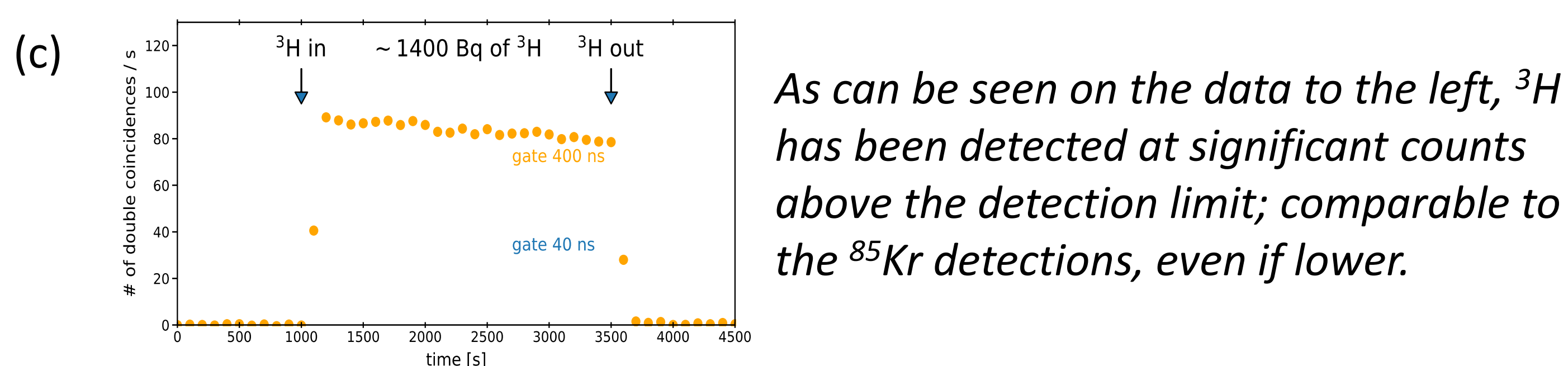
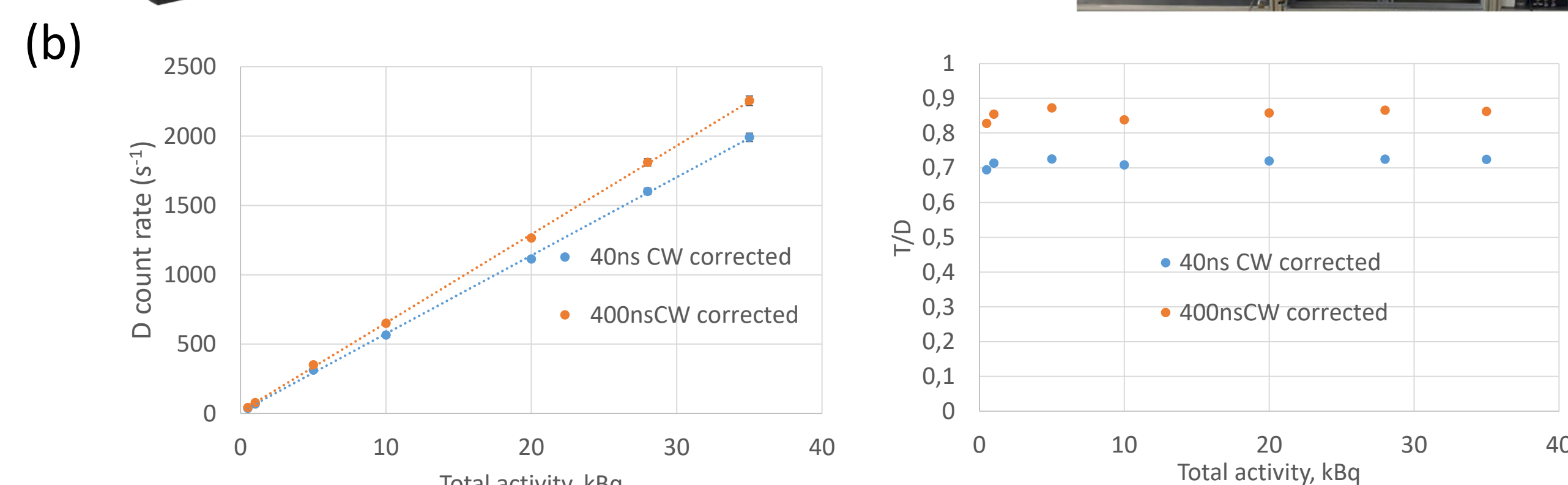

² Laboratoire de Chimie, ENS, Lyon – France

³ Université Paris Saclay, CEA, LIST, Laboratoire National Henri Becquerel (LNE-LNHB), F-91120 Palaiseau, France

Beta emitting radioisotopes are challenging to detect and differentiate due to rather short mean free path of electrons in air at low kinetic energies (up to tens of keV). In concert with importance of certain isotopes to nuclear security and their potential use for metrology, it is of special interest to research a detection method of beta ray emitters such as ⁸⁵Kr, ¹³³Xe, ³H and even ³⁷Ar. Our aim is to develop a full solid-state scintillating detector where the radioactive gas is penetrating the scintillator. Our strategy is based on highly porous scintillating materials made of scintillating inorganic nanoparticles. In this frame we have developed dedicated highly concentrated colloidal solution of YAG:Ce nanoparticles to create aerogels via process of supercritical drying. By optimizing subsequent thermal treatment, initial nanoparticle size and final aerogel shape, we aim to achieve reliable and reusable radioactive gas detector with a scintillating aerogel.

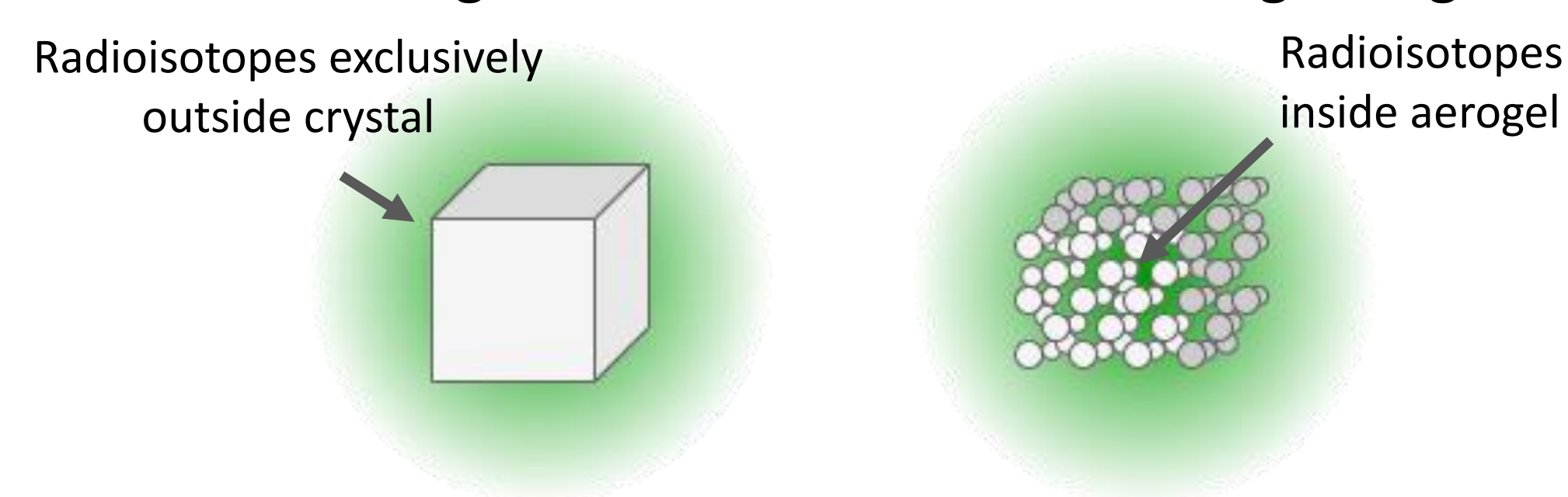
⁸⁵Kr and ³H detection

(a) Modified μ -TDCR device [1], a 3 PMTs device for metrology with scintillators. A specific cap is used for gas circulation that is connected to a radioactive gas test bench [2].



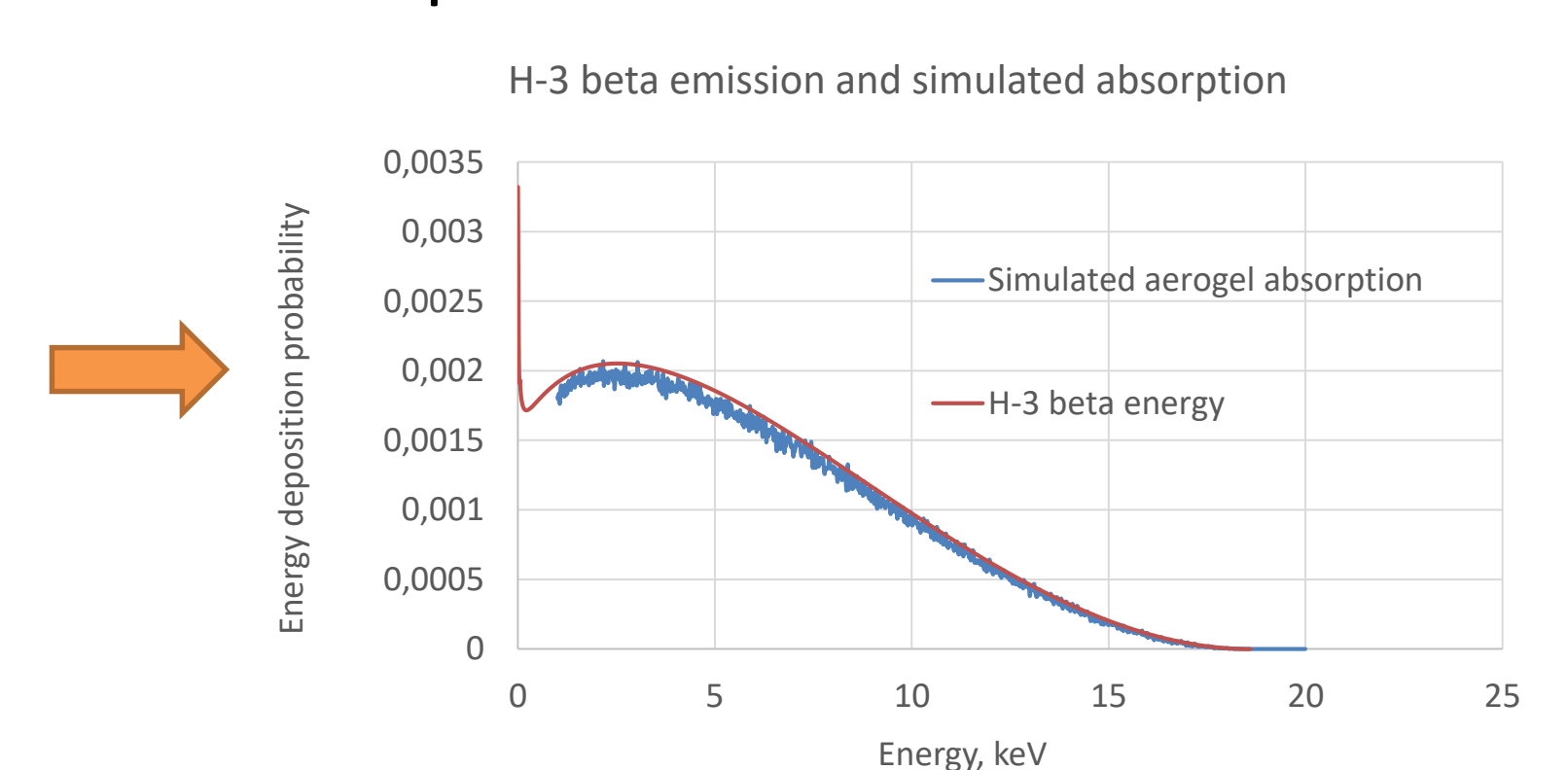
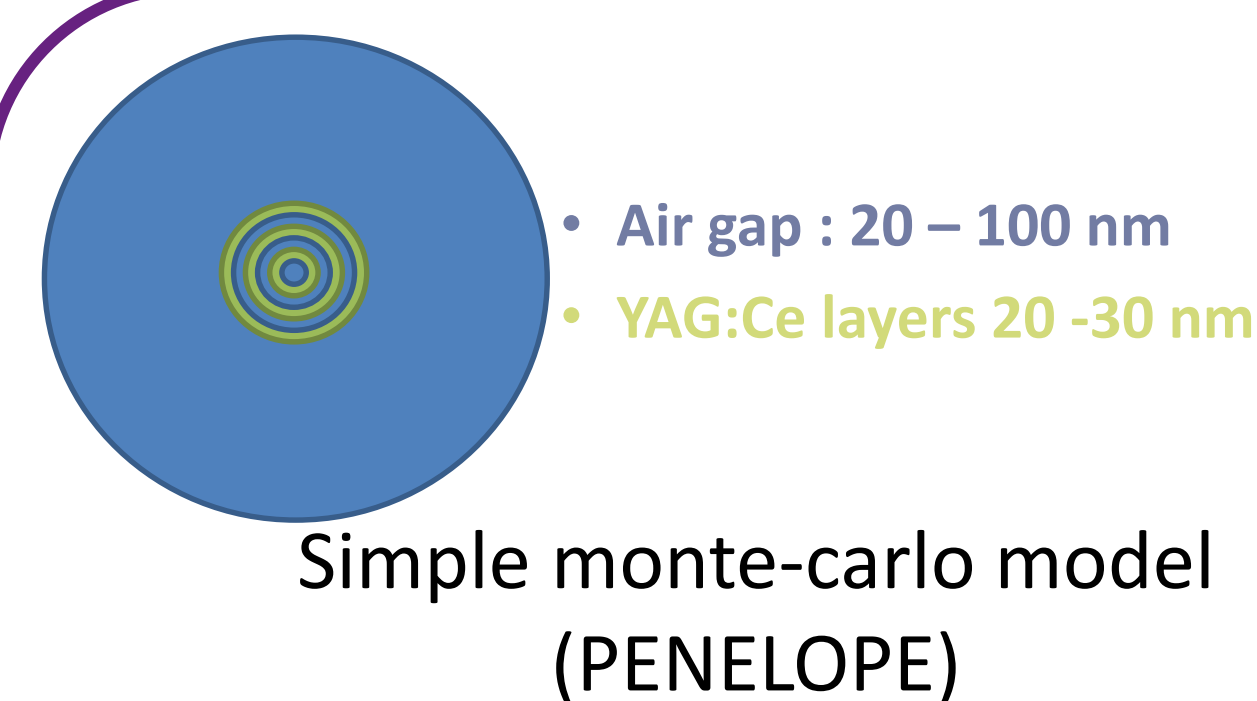
(b) – Triple/Double (right) and Double (left) coincidences of PMT detections in TDCR device at different ⁸⁵Kr concentrations to show linear response.
(c) – example of ³H detection with the aerogel.

CW = Coincidence Window, TDCR = Triple to Double Coincidence Ratio


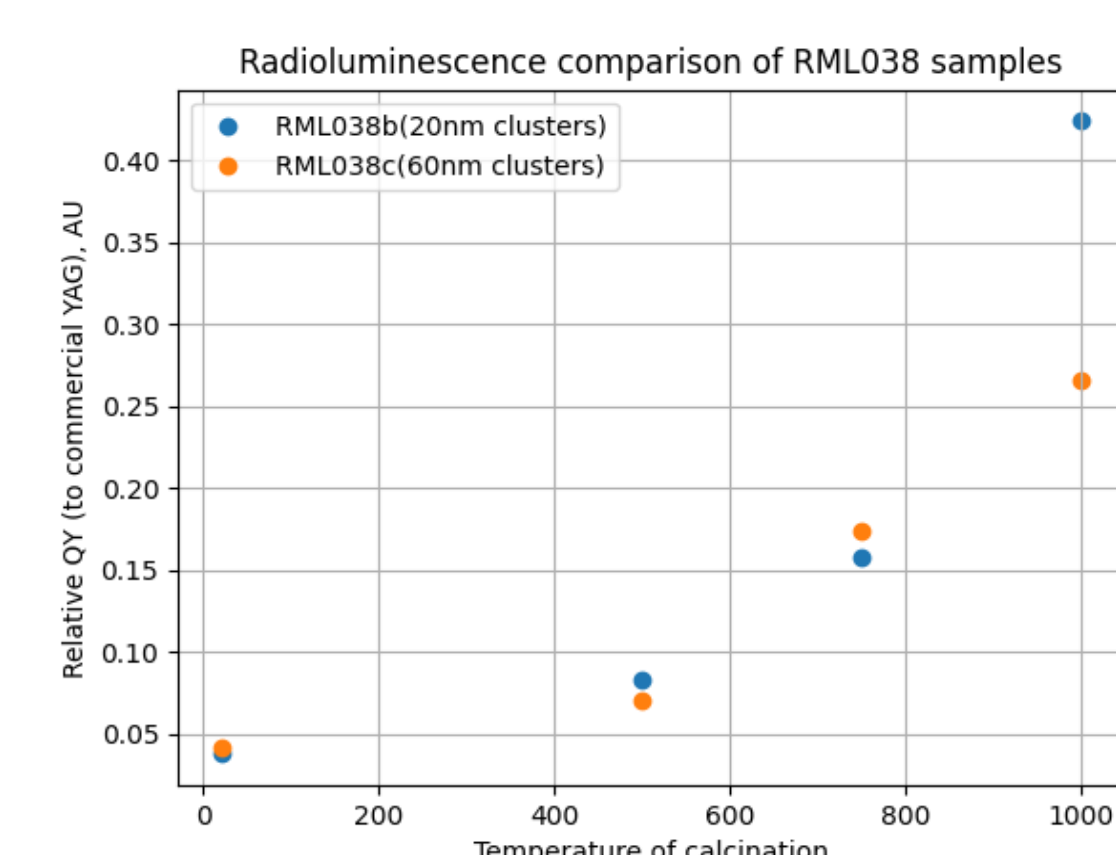


Modelling, optimisation

Monte-carlo model using emission beta spectra from the radionuclide (⁸⁵Kr, ¹³³Xe, ³H) and the size of YAG:Ce nanoparticles : study of the deformation of the absorbed spectrum in the scintillator.

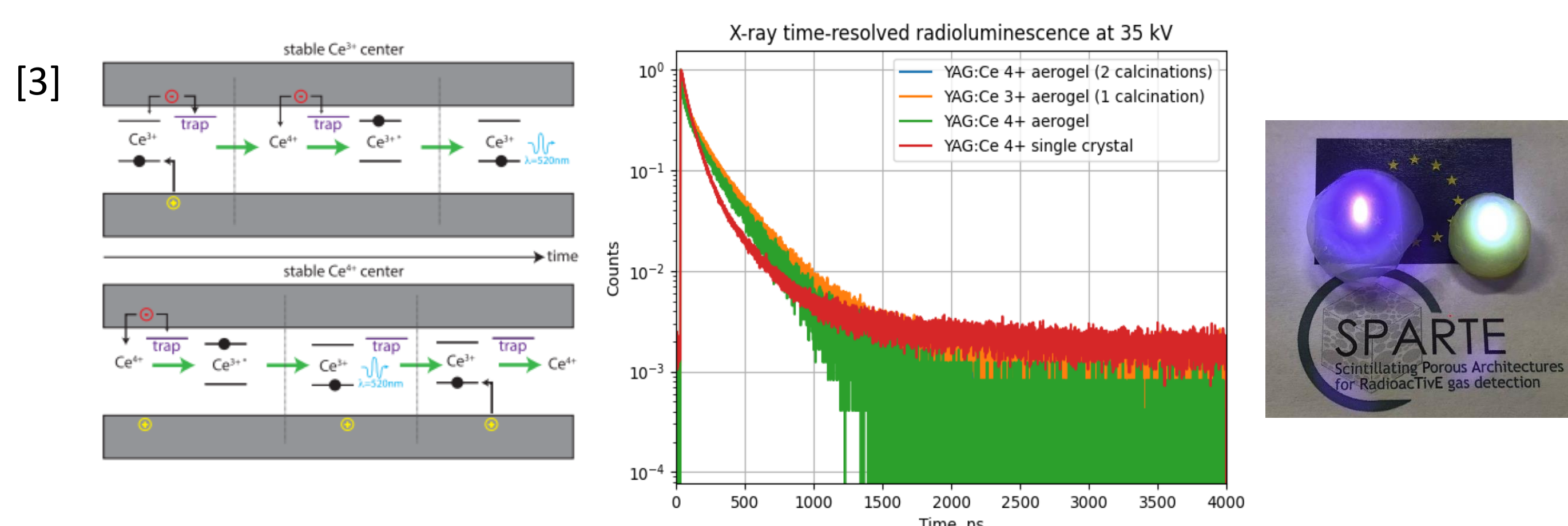


Quantum yield optimization: increase the yield to produce enough light at low absorbed energy.



Transparency of an aerogel is inversely proportional to the size of its consistent nanoparticles due to scattering. On the other hand, the bigger volume of the absorbing nanoparticles positively impacts total luminescence. This and the impact of the calcination temperature on both the defects and the size of NPs in the aerogel bears investigation. In this regard, optimization of aerogel for metrological purposes is currently being implemented based on both empirical data from the physical results and on ongoing simulation data from PENELOPE/GEANT4 simulations.

Ce³⁺ and Ce⁴⁺ transitions in aerogels



YAG:Ce may contain two species of Ce: Ce³⁺ and Ce⁴⁺. The former is a viable source of photoluminescence, but is a slower emitter during radioluminescence events. The effect is shown to be even more pronounced in materials with many confined spaces such as aerogels.

Conclusions

YAG:Ce aerogels show a lot of promise as porous solid state scintillators by manifesting beneficial higher volume-to-luminosity ratio than single crystals and having fast decay times. The fully scintillating aerogels are a newer breed of materials that could be used for a multitude of applications in radiation detection and have already presented a faster and more ergonomic way of detection of low energy beta decays in air. Of particular note is that this is the first evidence of on-line detection of tritium gas with a porous scintillator.



References

- [1] B. Sabot, C. Dutsov, P. Cassette, K. Mitev, *Performance of portable TDCR systems developed at LNE-LNHB*, Nuclear Instruments and Methods in Physics Research Section A: Accelerators, Spectrometers, Detectors and Associated Equipment, Volume 1034, 2022, 166721, ISSN 0168-9002, <https://doi.org/10.1016/j.nima.2022.166721>.
- [2] B. Sabot, M. Rodrigues, S. Pierre, *Experimental facility for the production of reference atmosphere of radioactive gases (Rn, Xe, Kr, and H isotopes)*, Applied Radiation and Isotopes, Volume 155, 2020, 108934 <https://doi.org/10.1016/j.apradiso.2019.108934>
- [3] C. Dujardin et al., "Needs, Trends, and Advances in Inorganic Scintillators," in IEEE Transactions on Nuclear Science, vol. 65, no. 8, pp. 1977-1997, Aug. 2018, doi: 10.1109/TNS.2018.2840160.