



Emergence of chaos in a viscous solution of rods

Emmanuel L. C. Vi M. Plan, Stefano Musacchio, Dario Vincenzi

► To cite this version:

Emmanuel L. C. Vi M. Plan, Stefano Musacchio, Dario Vincenzi. Emergence of chaos in a viscous solution of rods. *Physical Review E: Statistical, Nonlinear, and Soft Matter Physics*, 2017. hal-01636084

HAL Id: hal-01636084

<https://hal.science/hal-01636084>

Submitted on 16 Nov 2017

HAL is a multi-disciplinary open access archive for the deposit and dissemination of scientific research documents, whether they are published or not. The documents may come from teaching and research institutions in France or abroad, or from public or private research centers.

L'archive ouverte pluridisciplinaire **HAL**, est destinée au dépôt et à la diffusion de documents scientifiques de niveau recherche, publiés ou non, émanant des établissements d'enseignement et de recherche français ou étrangers, des laboratoires publics ou privés.

Emergence of chaos in a viscous solution of rods

Emmanuel L. C. VI M. Plan, Stefano Musacchio, and Dario Vincenzi

Université Côte d'Azur, CNRS, LJAD, Nice, France

(Dated: October 13, 2017)

It is shown that the addition of small amounts of microscopic rods in a viscous fluid at low Reynolds number causes a significant increase of the flow resistance. Numerical simulations of the dynamics of the solution reveal that this phenomenon is associated to a transition from laminar to chaotic flow. Polymer stresses give rise to flow instabilities which, in turn, perturb the alignment of the rods. This coupled dynamics results in the activation of a wide range of scales, which enhances the mixing efficiency of viscous flows.

In a laminar flow the dispersion of substances occurs by molecular diffusion, which operates on extremely long time scales. Various strategies have therefore been developed, particularly in microfluidic applications, to accelerate mixing and dispersion at low fluid inertia [1–3]. The available strategies are commonly divided into two classes, passive or active, according to whether the desired effect is obtained through the specific geometry of the flow or through an oscillatory forcing within the fluid [2]. An alternative method for improving the mixing properties of low-Reynolds-number flows was proposed by Groisman and Steinberg [4] and consists in adding elastic polymers to the fluid. If the inertia of the fluid is low but the elasticity of polymers is large enough, elastic stresses give rise to instabilities that ultimately generate a chaotic regime known as “elastic turbulence” [5]. In this regime the velocity field, although remaining smooth in space, becomes chaotic and develops a power-law energy spectrum, which enhances the mixing properties of the flow. While the use of elastic turbulence in microfluidics is now well established [6–10], new potential applications have recently emerged, namely in oil extraction from porous rocks [11].

In this paper we propose a novel mechanism for generating chaotic flows at low Reynolds numbers that does not rely on elasticity. It is based on the addition of rigid rodlike polymers. In spite of the different microscopic dynamics, elastic- and rigid-polymer solutions exhibit remarkably similar macroscopic behavior at high Reynolds number. (see, *e.g.*, Refs. [12–15]). In both cases the turbulent drag is considerably reduced compared to that of the solvent alone. In particular, when either type of polymer is added in sufficiently high concentrations to a turbulent channel flow of a Newtonian fluid, the velocity profile continues to depend logarithmically on the distance from the walls of the channel, but the mean velocity increases to a value known as maximum-drag-reduction asymptote.

Here we demonstrate, by means of numerical simulations of a dilute solution of microscopic rods at low- Re , that the orientational dynamics of rigid polymers is sufficient to originate a chaotic regime similar to elastic turbulence, with increased flow resistance and power-law energy spectra.

We consider a dilute solution of inertialess rodlike polymers. The size of the polymers is small enough for the velocity field to be linear at the scale of a polymer. The polymer phase is described by the symmetric unit-trace tensor field $\mathcal{R}(\mathbf{x}, t) = \overline{n_i n_j}$, where \mathbf{n} is the orientation of an individual polymer and the average is taken over the polymers contained in a volume element at position \mathbf{x} at time t . The coupled evolution of $\mathcal{R}(\mathbf{x}, t)$ and the incompressible velocity field $\mathbf{u}(\mathbf{x}, t)$ is given by the following equations [16, 17] (summation over repeated indices is implied):

$$\partial_t u_i + u_k \partial_k u_i = -\partial_i p + \nu \partial^2 u_i + \partial_k \sigma_{ik} + f_i, \quad (1a)$$

$$\begin{aligned} \partial_t \mathcal{R}_{ij} + u_j \partial_j \mathcal{R}_{ij} &= (\partial_k u_i) \mathcal{R}_{kj} + \mathcal{R}_{ik} (\partial_k u_j) - \\ &\quad 2\mathcal{R}_{ij} (\partial_l u_k) \mathcal{R}_{kl}, \end{aligned} \quad (1b)$$

where $\partial_k = \partial/\partial x_k$, $p(\mathbf{x}, t)$ is pressure, ν is the kinematic viscosity of the fluid, and $\mathbf{f}(\mathbf{x}, t)$ is the body-force which sustains the flow. The polymer stress tensor takes the form $\sigma_{ij} = 6\nu\eta_p \mathcal{R}_{ij} (\partial_l u_k) \mathcal{R}_{kl}$ [16]. The intensity of the polymer feedback on the flow is determined by the parameter η_p , which increases with polymer concentration and whose value is determined by comparing the above constitutive model with experiments (for example, the relation between η_p and the concentration C in wppm is $\eta_p = 0.011147C^{1.422}$ for an aqueous solution of xanthan gum [18]). This expression for the polymer stress tensor is based on a quadratic approximation proposed by Doi and Edwards [16]. More sophisticated closures have been employed in the literature (see, *e.g.*, Ref. [19] and references therein); here we focus on the simplest model of rodlike-polymer solution that may display instabilities at low Reynolds number. In addition, we disregard Brownian rotations assuming that the orientation of polymers is mainly determined by the velocity gradients.

For large values of the Reynolds number, the system described by Eqs. (1) has been shown to reproduce the main features of drag reduction in turbulent solutions of rodlike polymers [14, 17, 18, 20, 21]. Here we study the same system at small values of the Reynolds number. Equations (1) are solved over a two-dimensional 2π -periodic box and \mathbf{f} is taken to be the Kolmogorov force $\mathbf{f}(\mathbf{x}) = (0, F \sin(x/L))$. For $\eta_p = 0$ the flow has the laminar solution $\mathbf{u} = (0, U_0 \sin(x/L))$ with $U_0 =$

FL^2/ν , which becomes unstable when the Reynolds number $Re = U_0 L/\nu$ exceeds the critical value $Re_c = \sqrt{2}$ and eventually turbulent when Re is increased further (*e.g.*, Ref. [22]). Even in the turbulent regime, the mean flow has the sinusoidal form $\langle \mathbf{u} \rangle = (0, U \sin(x/L))$, where $\langle \cdot \rangle$ denotes an average over the variable y and over time. The Kolmogorov force has been previously used in the context of non-Newtonian fluid mechanics to study turbulent drag reduction [23], the formation of low- Re instabilities in viscoelastic [24, 25] and rheopectic fluids [26], and elastic turbulence [27, 28].

Numerical simulations of Eqs. (1) are performed by using a dealiased pseudospectral method with 1024^2 grid-points. The time-integration uses a fourth-order Runge-Kutta scheme with implicit integration of the linear dissipative terms. The parameters of the simulations are set to keep $Re = 1$ fixed below Re_c in the absence of polymer feedback ($\eta_p = 0$). The viscosity is set to $\nu = 1$, the length scale of the forcing is either $L = 1/4$ or $L = 1/8$, and its amplitude is $F = \nu^2/L^3$. The feedback coefficient is varied from $\eta_p = 1$ to $\eta_p = 5$ ($\eta_p = 5$ corresponds to a concentration of 73 wppm for an aqueous solution of xanthan gum [18]). The stiffness of the equations increases with η_p , limiting the accessible range of parameters.

Initially the flow is a weak perturbation of the $\eta_p = 0$ stable solution, while the components of \mathcal{R} are randomly distributed. When the feedback of the polymers is absent ($\eta_p = 0$) the initial perturbation decays and the polymers align with the direction of the mean shear flow. Conversely, at large η_p the flow is strongly modified by the presence of the rods. The streamlines wiggle over time and thin filaments appear in the vorticity field $\omega = |\nabla \times \mathbf{u}|$ (see Fig. 1, left panel). These filaments correspond to appreciable localized perturbations of the tensor \mathcal{R} away from the laminar fixed point (Fig. 1, right panel) and are due to the rods being unaligned with the shear direction. Notably, we find that the mean flow, obtained by means of long time averages, maintains the sinusoidal form $\langle \mathbf{u} \rangle = (0, U \sin(x/L))$ also in the presence of strong polymer feedback (Fig. 2).

The time series of the kinetic energy in Fig. 3 show that, in the case of a low concentration ($\eta_p = 1$), the system repetitively attempts but fails to escape the laminar regime in a quasiperiodic manner. The amount of kinetic energy is initially close to that in the laminar regime. After some time, the solution dissipates a small fraction of kinetic energy but quickly relaxes back towards the laminar regime until it restarts this cyclic pattern. In contrast, for higher concentrations the kinetic energy is significantly reduced and, after an initial transient, fluctuates around a constant value. We have observed that different initial conditions for \mathcal{R} may give rise to longer transients that involve a quasiperiodic sequence of activations and relaxations comparable to that observed for low values of η_p . Nevertheless, the statistically steady state achieved at later times is independent of the pecu-

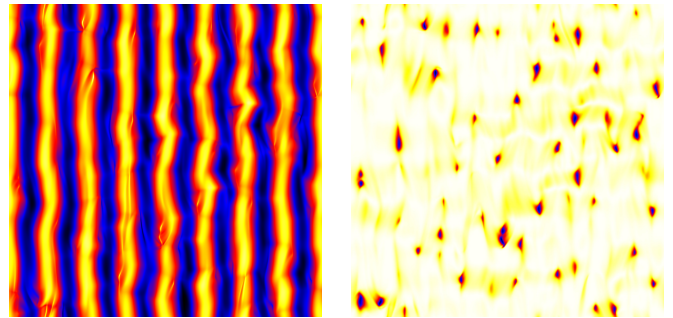


FIG. 1: Left: Snapshot of the vorticity field ω for $\eta_p = 3$ and $L = 1/8$. Black (white) represents negative (positive) vorticity. Right: Snapshot of the component \mathcal{R}_{11} . White represents 0, black represents 1.

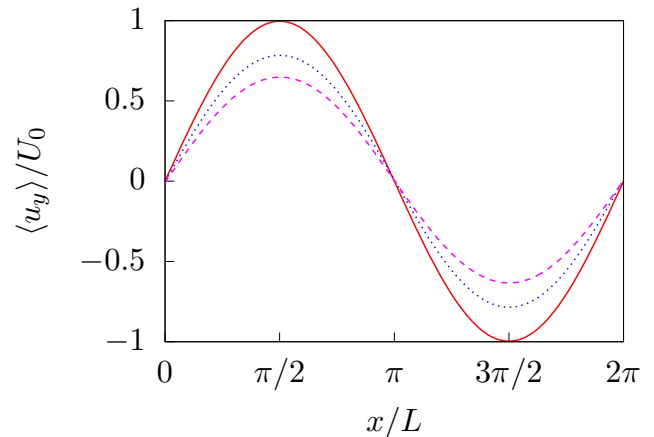


FIG. 2: Mean velocity profiles for $L = 1/8$ and concentrations $\eta_p = 1$ (solid), $\eta_p = 3$ (dotted), and $\eta_p = 5$ (dashed).

liar choice of initial conditions.

The reduction of the kinetic energy of the flow at fixed intensity of the external force reveals that the presence of the rods causes an increase in the flow resistance. This effect can be quantified by the ratio of the actual mean power $P = FU/2$ provided by the external force and the power $P_{\text{lam}} = F_0 U/2$ that would be required to sustain a laminar mean flow with the same amplitude U in the absence of polymers. In the latter case, the force required would be $F_0 = \nu U/L^2$ and the corresponding mean power would be $P_{\text{lam}} = F_0 U/2 = \nu U^2/2L^2$. Figure 4 shows the ratio

$$\frac{P}{P_{\text{lam}}} = \frac{F}{F_0} = \frac{FL^2}{\nu U} \quad (2)$$

as a function of η_p and indicates that more power is required to sustain the same mean flow in solutions with higher concentrations.

The analysis of the momentum budget confirms that the increased resistance is due to an increase of the

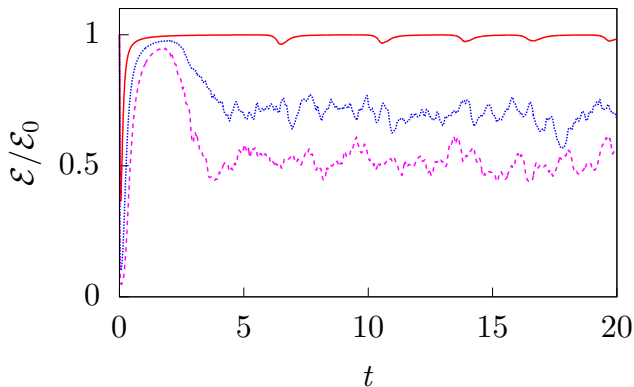


FIG. 3: The kinetic energy \mathcal{E} for $L = 1/8$ and concentrations $\eta_p = 1$ (top, solid), $\eta_p = 3$ (middle, dotted), and $\eta_p = 5$ (bottom, dashed) divided by the kinetic energy $\mathcal{E}_0 = F^2 L^4 / 2\nu^2$ corresponding to $\eta_p = 0$ and the same value of the force F .

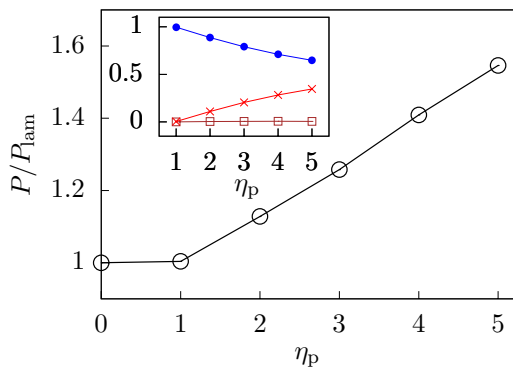


FIG. 4: The normalized mean injected power P/P_{lam} as a function of η_p . Inset: The amplitudes of the stresses Π_r (brown \square), Π_ν (blue \bullet), and Π_p (red \times) divided by the amplitude of the total stress Π_{tot} for $L = 1/8$ and different values of η_p (see Table I).

amount of stress due to the polymers. In the steady state the momentum budget can be obtained by averaging Eq. (1a) over y and time:

$$\partial_x \Pi_r = \partial_x (\Pi_\nu + \Pi_p) + f_y, \quad (3)$$

where $\Pi_r = \langle u_x u_y \rangle$, $\Pi_\nu = \nu \partial_x \langle u_y \rangle$, and $\Pi_p = \langle \sigma_{xy} \rangle$ are the Reynolds, viscous, and polymer stress, respectively. Remarkably we find that these profiles remain sinusoidal as in the $\eta_p = 0$ case, namely $\Pi_r = -S \cos(x/L)$, $\Pi_\nu = \nu U L^{-1} \cos(x/L)$, and $\Pi_p = \Sigma \cos(x/L)$. Equation (3) then yields the following relation between the amplitudes of the different contributions to the stress:

$$S + \frac{\nu U}{L} + \Sigma = FL. \quad (4)$$

These contributions are reported in Table I and they are shown in the inset of Fig. 4. The results confirm that the

η_p	L	Π_r/Π_{tot}	Π_ν/Π_{tot}	Π_p/Π_{tot}
1	1/8	0.001	0.996	0.004
2	1/8	0.004	0.887	0.110
3	1/4	0.005	0.787	0.209
3	1/8	0.005	0.795	0.200
4	1/8	0.007	0.710	0.284
5	1/8	0.006	0.647	0.347

TABLE I: Amplitude of the stresses Π_r , Π_ν , and Π_p divided by the amplitude of the total stress $\Pi_{\text{tot}} = \Pi_r + \Pi_\nu + \Pi_p$ for different values of η_p and L .

polymer contribution to the total stress increases with η_p , whereas that of the viscous stress decreases. The contribution of the Reynolds stress is extremely small (less than 10^{-2}), which demonstrates that inertial effects remain negligible as η_p is increased. Figures 3 and 4 also suggest the presence of a threshold concentration for the appearance of fluctuations.

It is interesting to note that the development of a power-law spectrum is observed for values η_p at which the amplitude of the viscous stress Π_ν is still larger than that of the polymer stress Π_p (see inset of Fig. 4). This is consistent with the results of previous numerical simulations that show that elastic turbulence can start manifesting even for $|\Pi_\nu| < |\Pi_p|$ [27]. However, experimental studies reported that the elastic and viscous stresses are comparable at the transition to the elastic-turbulence regime [29].

Further insight into the dynamics of the solution is gained by examining the energy balance in wave-number space. For sufficiently large values of η_p , the kinetic-energy spectrum behaves as a power law $E(k) \sim k^{-\alpha}$ (Fig. 5). A wide range of scales is therefore activated, and this results to an enhancement of the mixing properties of the flow. The inspection of the spectrum of polymer energy transfer reveals that the excitation of high modes in the flow is due to the direct injection of energy from the polymers at each wavenumber (see inset of Fig. 5). This process is balanced scale-by-scale by the viscous dissipation, whose spectrum $2\nu k^2 E(k)$ coincides with that of the polymer energy transfer. At variance with the classical phenomenology of turbulence, here the energy transfer due to the fluid inertia is negligible.

The spectral exponent α depends both on the concentration and on the scale of the force and lies between 4 and 5. A similar variability of this exponent has been observed in the case of elastic turbulence, in which the exponent α has been shown to depend on the boundary conditions, on the forcing, and on the polymer concentration. For elastic turbulence, the values reported in the literature varies in the range $3 \leq \alpha \leq 4.6$. [5, 27, 28, 30–34].

The regime described in this paper has properties com-

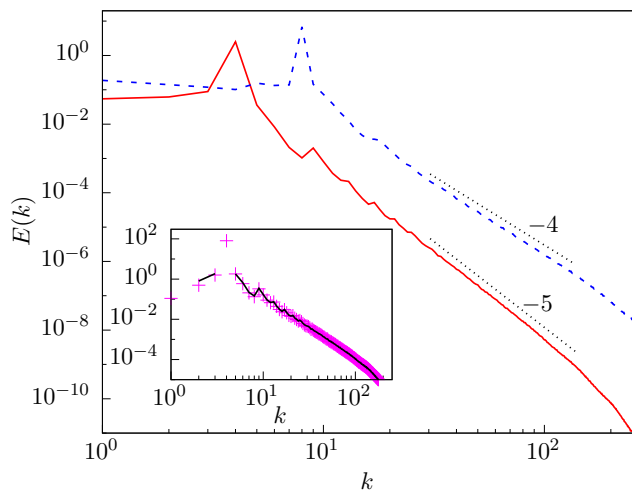


FIG. 5: The kinetic energy spectrum $E(k)$ for $L = 1/4$, $\eta_p = 3$ (solid red) and $L = 1/8$, $\eta_p = 5$ (dashed blue). The two black dotted segments represent k^{-4} and k^{-5} . Inset: The unsigned kinetic-energy dissipation spectrum $2\nu k^2 E(k)$ (magenta +) and the polymer energy transfer (solid black) for $L = 1/4$ and $\eta_p = 3$.

parable to those of elastic turbulence in viscoelastic fluids, namely, with the addition of rods the flow resistance is increased and the kinetic-energy spectrum displays a power-law steeper than k^{-3} . In addition the Reynolds stress and the energy transfer due to the fluid inertia are negligible; hence the emergence of chaos is entirely attributable to polymer stresses. Our study establishes an analogy between the behavior at low Reynolds number of solutions of rigid rodlike polymers and that of viscoelastic fluids, similar to what is observed at high Reynolds number.

These results therefore demonstrate that elasticity is not essential to generate a chaotic behavior at low Reynolds numbers and indicate an alternative mechanism to enhance mixing in microfluidic flows. This mechanism presumably has the advantage of being less affected by the degradation observed in elastic turbulence [35], since there are experimental evidences that the degradation due to large strains is weaker for rodlike polymers than for elastic polymers [36].

We hope that our results will stimulate experimental studies aimed at investigating the phenomenon proposed in this paper. Open questions concern the dependence of the mixing properties of rigid-polymer solutions on the type of force and on the boundary conditions. Additional insight into the dynamics of these polymeric fluids would also come from a stability analysis of system (1), in the spirit of the approach taken for the study of low-Reynolds-number instabilities in viscoelastic [24, 25] and rheopectic [26] fluids. The orientation and rotation statistics of microscopic rods in turbulent flows has recently attracted a lot of attention [37–41]. It would be

interesting to investigate the dynamics of individual rods in the flow regime studied here as well as the behavior of the suspension when the rod concentration is high and the rods are self-propelled as in active nematics [42–44].

The authors would like to acknowledge the support of the EU COST Action MP 1305 ‘Flowing Matter.’ The work of E.L.C.M.P. was supported by EACEA through the Erasmus Mundus Mobility with Asia program.

-
- [1] J.M. Ottino and S. Wiggins, *Phil. Trans. R. Soc. A* **362**, 923 (2004).
 - [2] H.A. Stone, A.D. Stroock, and A. Ajdari, *Ann. Rev. Fluid Mech.* **36**, 381 (2004).
 - [3] T.M. Squires and S.R. Quake, *Rev. Mod. Phys.* **77**, 977 (2005).
 - [4] A. Groisman and V. Steinberg, *Nature* **410**, 905 (2001).
 - [5] A. Groisman and V. Steinberg, *Nature* **405**, 53 (2000).
 - [6] T. Burghlea, E. Segre, I. Bar-Joseph, A. Groisman, and V. Steinberg, *Phys. Rev. E* **69**, 066305 (2004).
 - [7] Y. Jun and V. Steinberg, *Phys. Rev. E* **84**, 056325 (2011).
 - [8] R.J. Poole, B. Budhiraja, A.R. Cain, and P.A. Scott, *J. Non-Newtonian Fluid Mech.* **177–178**, 15 (2012).
 - [9] B. Traore, C. Castelain, and T. Burghlea, *J. Non-Newtonian Fluid Mech.* **223**, 62 (2015).
 - [10] W.M. Abed, R.D. Whalley, D.J.C. Dennis, and R.J. Poole, *J. Non-Newtonian Fluid Mech.* **231**, 68 (2016).
 - [11] A. Clarke, A.M. Howe, J. Mitchell, J. Staniland, and L.A. Hawkes, *SPE Journal* **21**, 0675 (2016).
 - [12] P.S. Virk, D.C. Sherman, and D.L. Waggar, *AIChE J.* **43**, 3257 (1997).
 - [13] J.S. Paschkewitz, Y. Dubief, C.D. Dimitropoulos, and E.S.G. Shaqfeh, *J. Fluid Mech.* **518**, 281 (2004).
 - [14] R. Benzi, E.S.C. Ching, T.S. Lo, V.S. L’vov, and I. Procaccia, *Phys. Rev. E* **72**, 016305 (2005).
 - [15] J.J.J. Gillissen, *Phys. Rev. E* **78**, 046311 (2008).
 - [16] M. Doi and S.F. Edwards, *The Theory of Polymer Dynamics*. Oxford Univ. Press, Oxford (1988).
 - [17] I. Procaccia, V.S. L’vov, and R. Benzi, *Rev. Mod. Phys.* **80**, 225 (2008).
 - [18] Y. Amarouchene, D. Bonn, H. Kellay, T.S. Lo, V.S. L’vov, I. Procaccia, *Phys. Fluids* **20**, 065108 (2008).
 - [19] S. Montgomery-Smith, W. He, D.A. Jack, and D.E. Smith, *J. Fluid Mech.* **680**, 321 (2011).
 - [20] E.S.C. Ching, T.S. Lo and I. Procaccia, *Phys. Rev. E* **74**, 026301 (2006).
 - [21] R. Benzi, E.S.C. Ching, E. De Angelis, and I. Procaccia, *Phys. Rev. E* **77**, 046309 (2008).
 - [22] S. Musacchio and G. Boffetta, *Phys. Rev. E* **89**, 023004 (2014).
 - [23] G. Boffetta, A. Celani, and A. Mazzino, *Phys. Rev. E* **71**, 036307 (2005).
 - [24] G. Boffetta, A. Celani, A. Mazzino, A. Puliafito, and M. Vergassola, *J. Fluid Mech.* **523**, 161 (2005).
 - [25] A. Bistagnino, G. Boffetta, A. Celani, A. Mazzino, A. Puliafito, and M. Vergassola, *J. Fluid Mech.* **590**, 61 (2007).
 - [26] S. Boi, A. Mazzino, and J.O. Pralits, *Phys. Rev. E* **88**, 033007 (2013).
 - [27] S. Berti, A. Bistagnino, G. Boffetta, A. Celani, and S. Musacchio, *Phys. Rev. E* **77**, 055306(R) (2008).

- [28] S. Berti and G. Boffetta, Phys. Rev. E **82**, 036314 (2010).
- [29] Y. Liu and V. Steinberg, Europhys. Lett. **90**, 44002 (2010).
- [30] Y. Jun and V. Steinberg, Phys. Rev. Lett. **102**, 124503 (2009).
- [31] T. Watanabe and T. Gotoh, Phys. Fluids **15**, 2060 (2014).
- [32] S.S. Ray and D. Vincenzi, Europhys. Lett. **114**, 44001 (2016).
- [33] A. Gupta and R. Pandit, Phys. Rev. E **95**, 033119 (2017).
- [34] E.L.C. VI M. Plan, A. Gupta, J.D. Gibbon and D. Vincenzi, J. Fluid Mech. **822**, R4 (2017).
- [35] A. Groisman and V. Steinberg, New J. Phys. **6**, 29 (2004).
- [36] A.S. Pereira, R.M. Andrade, and E.J. Soares, J. Non-Newt. Fluid Mech. **202**, 72 (2013).
- [37] A. Pumir and M. Wilkinson, New J. Phys. **13**, 093030 (2011).
- [38] S. Parsa, E. Calzavarini, F. Toschi, and G.A. Voth, Phys. Rev. Lett. **109**, 134501 (2012).
- [39] K. Gustavsson, J. Einarsson, and B. Mehlig, Phys. Rev. Lett. **112**, 014501 (2014).
- [40] A. Gupta, D. Vincenzi, and R. Pandit, Phys. Rev. E **89**, 021001(R) (2014).
- [41] G. A. Voth and A. Soldati, Ann. Rev. Fluid Mech. **49**, 249 (2017).
- [42] M.C. Marchetti, J.F. Joanny, S. Ramaswamy, T.B. Liverpool, J. Prost, M. Rao, and R. Aditi Simha, Rev. Mod. Phys. **85**, 1143 (2013).
- [43] S. Zhou, A. Sokolov, O.D. Lavrentovich, and I.S. Aranson, Proc. Natl. Acad. Sci. USA **111**, 1256 (2014).
- [44] S.P. Thampi and J.M. Yeomans, Eur. Phys. J. Special Topics **225**, 651 (2016).