



Comparative analysis of hissing calls in five tit species

Li Zhang, Jianping Liu, Zezhong Gao, Lei Zhang, Dongmei Wan, Wei Liang,
Anders Moller

► To cite this version:

Li Zhang, Jianping Liu, Zezhong Gao, Lei Zhang, Dongmei Wan, et al.. Comparative analysis of hissing calls in five tit species. Behavioural Processes, 2020, 171, pp.104029. 10.1016/j.beproc.2019.104029 . hal-03024842v2

HAL Id: hal-03024842

<https://cnrs.hal.science/hal-03024842v2>

Submitted on 26 Nov 2020

HAL is a multi-disciplinary open access archive for the deposit and dissemination of scientific research documents, whether they are published or not. The documents may come from teaching and research institutions in France or abroad, or from public or private research centers.

L'archive ouverte pluridisciplinaire **HAL**, est destinée au dépôt et à la diffusion de documents scientifiques de niveau recherche, publiés ou non, émanant des établissements d'enseignement et de recherche français ou étrangers, des laboratoires publics ou privés.

Manuscript Details

Manuscript number	BEPROC_2019_100_R4
Title	Comparative analysis of hissing calls in five tit species
Article type	Research Paper

Abstract

Nest predation often leads to breeding failure and is an important component of natural selection that affects the evolution of nest defense behavior in birds. Many tit species give a hissing call as nest defense, but there are few studies of interspecific variation in hissing calls, and whether these are related to nest predation and nesting success. In this study, we compared the hissing calls of five tit species including cinereous tits (*Parus cinereus*), marsh tits (*Poecile palustris*), varied tits (*Sittiparus varius*), willow tits (*Poecile montanus*), and coal tits (*Periparus ater*) in Saihanba National Forest Park in Hebei and Xianrendong National Nature Reserve in Liaoning. In Saihanba of Hebei, the proportion of cinereous, willow, and coal tit individuals giving a hissing call differed significantly but the rate of nest predation was similar. It was also true for the three tit species (cinereous, varied, and marsh tits) in Xianrendong of Liaoning. Cinereous and varied tits showed no differences in clutch size, date of the first egg, nest predation and nesting success between individuals that gave and those that did not give a hissing call. These results indicate that for tit species that breed in nest boxes distributed within the same area, there is interspecific variation in hissing calls but this variation is not significantly correlated with nest predation risk.

Keywords	hissing call; nest defense; nest predation; repeatability; Paridae.
Corresponding Author	Wei Liang
Corresponding Author's Institution	College of Life Sciences, Hainan Normal University
Order of Authors	Li Zhang, Jianping Liu, Zezhong Gao, Lei Zhang, Dongmei Wan, Wei Liang, Anders Moller
Suggested reviewers	Piotr Tryjanowski, Haitao Wang, Yanyun Zhang, Jin Won Lee

Submission Files Included in this PDF

File Name [File Type]

submission letter.doc [Cover Letter]

Response to comments_R4.docx [Response to Reviewers]

Highlights_R4.docx [Highlights]

ms_Behav Proc_R4.doc [Manuscript File]

Figure 1.jpg [Figure]

Figure 2.jpg [Figure]

Figure 3.jpg [Figure]

Author Statement.docx [Author Statement]

ms_Behav Proc_R4_marked.doc [Supporting File]

Highlights_R4_marked.docx [Supporting File]

To view all the submission files, including those not included in the PDF, click on the manuscript title on your EVISE Homepage, then click 'Download zip file'.

Research Data Related to this Submission

There are no linked research data sets for this submission. The following reason is given:
Data will be made available on request



海南师范大学生命科学学院

College of Life Sciences
Hainan Normal University
99 south Longkun Road
Haikou 571158, P. R. China
Tel: 86-898-65883521
Fax: 86-898-65818360

Dear Prof. J. J. Bolhuis,

Please find enclosed a manuscript entitled “**Comparative analysis of hissing calls in five tit species**” for possible publication in *Behavioral Processes*.

Many tit species give a hissing call for nest defense, but there are few studies on inter-specific variations in hissing calls and whether these are related to nest predation and nesting success. In this study, we compared the hissing calls of five tit species including cinereous tit (*Parus cinereus*), marsh tit (*Poecile palustris*), varied tit (*Sittiparus varius*), willow tit (*Poecile montanus*), and coal tit (*Periparus ater*) in China.

The main finding of this study is that **for tit species that breed in nest boxes distributed within the same area, there are inter-specific variations in hissing call but these are not significantly correlated with nest predation risk and nesting success.**

We believe that these findings will be of interest to a wide range of researchers, who constitute the readership of your prestigious journal.

This manuscript has not been published or presented elsewhere in part or in entirety, and it is not under consideration for publication by another journal. We have read and understood your journal's policies, and we believe that neither the manuscript nor the study violates any of these. There are no competing interest to declare.

Thank you for your consideration. I am looking forward to hearing from you.

On behalf of the authors, sincerely yours,

Dongmei Wan and Wei Liang

Email:

wandongmei@lnu.edu.cn

liangwei@hainnu.edu.cn

Response to comments (Ref: BEPROC_2019_100R3)

**Dear Prof. Bolhuis,
Editor-in-Chief,
Behavioural Processes**

**Thank you very much for kindly permitting us to revise our manuscript.
We have now read the comments carefully and have revised the paper as
suggested by you and the reviewers.**

Please find explained in blue bold font below how we have addressed the points.

Thank you very much in advance for your editorial assistance.

Yours sincerely, on behalf of the co-authors,

Wei Liang

Ref: BEPROC_2019_100_R3

Title: Comparative analysis of hissing calls in five tit species

Journal: Behavioural Processes

Dear Dr. Liang,

Thank you for submitting your manuscript to Behavioural Processes. Reviewers have now commented on your paper. You will see that they are advising that you revise your manuscript. If you are prepared to undertake the work required, please submit your revision within 60 days of accepting to revise. A summary is appended below. While revising the paper please consider the reviewers' comments carefully. We look forward to receiving your detailed response and your revised manuscript.

Reviewer 2 has some final issues that you should address. As soon as I receive your revision I will accept it.

I look forward to receiving your revised manuscript as soon as possible.

Kind regards,

Professor. Bolhuis
Editor-in-Chief
Behavioural Processes

Comments from the editors and reviewers:

-Reviewer 1

- I focused mainly on previous problems/ suggestions. Well solved.

Thank you very much for your helpful comments. We appreciate your time and your kind help.

-Reviewer 2

The revisions the authors made are strong – the paper reads really well! I have only a few minor wording suggestions:

Thank you very much for taking your time and your helpful comments.

Highlights: Given the changes made, I suggest replacing “these are related” in both highlights with “this variation is related”

Revised as you kindly suggested.

Discussion:

Line 235-236: I suggest “there were few snakes and few Swinhoe’s . . .”

Revised. Thanks.

Line 252: I suggest replacing “female birds (Koosa and Tilgar 2016). For example, females” with “female great tits (Koosa and Tilgar 2016) in that females”

Revised.

A nice study!

Thanks. We really appreciate all helpful suggestions from the Editor and Reviewers.

Highlights

Many tit species in the Paridae family give a hissing call for nest defense, but there are few studies on inter-specific variation in hissing calls and whether this variation is related to nest predation and nesting success.

This study showed that there is inter-specific variation in hissing calls of five tit species in China that breed in nest boxes distributed within the same area, but this variation is not significantly correlated with nest predation risk and nesting success.

Comparative analysis of hissing calls in five tit species

Li Zhang¹, Jianping Liu², Zezhong Gao¹, Lei Zhang¹, Dongmei Wan^{1, *}, Wei Liang^{2, *}, Anders Pape Møller³

¹ Key Laboratory of Animal Resource and Epidemic Disease Prevention, College of Life Sciences, Liaoning University, Shenyang 110036, China

² Ministry of Education Key Laboratory for Ecology of Tropical Islands, College of Life Sciences, Hainan Normal University, Haikou 571158, China

³ Ecologie Systématique Evolution, Université Paris-Sud, CNRS, AgroParisTech, Université Paris-Saclay, F-91405 Orsay Cedex, France

Email address:

LZ, indxzl@outlook.com, ID: 0000-0003-1224-7855

JL, liujp@hainnu.edu.cn, ID: 0000-0001-6526-8831

ZG, liaodagaozezhong@outlook.com

LZ, zhangl@lnu.edu.cn, ID: 0000-0003-2328-1194

DW, wandongmei@lnu.edu.cn, ID: 0000-0002-1465-6110

WL, liangwei@hainnu.edu.cn, ID: 0000-0002-0004-9707

APM, anders.moller@u-psud.fr, ID: 0000-0003-3739-4675

Word count: 4606

*Corresponding author. DW (wandongmei@lnu.edu.cn), WL

(liangwei@hainnu.edu.cn)

Running headline: Hissing calls in tit species

Abstract

Nest predation often leads to breeding failure and is an important component of natural selection that affects the evolution of nest defense behavior in birds. Many tit species give a hissing call as nest defense, but there are few studies of interspecific variation in hissing calls, and whether these are related to nest predation and nesting success. In this study, we compared the hissing calls of five tit species including cinereous tits (*Parus cinereus*), marsh tits (*Poecile palustris*), varied tits (*Sittiparus varius*), willow tits (*Poecile montanus*), and coal tits (*Periparus ater*) in Saihanba National Forest Park in Hebei and Xianrendong National Nature Reserve in Liaoning. In Saihanba of Hebei, the proportion of cinereous, willow, and coal tit individuals giving a hissing call differed significantly but the rate of nest predation was similar. It was also true for the three tit species (cinereous, varied, and marsh tits) in Xianrendong of Liaoning. Cinereous and varied tits showed no differences in clutch size, date of the first egg, nest predation and nesting success between individuals that gave and those that did not give a hissing call. These results indicate that for tit species that breed in nest boxes distributed within the same area, there is interspecific variation in hissing calls but this variation is not significantly correlated with nest predation risk.

Keywords: hissing call; nest defense; nest predation; repeatability; Paridae.

Introduction

Nest predation often leads to reproductive failure and is a major selective force that affects nest defense behavior in birds (Ricklefs 1969; Martin 1995; Forstmeier and Weiss 2004; Fontaine and Martin 2006; Lima 2009; Tilgar and Moks 2015; Fu et al. 2016; Guppy et al. 2017). Birds have evolved complex anti-predation strategies to protect their nests and demonstrate specific behaviors when facing predators of different types and risk levels (Lima et al. 2005; Yorzinski and Vehrencamp 2009; Krams et al. 2010; Yorzinski and Platt 2012; Suzuki 2011, 2015; Daniela et al. 2018; Maziarz et al. 2018). Nest stage, sex, nest type and predator location may also have an effect on anti-predator behaviour of birds (Burger 1992; Ritchison 1993; Crisologo and Bonter 2017). For example, when a blue peacock (*Pavo cristatus*) encounters a raccoon during the day, it calls loudly, stretches its neck, opens its wings, and strikes a flying pose as it approaches the predator. However, at night it will instead remain silent and give a soft hissing call (Yorzinski and Platt 2012).

In animals, sound is often used to transmit predator information (Zuberbühler 2009; Fasanella and Fernández 2009; Suzuki 2011, 2014, 2015; Fuong et al. 2014; Townsend et al. 2014). Individuals of the same or different species use this acoustic information to evade predation (Sherman 1977; Pipia et al. 2009; Kitchen et al. 2010; Suzuki 2011, 2015; Gill and Bierema 2013; Townsend and Manser 2013). For example, Japanese tits (*Parus minor*) give different warning sounds to indicate the predator type: the “jar” sound is used to

67 indicate a Japanese rat snake (*Elaphe climacophora*) whereas the “chicka”
68 sound indicates a jungle crow (*Corvus macrorhynchos*) (Suzuki 2014). When
69 chicks close to fledging hear the “jar” sound coming from the female they jump
70 out of the nest to evade predation by the snake, but upon hearing the “chicka”
71 sound they instead huddle in the nest to avoid being preyed upon (Suzuki 2011).

72 Some birds have also evolved acoustic Batesian mimicry that simulates the
73 sound of a toxic, inedible, or more dangerous species so as to gain security
74 benefits (Gaul 1952; Sibley 1955; Klump and Shalter 1984; Apel and Weise
75 1986; Rowe et al. 1986; Owings et al. 2002; Kelly et al. 2008; Zub et al 2017).
76 When a female bird like a great tit (*Parus major*) senses the presence of a
77 predator, the bird stretches its wings forward and down rapidly in a curve, raises
78 and extends its tail, and gives a spontaneous hissing call (Perrins 1979; Cramp
79 and Perrins 1994) that leads to its misidentification as a snake by the predator,
80 which is then discouraged from approaching (Cox 1930; Sibley 1955; Rowe et
81 al. 1986; Perrins 1979; Krams et al. 2014). As an additional example, the
82 hissing call of burrowing owls (*Athene cunicularia*) simulates the crackling
83 sound of alerted Prairie rattlesnakes (*Crotalus viridis*) and is used to scare off its
84 predator, the California ground squirrel (*Spermophilus beecheyi*) (Rowe et al.
85 1986).

86 Hissing calls are common in cavity breeding birds including tits (Odum
87 1942; Hinde 1952; Sibley 1955; Apel and Weise 1986; Broughton 2005, 2012).
88 In many tit species, females incubate the eggs while males scarcely engage in

alerting behavior or assist with nest defense (Perrins 1979). A recent study showed that hissing females of great tits survive better than silent females (Krams et al. 2014). Playing recordings of the hissing calls of the great tit, Eurasian blue tit (*Cyanistes caeruleus*), and marsh tit (*Poecile palustris*) could lead to lower levels of nest exploration by their predators, the yellow-necked mouse (*Apodemus flavicollis*) (Zub et al. 2017). Among different tit species breeding in the same area, rates of nest predation are lower for those that exhibit hissing behavior than for those that do not (Walankiewicz 2002; Wesołowski 2002; Czeszczewik 2004; Wesołowski and Rowiński 2012; Maziarz et al. 2016). However, hissing calls of many tit species have not yet been investigated. Moreover, there is little information on whether there is interspecific variation in hissing calls of tit species located in the same area, and whether the hissing call of different species is related to their life history traits.

To address these questions, in this study we compared the hissing calls of five tit species located in the same area. For sympatrically breeding cinereous and varied tits, we also investigated whether there were differences in the breeding parameters of individuals with or without a hissing call, such as date of the first egg, clutch size, nest predation rate and nesting success in order to determine the relationship between hissing call and breeding performance.

Materials and methods

Study area and study species

The Saihanba National Forest Park (SHB) is located in Weichang, 240 km from Chengde City, Hebei Province (42°02'–42°36' N, 116°51'–117°39' E) at an altitude of 1,350–1,650 m. The park has a semi-arid/semi-humid cold-temperature continental monsoon climate and is the main natural secondary forest and plantation forest area in Hebei. Within the park there are plateaus, mountains, forests, and grasslands (Fig. 1; Liu et al. 2017). In 2017, 195 wooden nestboxes were put up at a height of 3–4 m on Mongolia scotch pines (*Pinus sylvestris* var. *mongolica*) and telegraph poles. These nestboxes have an entrance-hole diameter of 4.5 cm and a large chamber (14 cm × 17 cm × 34 cm).

The Xianrendong National Nature Reserve (XRD) is located in Zhuanghe, Liaoning Province (39°54'–40°03' N, 122°53'–123°03' E) at an altitude of 200–600 m. It is adjacent to the Yellow Sea and is located in a warm, temperate, humid monsoon climate zone (Fig. 1; Du et al. 2010). A total of 332 and 426 wooden nestboxes were put up in 2016 and 2018, with a height of 1.3–4.4 m in pine trees (*Pinus densiflora*), poplar trees (*Alnus japonica*) and Chinese ashes (*Pterocarya stenoptera*). These nestboxes have an entrance-hole diameter of 3.5–4.5 cm and a large chamber (outside 14 cm × 16 cm × 34 cm, inside 10 cm × 12 cm × 32 cm).

Tits belong to the Paridae family, which comprises small passerine birds that are mainly distributed in the Northern hemisphere and Africa. These small, stocky, woodland species have short bills and a length of 10–22 cm (Gosler and Peter, 2007). Great tits, which were originally distributed in Eurasia, are now

classified as three separate species: great tits from Europe to Northwestern Asia, the cinereous tit (*Parus cinereus*) of South Asia, and the Japanese tit of East Asia (Päckert et al. 2005).

In 2018, the birds attracted to artificial nest boxes hung in SHB were mainly cinereous tits, willow tits (*Poecile montanus*), and coal tits (*Periparus ater*) (Fig. 1, A-C). Between 2016 and 2018, the birds that were attracted to nest boxes hung in XRD were mainly cinereous, marsh, and varied tits (*Sittiparus varius*) (Fig. 1, D-F).

Field data collection

The nest boxes, particularly those used by tits, were routinely examined during the breeding season. In SHB, we performed our first nest inspection on May 10, 2018, and the last nest inspection on August 2, 2018. In XRD, in 2016 our first nest inspection was conducted on April 10, and the last nest inspection was conducted on July 3; in 2018 our first nest inspection was performed on April 8, and our last nest inspection was performed on July 1. During a day, we checked nest boxes between 09:30 a.m. and 16:00 p.m. Hatching status was determined according to clutch size and date of the first egg. The date at which the female laid the last egg was defined as day 0 of the incubation period. In this study, the incubation period of each of the five tit species was approximately 12 days. We divided the incubation period into three stages: early, mid and late incubation. The nest boxes were inspected once during each stage. When we opened the lid

of the nest box during inspection, some tits gave a hissing call instead of escaping from the nest. Depending on the response of the female upon opening the nest box, we divided birds into those with or without hissing calls. During field work, we found that the hissing call of the five tit species was highly repeatable—i.e., individuals that did not give a hissing call at the start of the study also did not give any hissing calls later during the breeding period.

Nest predation rate was defined as the proportion of depredated nests to the total nests monitored (Krams et al. 2014). Nesting success was defined as the proportion of successful nests (success to fledge at least one young), and it was a dichotomous variable for measuring predation intensity (Pribil 1998).

Statistical analysis

Statistical analysis was performed using SPSS v.16.0 for Windows (IBM, Armonk, NY, USA). The one-sample Kolmogorov-Smirnov test was used to analyze the normality of the data. When the data normality condition was met, the t-test or one-way analysis of variance was used to compare mean values. Otherwise, non-parametric tests—i.e., the Mann-Whitney U test and Kruskal-Wallis test—were used. All tests were two-tailed, with a significance level of $P < 0.05$. Data are expressed as mean \pm standard deviation (mean \pm SD).

Results

During 2018 and 2019 in SHB, 19 out of 32 (59.4%) cinereous tit, 14 out of 17 (82.3%) coal tit, and 4 out of 17 (23.5%) willow tit nests contained females that gave hissing calls. There were significant differences among hissing calls of the three tit species located in the same area (Fig. 2; $P = 0.002$, Fisher's exact test).

During 2018 in XRD, 16 out of 39 (41.0%) varied tits, 24 out of 40 (60.0%) cinereous tits, and 3 out of 17 (17.6%) marsh tits gave hissing calls. Significant differences were observed in the frequency of hissing calls of the three tit species located in the same area (Fig. 2; $P = 0.011$, Fisher's exact test).

In SHB, none of the 66 cinereous tits and 45 coal tits and only one of the 31 willow tit nests were depredated. There were no significant differences in predation rates among the three tit species ($P > 0.05$, Fisher's exact test).

In XRD, 18 out of 39 (46.2%) varied tits, 14 out of 40 (35.0%) cinereous tits, and 8 out of 19 (42.1%) marsh tit nests were targeted by predators. There were no significant differences in predation rates among the three tit species ($P = 0.597$, Fisher's exact test). For a total of 51 depredated nests, 30 nests were confirmed to be depredated by mice (10%; 3 out of 30 nests) or snakes (90%; including Korean rat-snakes *Elaphe anomala* and steppe rat-snakes *E. dione*).

For cinereous tits, 62 tits gave hissing calls whereas 23 tits did not. The date of the first egg and clutch size did not differ significantly between the two groups of tits [9.75 ± 1.31 ($n = 60$) vs. 9.77 ± 1.23 ($n = 22$)] ($P = 0.880$, Mann-Whitney U test). Similar rates of nest predation (19.4% vs. 30.4%) and nesting

success (64.5% vs. 52.2%) were also observed between the two groups (Fig. 3; nest predation: $P=0.379$; nesting success: $P=0.326$, Fisher's exact test).

For varied tits, 52 tits gave hissing calls whereas 37 tits did not. The two groups were similar in terms of date of the first egg and clutch size (7.31 ± 1.08 vs. 7.10 ± 1.12) ($P = 0.264$, Mann-Whitney U test) as well as nest predation (21.6% vs. 30.8%) and nesting success (56.8% vs. 44.2%) (Fig. 3; nest predation: $P=0.468$; nesting success: $P=0.286$, Fisher's exact test).

Discussion

Nest predation is a major cause of death in birds and has led to the evolution of morphological, physiological, and behavioral strategies to avoid predation (Lima 2009; Parejo et al. 2013; Fu et al. 2016). Previous work showed that cavity breeding tits give hissing calls to frighten approaching predators (Rowe et al. 1986; Zub et al. 2017) and thereby increase the survival rate of female birds and fledglings (Krams et al. 2014). Our study indicated that in SHB, there were significant differences in the proportions of individuals giving a hissing call among cinereous, willow and marsh tits. Furthermore, in XRD, differences were also observed in the proportions of cinereous, varied, and marsh tits giving hissing calls. However, in both SHB of Hebei and XRD of Liaoning, nest predation rates of tits breeding in nest boxes located in the same area did not differ. Cinereous and varied tits showed no differences in clutch size, date of the

first egg, nest predation rate and nesting success between birds with and without hissing calls.

Tit species in the wild are known to give hissing calls (Pickens 1928; Sibley 1995). However, there have been few studies investigating interspecific variation in hissing calls of tit species (Sibley 1995; Krams et al. 2014; Koosa and Tilgar 2016; Zub et al. 2017). An early report suggested that the hissing calls of tits were an acoustic form of Batesian mimicry and provided a brief description of the hissing calls of different species (Sibley 1995). Here, we recorded in detail the hissing calls of five tit species located in the same area and investigated interspecific differences.

We found that 60% of individual cinereous tits gave a hissing call; this is comparable to the 70% reported in a previous study in which hissing calls of great tits were found to substantially reduce the predation rate of breeding females (Krams et al. 2014). The hissing call of tits was also shown to discourage the nest exploration behavior of yellow-necked mouse (*Apodemus flavicollis*) (Zub et al. 2017). However, hissing call behavior did not reduce the rate of nest predation in tits. In SHB, the artificial nest boxes were mainly distributed in plantations located in areas where there were few snakes and few Swinhoe's striped squirrels (*Tamiops swinhoi*)—two of the natural predators of tits—due to the high altitude and low temperature. On the other hand, in XRD, nest predation rates of cinereous, varied, and marsh tits did not differ despite variation in the proportion of individuals with hissing calls. This is because the

main nest predators in this area were Korean and steppe rat-snakes, which are not influenced by the hissing calls of tits.

An earlier study found that the nest predation rate is markedly lower for great tits compared to the two species without hissing calls (Krams et al. 2014). A possible reason for the discrepancy between our study and this earlier study is the small sample size (85 cinereous and 89 varied tits vs. 477 samples in the study by Krams et al. 2014). Additionally, the predators in their study were mainly European pine marten (*Martes martes*), least weasel (*Mustela nivalis*), and great spotted woodpecker (*Dendrocopos major*), which are more likely scared off by the snake-like hissing calls of great tits than the predators in our study area (mainly snakes) (Weatherhead and Blouin-Demers 2004).

Hissing calls have been reported not to be related to the breeding performance of female great tits (Koosa and Tilgar 2016) in that females with and without hissing calls were found to lay a similar clutch size. Our results support this observation. Furthermore, we also determined that the hissing calls of all five tit species are unrelated to nest predation risk.

In conclusion, our results showed that hissing calls are common among sympatrically breeding tit species such as cinereous, willow, coal, marsh, and varied tits. In addition, the hissing calls of cinereous and varied tits were unrelated to nest predation risk or life history traits such as date of the first egg,

260 clutch size and nesting success. The present study made a contribution to intra-
261 and inter-specific differences in vocal behavior in closely related species.

263

264 **Ethics** The experiments reported here comply with the current laws of China.

265 Fieldwork was carried out under the permission from Saihanba National Forest

266 Park and Xianrendong National Nature Reserve, China. Experimental

267 procedures were in agreement with the Animal Research Ethics Committee of

268 Hainan Provincial Education Centre for Ecology and Environment, Hainan

269 Normal University (permit no. HNECEE-2011-001).

270

271 **Data accessibility** Data used in this study are available in Electronic

272 Supplementary Materials.

273

274 **Competing interests** The authors declare that they have no competing interests.

275

276 **Funding** This work was funded by the National Natural Science Foundation of

277 China (no. 31772453 to WL and no. 31872231 to DW).

278

279 **Acknowledgments** We are grateful to Prof. Johan Bolhuis and two anonymous

280 referees for their constructive comments that significantly improved this

281 manuscript. We thank Saihanba National Forest Park and Xianrendong National

- 282 Nature Reserve for their help and cooperation, Chunlei Jing and Congying
283 Zhang for their assistance with field work.

References

- Apel KM, Weise CM. 1986. The hiss-display of nesting black-capped chickadees in captivity. *Wilson Bulletin*, 98: 320–321.
- Broughton RK. 2005. Hissing display of incubating marsh tit and antipredator response of the young. *British Birds*, 98: 267–268.
- Broughton RK. 2012. Nest defence behaviour by marsh tits in response to a stuffed weasel. *British Birds*, 105: 39–40.
- Burger SJ. 1992. Differential responses of tropical roseate terns to aerial intruders throughout the nesting cycle. *Condor*, 94: 712–719.
- Cox AHM. 1930. Nestling wood-warblers "hissing". *British Birds*, 23: 219–220.
- Cramp S, Perrins CM. 1994. *The birds of the western Palearctic*. Oxford University Press, New York.
- Crisologo TL, Bonter DN. 2017. Defending the weak: Parental defense peaks when chick vulnerability is greatest in the herring gull (*Larus argentatus*). *Ethology*, 123: 113–122.
- Czeszczewik D. 2004. Breeding success and timing of the pied flycatcher *Ficedula hypoleuca* nesting in natural holes and nest-boxes in the Białowieża forest, Poland. *Acta Ornithology*, 39: 15–20.
- Daniela C, Sealy SG. 2018. Evolutionary significance of antiparasite, antipredator and learning phenotypes of avian nest defence. *Scientific Reports*, 8: 10569.

306 Du Y, Huo Y, Wan D, Sun J, Lv Y, Cao J. 2010. Moss selection as nest
 307 materials by *Parus varius*. Chinese Journal of Zoology, 45: 144–149.
 308 Fasanella M, Fernández GJ. 2009. Alarm calls of the southern house wren
 309 *Troglodytes musculus*: Variation with nesting stage and predator model.
 310 Journal of Ornithology, 150: 853–863.
 311 Fontaine JJ, Martin TE. 2006. Parent birds assess nest predation risk and adjust
 312 their reproductive strategies. Ecology Letters, 9: 428–434.
 313 Forstmeier W, Weiss I. 2004. Adaptive plasticity in nest-site selection in
 314 response to changing predation risk. Oikos, 104: 487–499.
 315 Fu Y, Chen B, Dowell SD, Zhang Z. 2016. Nest predators, nest-site selection
 316 and nest success of the Emei Shan liocichla (*Liocichla omeiensis*), a
 317 vulnerable babbler endemic to southwestern China. Avian Research, 7: 18.
 318 Fuong H, Keeley KN, Bulut Y, Blumstein DT. 2014. Heterospecific alarm
 319 calleavesdropping in nonvocal, white-bellied copper-striped skinks, *Emoia*
 320 *cyanura*. Animal Behaviour, 95: 129–35.
 321 Gaul AT. 1952. Audio mimicry: An adjunct to color mimicry. Psyche, 59: 82–
 322 83.
 323 Gill SA, Bierema AMK. 2013. On the meaning of alarm calls: A review of
 324 functional reference in avian alarm calling. Ethology, 119: 449–461.
 325 Gosler A, Clement P. 2007. Family Paridae (tits and chickadees). In del Hoyo J,
 326 Elliott A, Christie D (eds). Handbook of the birds of the world. Vol. 12:
 327 Picathartes to tits and chickadees. Pp. 662–709. Lynx Edicions, Barcelona.

328 Guppy M, Guppy S, Marchant R, Priddel D, Carlile N, Fullagar P. 2017. Nest
 329 predation of woodland birds in south-east Australia: Importance of
 330 unexpected predators. *Emu*, 117: 92–96.

331 Hinde RA. 1952. The behaviour of the great tit (*Parus major*) and some other
 332 related species. *Behaviour*, 2 (Suppl.): 1–201.

333 Kelly LA, Coe RL, Madden JR, Healy SD. 2008. Vocal mimicry in songbirds.
 334 *Animal Behaviour*, 76: 521–528.

335 Kitchen D, Bergman T, Cheney D, Nicholson J. 2010. Comparing responses of
 336 four ungulate species to playbacks of baboon alarm calls. *Animal Cognition*,
 337 13: 861–870.

338 Klump GM, Shalter MD. 1984. Acoustic behaviour of birds and mammals in
 339 the predator context; I. Factors affecting the structure of alarm signals. II.
 340 The functional significance and evolution of alarm signals. *Zeitschrift für*
 341 *Tierpsychologie*, 66: 189–226.

342 Koosa K, Tilgar V. 2016. Is hissing behaviour of incubating great tits related to
 343 reproductive investment in the wild? *Acta Ethologica*, 19: 173–180.

344 Krams I, Krama T, Berzins A, Rantala MJ. 2010. The risk of predation favors
 345 cooperation among breeding prey. *Communicative and Integrative Biology*,
 346 3: 243–244.

347 Krams I, Vrublevska J, Koosa K, Krama T, Mierauskas P, Rantala MJ, Tilgar V.
 348 2014. Hissing calls improve survival in incubating female great tits (*Parus*
 349 *major*). *Acta Ethologica*, 17: 83–88.

350 Lima SL. 2009. Predators and the breeding bird: behavioral and reproductive
351 flexibility under the risk of predation. *Biological Reviews*, 84: 485–513.

352 Lima SL, Rattenborg NS, Lesku JA, Amlaner CJ. 2005. Sleeping under the risk
353 of predation. *Animal Behaviour*, 70: 723–736.

354 Liu J, Ma L, Zhang Z, Gu D, Wang J, Li J, Gao L, Hou J. 2017. Maximum
355 frequency of songs reflects body size among male dusky warblers
356 *Phylloscopus fuscatus* (Passeriformes: Phylloscopidae). *European*
357 *Zoological Journal*, 84: 186–192.

358 Martin TE. 1995. Avian life history evolution in relation to nest sites, nest
359 predation, and food. *Ecological Monograph*, 65: 101–127.

360 Maziarz M, Piggott C, Burgess M. 2018. Predator recognition and differential
361 behavioural responses of adult wood warblers *Phylloscopus sibilatrix*. *Acta*
362 *Ethologica*, 21: 13–20.

363 Maziarz M, Wesołowski T, Hebda G, Cholewa M, Broughton RK. 2016.
364 Breeding success of the great tit *Parus major* in relation to attributes of
365 natural nest cavities in a primeval forest. *Journal of Ornithology*, 157: 343–
366 354.

367 Odum EP. 1942. Annual cycle of the black-capped chickadee. *Auk*, 59: 499–
368 531.

369 Owings DH, Rowe MP, Rundus AS. 2002. The rattling sound of rattlesnakes
370 (*Crotalus viridis*) as a communicative resource for ground squirrels

371 (*Spermophilus beecheyi*) and burrowing owls (*Athene cunicularia*). Journal
 372 of Comparative Psychology, 116: 197–205.

373 Parejo D, Avilés JM, Peña A, Sánchez L, Ruano F, Zamora-Muñoz C, Martín-
 374 Vivaldi M. 2013. Armed rollers: Does nestling's vomit function as a
 375 defence against predators? PLoS One, 8: e68862.

376 Päckert M, Martens J, Eck S, Nazarenko AA, Valchuk OP, Petri B, Veith M.
 377 2005. The great tit (*Parus major*): A misclassified ring species. Biological
 378 Journal of the Linnean Society, 86: 153–174.

379 Perrins CM. 1979. British tits. Collins, London.

380 Pickens AL. 1928. Auditory protective mimicry of the chickadee. Auk, 45: 302–
 381 304.

382 Pipia A, Ciuti S, Grignolio S, Luchetti S, Madau R, Apollonio M. 2009. Effect
 383 of predation risk on grouping pattern and whistling behaviour in a wild
 384 mouflon *Ovis aries* population. Acta Theriologica, 54: 77–86.

385 Ricklefs RE. 1969. An analysis of nesting mortality in birds. Smithsonian
 386 Contributions to Zoology, 9: 1–48.

387 Ritchison SG. 1993. The nest defense behavior of eastern screech-owls: Effects
 388 of nest stage, sex, nest type and predator location. Condor, 95: 288–296.

389 Rowe MP, Coss RG, Owings DH. 1986. Rattlesnake rattles and burrowing owl
 390 hisses: A case of acoustic Batesian mimicry. Ethology, 72: 53–71.

391 Sherman PW. 1977. Nepotism and the evolution of alarm calls. Science, 197:
 392 1246-53.

- 393 Sibley CG. 1955. Behavioral mimicry in the titmice (Paridae) and certain other
394 birds. *Wilson Bulletin*, 67: 128–132.
- 395 Suzuki TN. 2011. Parental alarm calls warn nestlings about different predatory
396 threats. *Current Biology*, 21: R15–R16.
- 397 Suzuki TN. 2014. Communication about predator type by a bird using discrete,
398 graded and combinatorial variation in alarm calls. *Animal Behaviour*, 87:
399 59–65.
- 400 Suzuki TN. 2015. Assessment of predation risk through referential
401 communication in incubating birds. *Scientific Reports*, 5: 10239.
- 402 Tilgar V, Moks K. 2015. Increased risk of predation increases mobbing
403 intensity in tropical birds of French Guiana. *Journal of Tropical Ecology*, 31:
404 243–250.
- 405 Townsend SW, Charlton BD, Manser MB. 2014. Acoustic cues to identity and
406 predator context in meerkat barks. *Animal Behaviour*, 94: 143–149.
- 407 Townsend SW, Manser MB. 2013. Functionally referential communication in
408 mammals: The past, present and the future. *Ethology*, 119: 1–11.
- 409 Walankiewicz W. 2002. Nest predation as a limiting factor to the breeding
410 population size of the collared flycatcher *Ficedula albicollis* in the
411 Białowieża National Park (NE Poland). *Acta Ornithology*, 37: 91–106.

412 Weatherhead PJ, Blouin-Demers G. 2004. Understanding avian nest predation:
 413 Why ornithologists should study snakes. *Journal of Avian Biology*, 35:
 414 185–190.

415 Wesołowski T. 2002. Antipredator adaptations in nesting marsh tits *Parus*
 416 *palustris*: the role of nest site security. *Ibis*, 144: 593–601.

417 Wesołowski T, Rowiński P. 2012. The breeding performance of blue tits
 418 *Cyanistes caeruleus* in relation to the attributes of natural holes in a
 419 primeval forest. *Bird Study*, 59: 437–448.

420 Yorzinski JL, Platt ML. 2012. The difference between night and day:
 421 antipredator behavior in birds. *Journal of Ethology*, 30: 211–218.

422 Yorzinski JL, Vehrencamp SL. 2009. The effect of predator type and danger
 423 level on the mob calls of the American crow. *Condor*, 111: 159–168.

424 Zub K, Czeszczewik D, Ruczyński I, Kapusta A, Walankiewicz W. 2017.
 425 Silence is not golden: The hissing calls of tits affect the behaviour of a nest
 426 predator. *Behavioral Ecology and Sociobiology*, 71: 79.

427 Zuberbühler K. 2009. Survivor signals: The biology and psychology of animal
 428 alarm calling. *Advance in the Study of Behaviour*, 40: 277–322.

429 Zheng G. 2017. A checklist on the classification and distribution of the birds of
 430 China (Third Edition). Science Press, Beijing.

432

433 **Legends to figures**

434

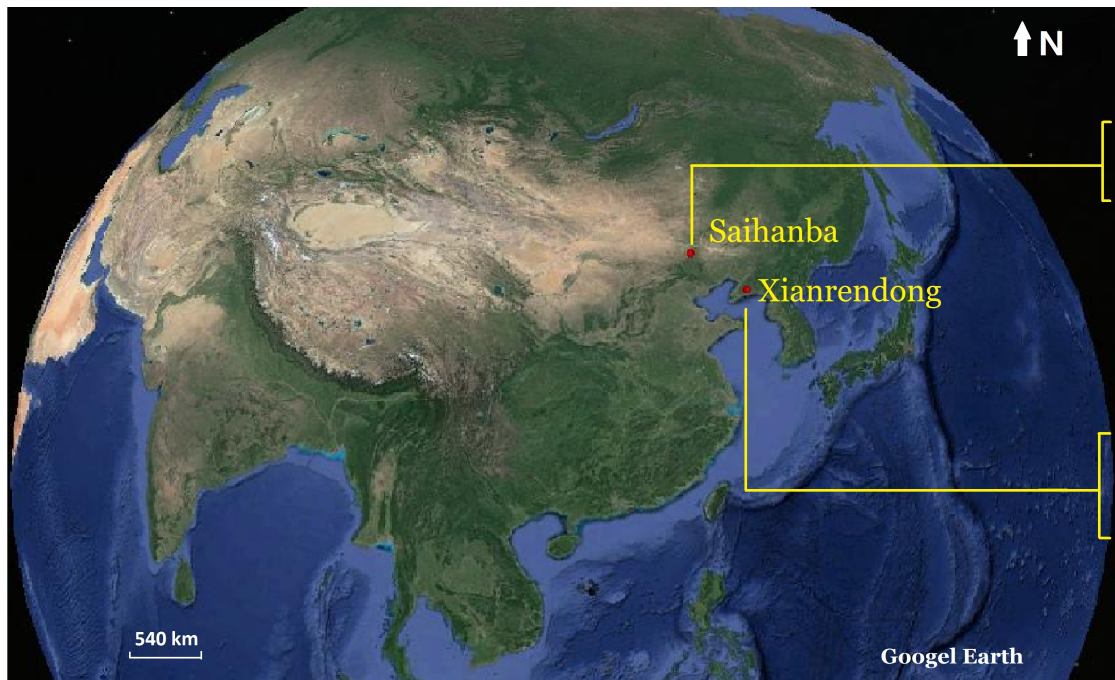
435 **Figure 1.** Study areas and study species in this study. Capital letters (A-F) refer
436 to bird species and lowercase letters (a-f) refer to its nest and eggs. A and D
437 refer to cinereous tit; B coal tit; C willow tit; E varied tit; and F marsh tit.

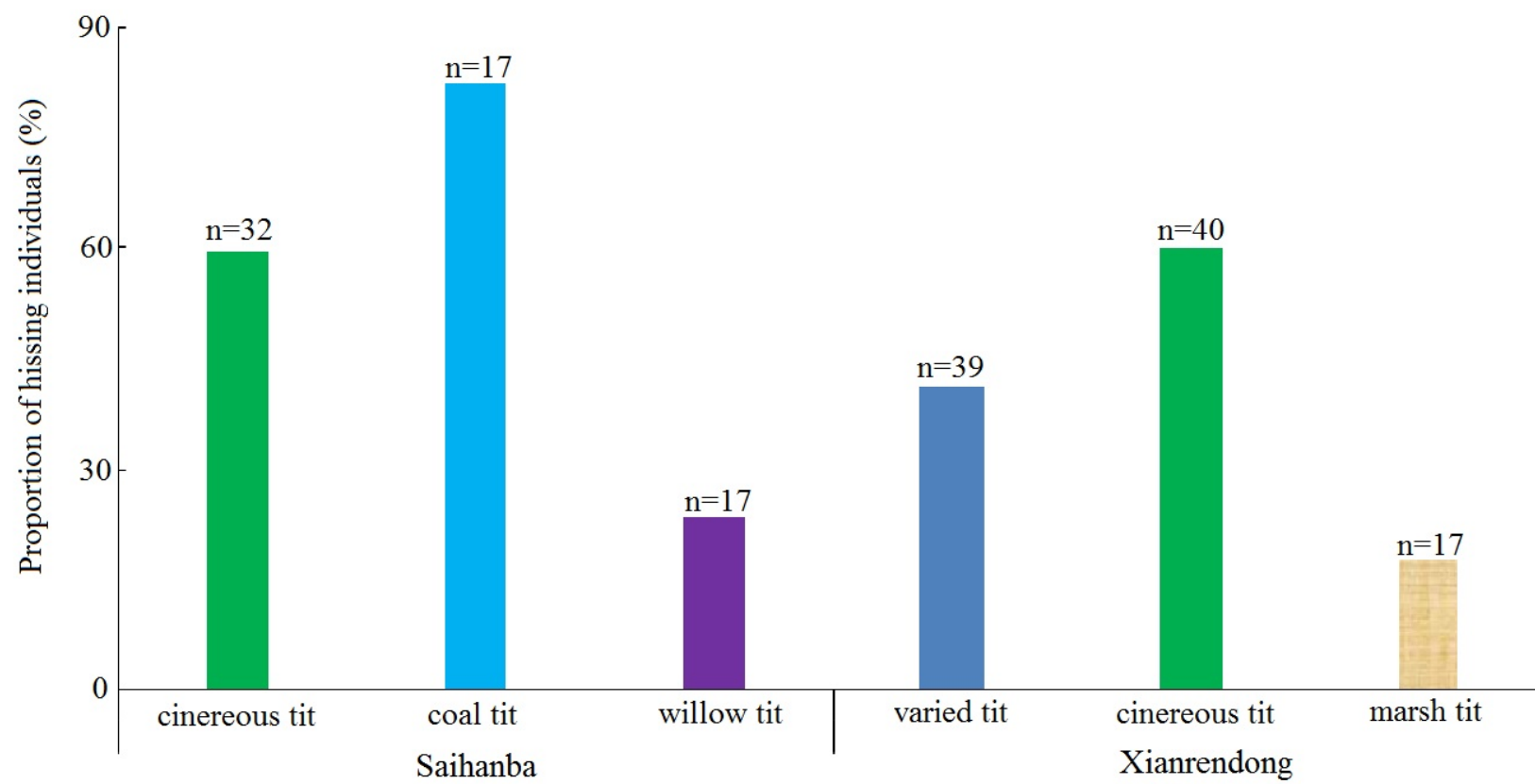
438

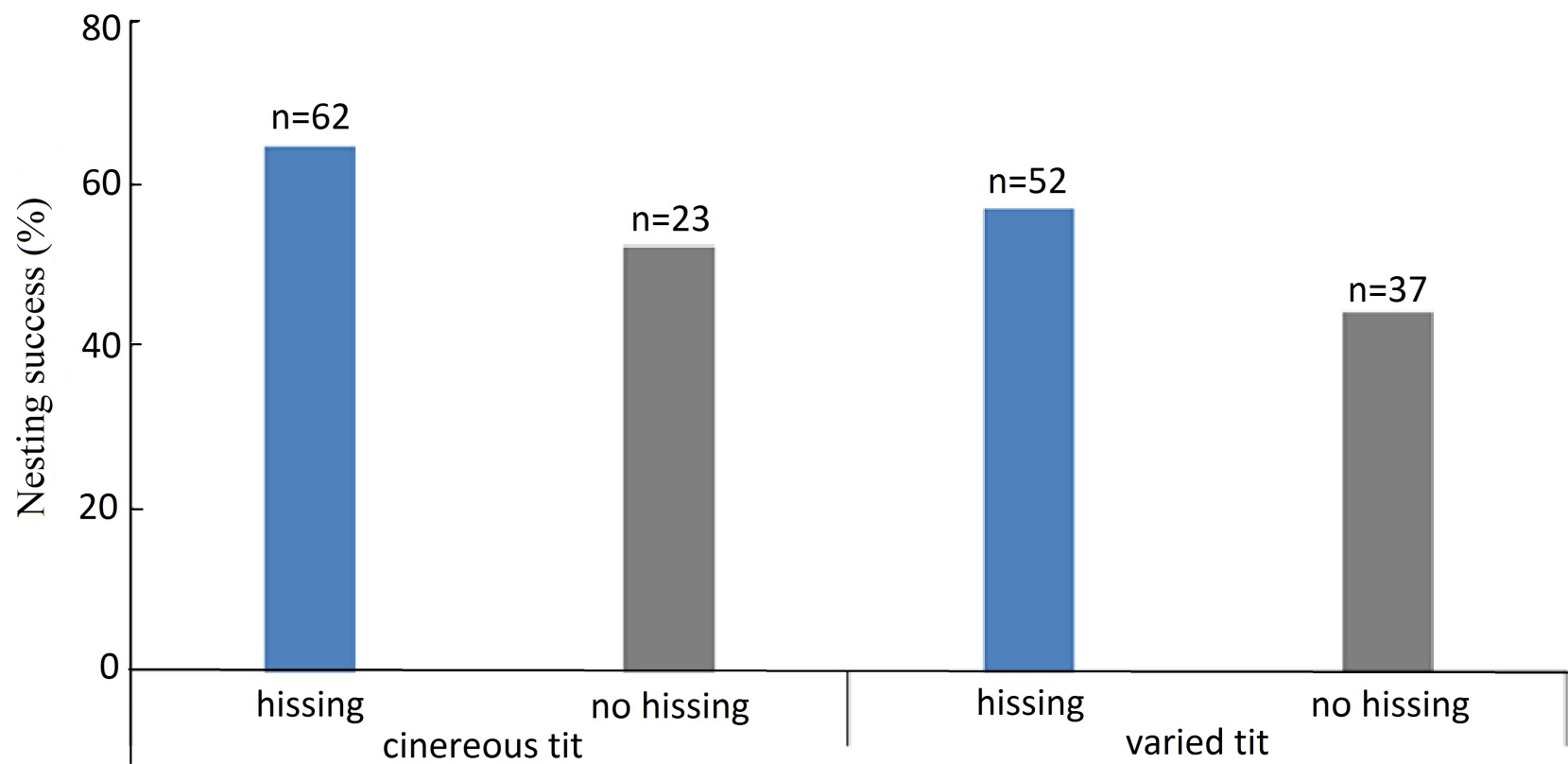
439 **Figure 2.** Proportion of hissing individuals in five tit species at two study sites.

440

441 **Figure 3.** Comparison of nesting success (% eggs that resulted in fledged young)
442 between individuals with and without hissing call in cinereous and varied tits.







CRedit author statement

Li Zhang: Investigation, Data Curation, and Writing - Original Draft;

Jianping Liu: Investigation, Formal analysis, and Writing - Original Draft;

Zezhong Gao: Investigation;

Lei Zhang: Investigation and Data Curation;

Dongmei Wan: Conceptualization, Resources, Writing - Review & Editing and Supervision;

Wei Liang: Conceptualization, Validation, Writing - Review & Editing, Supervision and Visualization;

Anders Pape Møller Conceptualization, Methodology, Writing - Review & Editing.

Comparative analysis of hissing calls in five tit species

Li Zhang¹, Jianping Liu², Zezhong Gao¹, Lei Zhang¹, Dongmei Wan^{1, *}, Wei Liang^{2, *}, Anders Pape Møller³

¹ Key Laboratory of Animal Resource and Epidemic Disease Prevention, College of Life Sciences, Liaoning University, Shenyang 110036, China

² Ministry of Education Key Laboratory for Ecology of Tropical Islands, College of Life Sciences, Hainan Normal University, Haikou 571158, China

³ Ecologie Systématique Evolution, Université Paris-Sud, CNRS, AgroParisTech, Université Paris-Saclay, F-91405 Orsay Cedex, France

Email address:

LZ, indxzl@outlook.com, ID: 0000-0003-1224-7855

JL, liujp@hainnu.edu.cn, ID: 0000-0001-6526-8831

ZG, liaodagaozezhong@outlook.com

LZ, zhangl@lnu.edu.cn, ID: 0000-0003-2328-1194

DW, wandongmei@lnu.edu.cn, ID: 0000-0002-1465-6110

WL, liangwei@hainnu.edu.cn, ID: 0000-0002-0004-9707

APM, anders.moller@u-psud.fr, ID: 0000-0003-3739-4675

Word count: ~~4604~~4606

*Corresponding author. DW (wandongmei@lnu.edu.cn), WL (liangwei@hainnu.edu.cn)

Running headline: Hissing calls in tit species

Abstract

Nest predation often leads to breeding failure and is an important component of natural selection that affects the evolution of nest defense behavior in birds. Many tit species give a hissing call as nest defense, but there are few studies of interspecific variation in hissing calls, and whether these are related to nest predation and nesting success. In this study, we compared the hissing calls of five tit species including cinereous tits (*Parus cinereus*), marsh tits (*Poecile palustris*), varied tits (*Sittiparus varius*), willow tits (*Poecile montanus*), and coal tits (*Periparus ater*) in Saihanba National Forest Park in Hebei and Xianrendong National Nature Reserve in Liaoning. In Saihanba of Hebei, the proportion of cinereous, willow, and coal tit individuals giving a hissing call differed significantly but the rate of nest predation was similar. It was also true for the three tit species (cinereous, varied, and marsh tits) in Xianrendong of Liaoning. Cinereous and varied tits showed no differences in clutch size, date of the first egg, nest predation and nesting success between individuals that gave and those that did not give a hissing call. These results indicate that for tit species that breed in nest boxes distributed within the same area, there is interspecific variation in hissing calls but this variation is not significantly correlated with nest predation risk.

Keywords: hissing call; nest defense; nest predation; repeatability; Paridae.

Introduction

Nest predation often leads to reproductive failure and is a major selective force that affects nest defense behavior in birds (Ricklefs 1969; Martin 1995; Forstmeier and Weiss 2004; Fontaine and Martin 2006; Lima 2009; Tilgar and Moks 2015; Fu et al. 2016; Guppy et al. 2017). Birds have evolved complex anti-predation strategies to protect their nests and demonstrate specific behaviors when facing predators of different types and risk levels (Lima et al. 2005; Yorzinski and Vehrencamp 2009; Krams et al. 2010; Yorzinski and Platt 2012; Suzuki 2011, 2015; Daniela et al. 2018; Maziarz et al. 2018). Nest stage, sex, nest type and predator location may also have an effect on anti-predator behaviour of birds (Burger 1992; Ritchison 1993; Crisologo and Bonter 2017). For example, when a blue peacock (*Pavo cristatus*) encounters a raccoon during the day, it calls loudly, stretches its neck, opens its wings, and strikes a flying pose as it approaches the predator. However, at night it will instead remain silent and give a soft hissing call (Yorzinski and Platt 2012).

In animals, sound is often used to transmit predator information (Zuberbühler 2009; Fasanella and Fernández 2009; Suzuki 2011, 2014, 2015; Fuong et al. 2014; Townsend et al. 2014). Individuals of the same or different species use this acoustic information to evade predation (Sherman 1977; Pipia et al. 2009; Kitchen et al. 2010; Suzuki 2011, 2015; Gill and Bierema 2013; Townsend and Manser 2013). For example, Japanese tits (*Parus minor*) give different warning sounds to indicate the predator type: the “jar” sound is used to

67 indicate a Japanese rat snake (*Elaphe climacophora*) whereas the “chicka”
68 sound indicates a jungle crow (*Corvus macrorhynchos*) (Suzuki 2014). When
69 chicks close to fledging hear the “jar” sound coming from the female they jump
70 out of the nest to evade predation by the snake, but upon hearing the “chicka”
71 sound they instead huddle in the nest to avoid being preyed upon (Suzuki 2011).

72 Some birds have also evolved acoustic Batesian mimicry that simulates the
73 sound of a toxic, inedible, or more dangerous species so as to gain security
74 benefits (Gaul 1952; Sibley 1955; Klump and Shalter 1984; Apel and Weise
75 1986; Rowe et al. 1986; Owings et al. 2002; Kelly et al. 2008; Zub et al 2017).
76 When a female bird like a great tit (*Parus major*) senses the presence of a
77 predator, the bird stretches its wings forward and down rapidly in a curve, raises
78 and extends its tail, and gives a spontaneous hissing call (Perrins 1979; Cramp
79 and Perrins 1994) that leads to its misidentification as a snake by the predator,
80 which is then discouraged from approaching (Cox 1930; Sibley 1955; Rowe et
81 al. 1986; Perrins 1979; Krams et al. 2014). As an additional example, the
82 hissing call of burrowing owls (*Athene cunicularia*) simulates the crackling
83 sound of alerted Prairie rattlesnakes (*Crotalus viridis*) and is used to scare off its
84 predator, the California ground squirrel (*Spermophilus beecheyi*) (Rowe et al.
85 1986).

86 Hissing calls are common in cavity breeding birds including tits (Odum
87 1942; Hinde 1952; Sibley 1955; Apel and Weise 1986; Broughton 2005, 2012).
88 In many tit species, females incubate the eggs while males scarcely engage in

alerting behavior or assist with nest defense (Perrins 1979). A recent study showed that hissing females of great tits survive better than silent females (Krams et al. 2014). Playing recordings of the hissing calls of the great tit, Eurasian blue tit (*Cyanistes caeruleus*), and marsh tit (*Poecile palustris*) could lead to lower levels of nest exploration by their predators, the yellow-necked mouse (*Apodemus flavicollis*) (Zub et al. 2017). Among different tit species breeding in the same area, rates of nest predation are lower for those that exhibit hissing behavior than for those that do not (Walankiewicz 2002; Wesołowski 2002; Czeszczewik 2004; Wesołowski and Rowiński 2012; Maziarz et al. 2016). However, hissing calls of many tit species have not yet been investigated. Moreover, there is little information on whether there is interspecific variation in hissing calls of tit species located in the same area, and whether the hissing call of different species is related to their life history traits.

To address these questions, in this study we compared the hissing calls of five tit species located in the same area. For sympatrically breeding cinereous and varied tits, we also investigated whether there were differences in the breeding parameters of individuals with or without a hissing call, such as date of the first egg, clutch size, nest predation rate and nesting success in order to determine the relationship between hissing call and breeding performance.

Materials and methods

Study area and study species

The Saihanba National Forest Park (SHB) is located in Weichang, 240 km from Chengde City, Hebei Province (42°02'–42°36' N, 116°51'–117°39' E) at an altitude of 1,350–1,650 m. The park has a semi-arid/semi-humid cold-temperature continental monsoon climate and is the main natural secondary forest and plantation forest area in Hebei. Within the park there are plateaus, mountains, forests, and grasslands (Fig. 1; Liu et al. 2017). In 2017, 195 wooden nestboxes were put up at a height of 3–4 m on Mongolia scotch pines (*Pinus sylvestris* var. *mongolica*) and telegraph poles. These nestboxes have an entrance-hole diameter of 4.5 cm and a large chamber (14 cm × 17 cm × 34 cm).

The Xianrendong National Nature Reserve (XRD) is located in Zhuanghe, Liaoning Province (39°54'–40°03' N, 122°53'–123°03' E) at an altitude of 200–600 m. It is adjacent to the Yellow Sea and is located in a warm, temperate, humid monsoon climate zone (Fig. 1; Du et al. 2010). A total of 332 and 426 wooden nestboxes were put up in 2016 and 2018, with a height of 1.3–4.4 m in pine trees (*Pinus densiflora*), poplar trees (*Alnus japonica*) and Chinese ashes (*Pterocarya stenoptera*). These nestboxes have an entrance-hole diameter of 3.5–4.5 cm and a large chamber (outside 14 cm × 16 cm × 34 cm, inside 10 cm × 12 cm × 32 cm).

Tits belong to the Paridae family, which comprises small passerine birds that are mainly distributed in the Northern hemisphere and Africa. These small, stocky, woodland species have short bills and a length of 10–22 cm (Gosler and Peter, 2007). Great tits, which were originally distributed in Eurasia, are now

classified as three separate species: great tits from Europe to Northwestern Asia, the cinereous tit (*Parus cinereus*) of South Asia, and the Japanese tit of East Asia (Päckert et al. 2005).

In 2018, the birds attracted to artificial nest boxes hung in SHB were mainly cinereous tits, willow tits (*Poecile montanus*), and coal tits (*Periparus ater*) (Fig. 1, A-C). Between 2016 and 2018, the birds that were attracted to nest boxes hung in XRD were mainly cinereous, marsh, and varied tits (*Sittiparus varius*) (Fig. 1, D-F).

Field data collection

The nest boxes, particularly those used by tits, were routinely examined during the breeding season. In SHB, we performed our first nest inspection on May 10, 2018, and the last nest inspection on August 2, 2018. In XRD, in 2016 our first nest inspection was conducted on April 10, and the last nest inspection was conducted on July 3; in 2018 our first nest inspection was performed on April 8, and our last nest inspection was performed on July 1. During a day, we checked nest boxes between 09:30 a.m. and 16:00 p.m. Hatching status was determined according to clutch size and date of the first egg. The date at which the female laid the last egg was defined as day 0 of the incubation period. In this study, the incubation period of each of the five tit species was approximately 12 days. We divided the incubation period into three stages: early, mid and late incubation. The nest boxes were inspected once during each stage. When we opened the lid

of the nest box during inspection, some tits gave a hissing call instead of escaping from the nest. Depending on the response of the female upon opening the nest box, we divided birds into those with or without hissing calls. During field work, we found that the hissing call of the five tit species was highly repeatable—i.e., individuals that did not give a hissing call at the start of the study also did not give any hissing calls later during the breeding period.

Nest predation rate was defined as the proportion of depredated nests to the total nests monitored (Krams et al. 2014). Nesting success was defined as the proportion of successful nests (success to fledge at least one young), and it was a dichotomous variable for measuring predation intensity (Pribil 1998).

Statistical analysis

Statistical analysis was performed using SPSS v.16.0 for Windows (IBM, Armonk, NY, USA). The one-sample Kolmogorov-Smirnov test was used to analyze the normality of the data. When the data normality condition was met, the t-test or one-way analysis of variance was used to compare mean values. Otherwise, non-parametric tests—i.e., the Mann-Whitney U test and Kruskal-Wallis test—were used. All tests were two-tailed, with a significance level of $P < 0.05$. Data are expressed as mean \pm standard deviation (mean \pm SD).

Results

During 2018 and 2019 in SHB, 19 out of 32 (59.4%) cinereous tit, 14 out of 17 (82.3%) coal tit, and 4 out of 17 (23.5%) willow tit nests contained females that gave hissing calls. There were significant differences among hissing calls of the three tit species located in the same area (Fig. 2; $P = 0.002$, Fisher's exact test).

During 2018 in XRD, 16 out of 39 (41.0%) varied tits, 24 out of 40 (60.0%) cinereous tits, and 3 out of 17 (17.6%) marsh tits gave hissing calls. Significant differences were observed in the frequency of hissing calls of the three tit species located in the same area (Fig. 2; $P = 0.011$, Fisher's exact test).

In SHB, none of the 66 cinereous tits and 45 coal tits and only one of the 31 willow tit nests were depredated. There were no significant differences in predation rates among the three tit species ($P > 0.05$, Fisher's exact test).

In XRD, 18 out of 39 (46.2%) varied tits, 14 out of 40 (35.0%) cinereous tits, and 8 out of 19 (42.1%) marsh tit nests were targeted by predators. There were no significant differences in predation rates among the three tit species ($P = 0.597$, Fisher's exact test). For a total of 51 depredated nests, 30 nests were confirmed to be depredated by mice (10%; 3 out of 30 nests) or snakes (90%; including Korean rat-snakes *Elaphe anomala* and steppe rat-snakes *E. dione*).

For cinereous tits, 62 tits gave hissing calls whereas 23 tits did not. The date of the first egg and clutch size did not differ significantly between the two groups of tits [9.75 ± 1.31 ($n = 60$) vs. 9.77 ± 1.23 ($n = 22$)] ($P = 0.880$, Mann-Whitney U test). Similar rates of nest predation (19.4% vs. 30.4%) and nesting

success (64.5% vs. 52.2%) were also observed between the two groups (Fig. 3; nest predation: $P=0.379$; nesting success: $P=0.326$, Fisher's exact test).

For varied tits, 52 tits gave hissing calls whereas 37 tits did not. The two groups were similar in terms of date of the first egg and clutch size (7.31 ± 1.08 vs. 7.10 ± 1.12) ($P = 0.264$, Mann-Whitney U test) as well as nest predation (21.6% vs. 30.8%) and nesting success (56.8% vs. 44.2%) (Fig. 3; nest predation: $P=0.468$; nesting success: $P=0.286$, Fisher's exact test).

Discussion

Nest predation is a major cause of death in birds and has led to the evolution of morphological, physiological, and behavioral strategies to avoid predation (Lima 2009; Parejo et al. 2013; Fu et al. 2016). Previous work showed that cavity breeding tits give hissing calls to frighten approaching predators (Rowe et al. 1986; Zub et al. 2017) and thereby increase the survival rate of female birds and fledglings (Krams et al. 2014). Our study indicated that in SHB, there were significant differences in the proportions of individuals giving a hissing call among cinereous, willow and marsh tits. Furthermore, in XRD, differences were also observed in the proportions of cinereous, varied, and marsh tits giving hissing calls. However, in both SHB of Hebei and XRD of Liaoning, nest predation rates of tits breeding in nest boxes located in the same area did not differ. Cinereous and varied tits showed no differences in clutch size, date of the

first egg, nest predation rate and nesting success between birds with and without hissing calls.

Tit species in the wild are known to give hissing calls (Pickens 1928; Sibley 1995). However, there have been few studies investigating interspecific variation in hissing calls of tit species (Sibley 1995; Krams et al. 2014; Koosa and Tilgar 2016; Zub et al. 2017). An early report suggested that the hissing calls of tits were an acoustic form of Batesian mimicry and provided a brief description of the hissing calls of different species (Sibley 1995). Here, we recorded in detail the hissing calls of five tit species located in the same area and investigated interspecific differences.

We found that 60% of individual cinereous tits gave a hissing call; this is comparable to the 70% reported in a previous study in which hissing calls of great tits were found to substantially reduce the predation rate of breeding females (Krams et al. 2014). The hissing call of tits was also shown to discourage the nest exploration behavior of yellow-necked mouse (*Apodemus flavicollis*) (Zub et al. 2017). However, hissing call behavior did not reduce the rate of nest predation in tits. In SHB, the artificial nest boxes were mainly distributed in plantations located in areas where there were few snakes and few Swinhoe's striped squirrels (*Tamiops swinhoi*)—two of the natural predators of tits—due to the high altitude and low temperature. On the other hand, in XRD, nest predation rates of cinereous, varied, and marsh tits did not differ despite variation in the proportion of individuals with hissing calls. This is because the

main nest predators in this area were Korean and steppe rat-snakes, which are not influenced by the hissing calls of tits.

An earlier study found that the nest predation rate is markedly lower for great tits compared to the two species without hissing calls (Krams et al. 2014). A possible reason for the discrepancy between our study and this earlier study is the small sample size (85 cinereous and 89 varied tits vs. 477 samples in the study by Krams et al. 2014). Additionally, the predators in their study were mainly European pine marten (*Martes martes*), least weasel (*Mustela nivalis*), and great spotted woodpecker (*Dendrocopos major*), which are more likely scared off by the snake-like hissing calls of great tits than the predators in our study area (mainly snakes) (Weatherhead and Blouin-Demers 2004).

Hissing calls have been reported not to be related to the breeding performance of female great tits~~birds~~ (Koosa and Tilgar 2016) in that ~~For example,~~ females with and without hissing calls were found to lay a similar clutch size. Our results support this observation. Furthermore, we also determined that the hissing calls of all five tit species are unrelated to nest predation risk.

In conclusion, our results showed that hissing calls are common among sympatrically breeding tit species such as cinereous, willow, coal, marsh, and varied tits. In addition, the hissing calls of cinereous and varied tits were unrelated to nest predation risk or life history traits such as date of the first egg,

261 clutch size and nesting success. The present study made a contribution to intra-
262 and inter-specific differences in vocal behavior in closely related species.

264

265 **Ethics** The experiments reported here comply with the current laws of China.

266 Fieldwork was carried out under the permission from Saihanba National Forest

267 Park and Xianrendong National Nature Reserve, China. Experimental

268 procedures were in agreement with the Animal Research Ethics Committee of

269 Hainan Provincial Education Centre for Ecology and Environment, Hainan

270 Normal University (permit no. HNECEE-2011-001).

271

272 **Data accessibility** Data used in this study are available in Electronic

273 Supplementary Materials.

274

275 **Competing interests** The authors declare that they have no competing interests.

276

277 **Funding** This work was funded by the National Natural Science Foundation of

278 China (no. 31772453 to WL and no. 31872231 to DW).

279

280 **Acknowledgments** We are grateful to Prof. Johan Bolhuis and two anonymous

281 referees for their constructive comments that significantly improved this

282 manuscript. We thank Saihanba National Forest Park and Xianrendong National

- 283 Nature Reserve for their help and cooperation, Chunlei Jing and Congying
284 Zhang for their assistance with field work.

286 **References**

- 287 Apel KM, Weise CM. 1986. The hiss-display of nesting black-capped
288 chickadees in captivity. *Wilson Bulletin*, 98: 320–321.
- 289 Broughton RK. 2005. Hissing display of incubating marsh tit and antipredator
290 response of the young. *British Birds*, 98: 267–268.
- 291 Broughton RK. 2012. Nest defence behaviour by marsh tits in response to a
292 stuffed weasel. *British Birds*, 105: 39–40.
- 293 Burger SJ. 1992. Differential responses of tropical roseate terns to aerial
294 intruders throughout the nesting cycle. *Condor*, 94: 712–719.
- 295 Cox AHM. 1930. Nestling wood-warblers "hissing". *British Birds*, 23: 219–220.
- 296 Cramp S, Perrins CM. 1994. The birds of the western Palearctic. Oxford
297 University Press, New York.
- 298 Crisologo TL, Bonter DN. 2017. Defending the weak: Parental defense peaks
299 when chick vulnerability is greatest in the herring gull (*Larus argentatus*).
300 *Ethology*, 123: 113–122.
- 301 Czeszczewik D. 2004. Breeding success and timing of the pied flycatcher
302 *Ficedula hypoleuca* nesting in natural holes and nest-boxes in the
303 Białowieża forest, Poland. *Acta Ornithology*, 39: 15–20.
- 304 Daniela C, Sealy SG. 2018. Evolutionary significance of antiparasite,
305 antipredator and learning phenotypes of avian nest defence. *Scientific*
306 *Reports*, 8: 10569.

307 Du Y, Huo Y, Wan D, Sun J, Lv Y, Cao J. 2010. Moss selection as nest
 308 materials by *Parus varius*. Chinese Journal of Zoology, 45: 144–149.
 309 Fasanella M, Fernández GJ. 2009. Alarm calls of the southern house wren
 310 *Troglodytes musculus*: Variation with nesting stage and predator model.
 311 Journal of Ornithology, 150: 853–863.
 312 Fontaine JJ, Martin TE. 2006. Parent birds assess nest predation risk and adjust
 313 their reproductive strategies. Ecology Letters, 9: 428–434.
 314 Forstmeier W, Weiss I. 2004. Adaptive plasticity in nest-site selection in
 315 response to changing predation risk. Oikos, 104: 487–499.
 316 Fu Y, Chen B, Dowell SD, Zhang Z. 2016. Nest predators, nest-site selection
 317 and nest success of the Emei Shan liocichla (*Liocichla omeiensis*), a
 318 vulnerable babbler endemic to southwestern China. Avian Research, 7: 18.
 319 Fuong H, Keeley KN, Bulut Y, Blumstein DT. 2014. Heterospecific alarm
 320 calleavesdropping in nonvocal, white-bellied copper-striped skinks, *Emoia*
 321 *cyanura*. Animal Behaviour, 95: 129–35.
 322 Gaul AT. 1952. Audio mimicry: An adjunct to color mimicry. Psyche, 59: 82–
 323 83.
 324 Gill SA, Bierema AMK. 2013. On the meaning of alarm calls: A review of
 325 functional reference in avian alarm calling. Ethology, 119: 449–461.
 326 Gosler A, Clement P. 2007. Family Paridae (tits and chickadees). In del Hoyo J,
 327 Elliott A, Christie D (eds). Handbook of the birds of the world. Vol. 12:
 328 Picathartes to tits and chickadees. Pp. 662–709. Lynx Edicions, Barcelona.

329 Guppy M, Guppy S, Marchant R, Priddel D, Carlile N, Fullagar P. 2017. Nest
 330 predation of woodland birds in south-east Australia: Importance of
 331 unexpected predators. *Emu*, 117: 92–96.

332 Hinde RA. 1952. The behaviour of the great tit (*Parus major*) and some other
 333 related species. *Behaviour*, 2 (Suppl.): 1–201.

334 Kelly LA, Coe RL, Madden JR, Healy SD. 2008. Vocal mimicry in songbirds.
 335 *Animal Behaviour*, 76: 521–528.

336 Kitchen D, Bergman T, Cheney D, Nicholson J. 2010. Comparing responses of
 337 four ungulate species to playbacks of baboon alarm calls. *Animal Cognition*,
 338 13: 861–870.

339 Klump GM, Shalter MD. 1984. Acoustic behaviour of birds and mammals in
 340 the predator context; I. Factors affecting the structure of alarm signals. II.
 341 The functional significance and evolution of alarm signals. *Zeitschrift für*
 342 *Tierpsychologie*, 66: 189–226.

343 Koosa K, Tilgar V. 2016. Is hissing behaviour of incubating great tits related to
 344 reproductive investment in the wild? *Acta Ethologica*, 19: 173–180.

345 Krams I, Krama T, Berzins A, Rantala MJ. 2010. The risk of predation favors
 346 cooperation among breeding prey. *Communicative and Integrative Biology*,
 347 3: 243–244.

348 Krams I, Vrublevska J, Koosa K, Krama T, Mierauskas P, Rantala MJ, Tilgar V.
 349 2014. Hissing calls improve survival in incubating female great tits (*Parus*
 350 *major*). *Acta Ethologica*, 17: 83–88.

351 Lima SL. 2009. Predators and the breeding bird: behavioral and reproductive
 352 flexibility under the risk of predation. *Biological Reviews*, 84: 485–513.

353 Lima SL, Rattenborg NS, Lesku JA, Amlaner CJ. 2005. Sleeping under the risk
 354 of predation. *Animal Behaviour*, 70: 723–736.

355 Liu J, Ma L, Zhang Z, Gu D, Wang J, Li J, Gao L, Hou J. 2017. Maximum
 356 frequency of songs reflects body size among male dusky warblers
 357 *Phylloscopus fuscatus* (Passeriformes: Phylloscopidae). *European*
 358 *Zoological Journal*, 84: 186–192.

359 Martin TE. 1995. Avian life history evolution in relation to nest sites, nest
 360 predation, and food. *Ecological Monograph*, 65: 101–127.

361 Maziarz M, Piggott C, Burgess M. 2018. Predator recognition and differential
 362 behavioural responses of adult wood warblers *Phylloscopus sibilatrix*. *Acta*
 363 *Ethologica*, 21: 13–20.

364 Maziarz M, Wesołowski T, Hebda G, Cholewa M, Broughton RK. 2016.
 365 Breeding success of the great tit *Parus major* in relation to attributes of
 366 natural nest cavities in a primeval forest. *Journal of Ornithology*, 157: 343–
 367 354.

368 Odum EP. 1942. Annual cycle of the black-capped chickadee. *Auk*, 59: 499–
 369 531.

370 Owings DH, Rowe MP, Rundus AS. 2002. The rattling sound of rattlesnakes
 371 (*Crotalus viridis*) as a communicative resource for ground squirrels

372 (*Spermophilus beecheyi*) and burrowing owls (*Athene cunicularia*). Journal
 373 of Comparative Psychology, 116: 197–205.

374 Parejo D, Avilés JM, Peña A, Sánchez L, Ruano F, Zamora-Muñoz C, Martín-
 375 Vivaldi M. 2013. Armed rollers: Does nestling's vomit function as a
 376 defence against predators? PLoS One, 8: e68862.

377 Päckert M, Martens J, Eck S, Nazarenko AA, Valchuk OP, Petri B, Veith M.
 378 2005. The great tit (*Parus major*): A misclassified ring species. Biological
 379 Journal of the Linnean Society, 86: 153–174.

380 Perrins CM. 1979. British tits. Collins, London.

381 Pickens AL. 1928. Auditory protective mimicry of the chickadee. Auk, 45: 302–
 382 304.

383 Pipia A, Ciuti S, Grignolio S, Luchetti S, Madau R, Apollonio M. 2009. Effect
 384 of predation risk on grouping pattern and whistling behaviour in a wild
 385 mouflon *Ovis aries* population. Acta Theriologica, 54: 77–86.

386 Ricklefs RE. 1969. An analysis of nesting mortality in birds. Smithsonian
 387 Contributions to Zoology, 9: 1–48.

388 Ritchison SG. 1993. The nest defense behavior of eastern screech-owls: Effects
 389 of nest stage, sex, nest type and predator location. Condor, 95: 288–296.

390 Rowe MP, Coss RG, Owings DH. 1986. Rattlesnake rattles and burrowing owl
 391 hisses: A case of acoustic Batesian mimicry. Ethology, 72: 53–71.

392 Sherman PW. 1977. Nepotism and the evolution of alarm calls. Science, 197:
 393 1246-53.

- 394 Sibley CG. 1955. Behavioral mimicry in the titmice (Paridae) and certain other
395 birds. *Wilson Bulletin*, 67: 128–132.
- 396 Suzuki TN. 2011. Parental alarm calls warn nestlings about different predatory
397 threats. *Current Biology*, 21: R15–R16.
- 398 Suzuki TN. 2014. Communication about predator type by a bird using discrete,
399 graded and combinatorial variation in alarm calls. *Animal Behaviour*, 87:
400 59–65.
- 401 Suzuki TN. 2015. Assessment of predation risk through referential
402 communication in incubating birds. *Scientific Reports*, 5: 10239.
- 403 Tilgar V, Moks K. 2015. Increased risk of predation increases mobbing
404 intensity in tropical birds of French Guiana. *Journal of Tropical Ecology*, 31:
405 243–250.
- 406 Townsend SW, Charlton BD, Manser MB. 2014. Acoustic cues to identity and
407 predator context in meerkat barks. *Animal Behaviour*, 94: 143–149.
- 408 Townsend SW, Manser MB. 2013. Functionally referential communication in
409 mammals: The past, present and the future. *Ethology*, 119: 1–11.
- 410 Walankiewicz W. 2002. Nest predation as a limiting factor to the breeding
411 population size of the collared flycatcher *Ficedula albicollis* in the
412 Białowieża National Park (NE Poland). *Acta Ornithology*, 37: 91–106.

413 Weatherhead PJ, Blouin-Demers G. 2004. Understanding avian nest predation:
 414 Why ornithologists should study snakes. *Journal of Avian Biology*, 35:
 415 185–190.

416 Wesołowski T. 2002. Antipredator adaptations in nesting marsh tits *Parus*
 417 *palustris*: the role of nest site security. *Ibis*, 144: 593–601.

418 Wesołowski T, Rowiński P. 2012. The breeding performance of blue tits
 419 *Cyanistes caeruleus* in relation to the attributes of natural holes in a
 420 primeval forest. *Bird Study*, 59: 437–448.

421 Yorzinski JL, Platt ML. 2012. The difference between night and day:
 422 antipredator behavior in birds. *Journal of Ethology*, 30: 211–218.

423 Yorzinski JL, Vehrencamp SL. 2009. The effect of predator type and danger
 424 level on the mob calls of the American crow. *Condor*, 111: 159–168.

425 Zub K, Czeszczewik D, Ruczyński I, Kapusta A, Walankiewicz W. 2017.
 426 Silence is not golden: The hissing calls of tits affect the behaviour of a nest
 427 predator. *Behavioral Ecology and Sociobiology*, 71: 79.

428 Zuberbühler K. 2009. Survivor signals: The biology and psychology of animal
 429 alarm calling. *Advance in the Study of Behaviour*, 40: 277–322.

430 Zheng G. 2017. A checklist on the classification and distribution of the birds of
 431 China (Third Edition). Science Press, Beijing.

433

434 **Legends to figures**

435

436 **Figure 1.** Study areas and study species in this study. Capital letters (A-F) refer
437 to bird species and lowercase letters (a-f) refer to its nest and eggs. A and D
438 refer to cinereous tit; B coal tit; C willow tit; E varied tit; and F marsh tit.

439

440 **Figure 2.** Proportion of hissing individuals in five tit species at two study sites.

441

442 **Figure 3.** Comparison of nesting success (% eggs that resulted in fledged young)
443 between individuals with and without hissing call in cinereous and varied tits.

Highlights

Many tit species in the Paridae family give a hissing call for nest defense, but there are few studies on inter-specific variation in hissing calls and whether this variation is ~~these are~~ related to nest predation and nesting success.

This study showed that there is inter-specific variation in hissing calls of five tit species in China that breed in nest boxes distributed within the same area, but this variation ~~these is~~ ~~are~~ not significantly correlated with nest predation risk and nesting success.