



HAL
open science

Microstructural and Elastic Properties of Stable Aluminium-rich TiAl and TiAl₂ Formed Phase Intermetallics

Nicholas Ongwen, Daoud Chanbi, Erick Ogam, Henry Otunga, Andrew Oduor, Zine El Abiddine Fellah

► **To cite this version:**

Nicholas Ongwen, Daoud Chanbi, Erick Ogam, Henry Otunga, Andrew Oduor, et al.. Microstructural and Elastic Properties of Stable Aluminium-rich TiAl and TiAl₂ Formed Phase Intermetallics. Materials Letters, 2021, 287, pp.129295. 10.1016/j.matlet.2020.129295 . hal-03103899

HAL Id: hal-03103899

<https://cnrs.hal.science/hal-03103899>

Submitted on 17 Oct 2021

HAL is a multi-disciplinary open access archive for the deposit and dissemination of scientific research documents, whether they are published or not. The documents may come from teaching and research institutions in France or abroad, or from public or private research centers.

L'archive ouverte pluridisciplinaire **HAL**, est destinée au dépôt et à la diffusion de documents scientifiques de niveau recherche, publiés ou non, émanant des établissements d'enseignement et de recherche français ou étrangers, des laboratoires publics ou privés.

Microstructural and Elastic Properties of Stable Aluminium-rich TiAl and TiAl₂ Formed Phase Intermetallics

*Nicholas O. Ongwen^a Daoud Chanbi^b Erick Ogam^c Henry O. Otunga^a Andrew O. Oduor^a Z. E. A. Fellah^c

(a) Department of Physics and Materials Science, Maseno University, Kenya.

(b) Laboratoire d'Electrochimie, Corrosion, Métallurgie et Chimie Minérale, Université des Sciences et de la technologie de Houari Boumediene, Algeria.

(c) Laboratoire de Mécanique et d'Acoustique, LMA-UMR 7031 Aix-Marseille University-CNRS-Centrale Marseille, F-13453 Marseille CEDEX 13, France.

Abstract

We studied aluminium-rich Ti-Al (Ti₃₂Al₆₈ and Ti₄₀Al₆₀) binary alloys that were composed of TiAl and TiAl₂ lamellar microstructures. The law of mixtures was employed in calculating the theoretical Young's moduli. The lattice parameters of the alloys showed that both were tetragonal crystals. In the computational study, we made use of our modified method for the stress-strain calculation of elastic constants. The alloys at the respective chemical compositions were modelled by creating titanium (Ti) supercells, which were then doped by replacing some of the Ti atoms with aluminium atoms. The values of elastic moduli were verified by the ab initio calculation in this work, which showed a perfect agreement. The Pugh's ratio showed that both the alloys are ductile.

Keywords: Intermetallics; Ti₃₂Al₆₈ and Ti₄₀Al₆₀ Alloys; Elastic properties; Ab-initio calculations; Aerospace materials; automotive materials.

1.0 Introduction

Aluminium (Al) is a highly attractive material in the industrial world, especially where light-weight and corrosion-resistance is required. However, some of its properties which limit its applications include its poor mechanical properties such as low Young's modulus. One of the most-challenging areas in aircraft and automotive industry is to find materials with both low density as well as high stress and high melting point. Ti-Al alloys are hard to be applied directly in practice in the industry due to their brittleness and plastic deformation [1].

In our recent work [2], we did an experimental study of the Young's moduli of $\text{Ti}_{32}\text{Al}_{68}$ and $\text{Ti}_{40}\text{Al}_{60}$ binary alloys using Resonance Ultrasonic Vibration. However, the choice of the resonance family of modes of vibrations were guided by the *ab initio* study of the elastic moduli of Ti and Al that make up the alloys. Thus, the values of the Young's moduli obtained needed verification. Moreover, the experimental study did not explore the crystal structures and the lattice parameters of the synthesized alloy samples. In this work, our objectives were (i) to verify the experimental values of the Young's moduli, (ii) to determine the experimental values of the lattice parameters and (iii) to explore the brittle/ ductile nature of the binary alloys.

2.0 Materials and methods

The experimental detail for obtaining the Young's moduli of the binary alloys has already been explained in our earlier work [2], where the energy dispersive spectrometer was used to determine the chemical compositions of the prepared alloy samples, which we have used in the *ab initio* calculation in this work. Fig. 1 shows the

diffractograms obtained from the experimental study, together with the indexed peaks as well as the dual-phase nature of the alloys.

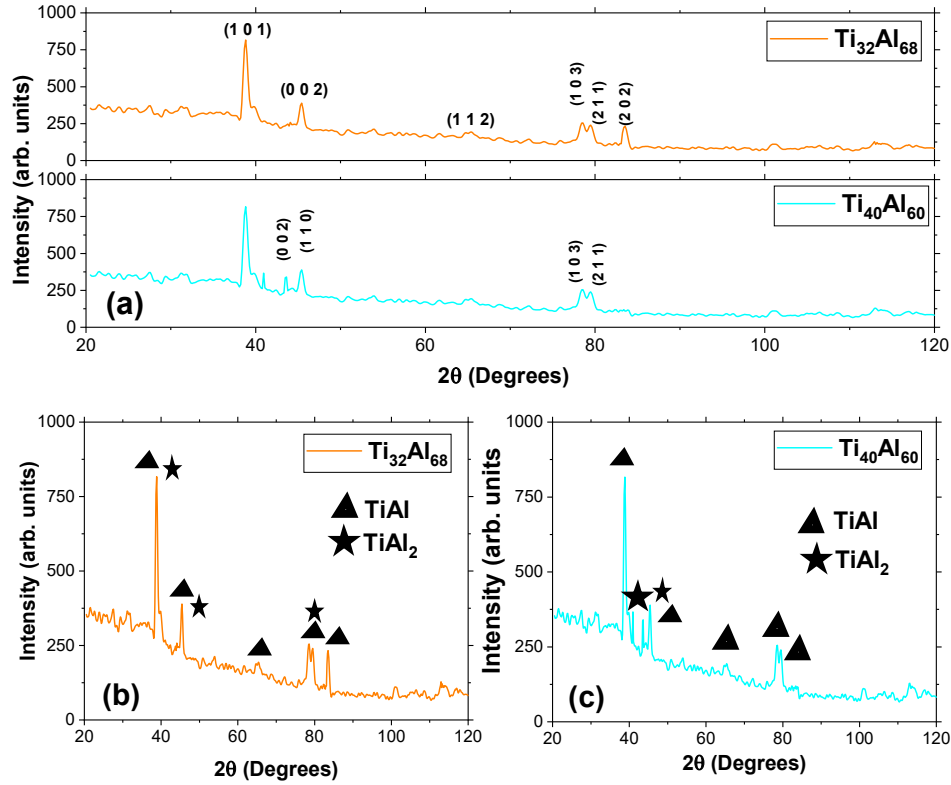


Fig. 1: (a) X-ray diffractograms for the indexed peaks for calculating the lattice parameters of the two binary alloys; and (b and c) the identified phases ($TiAl$ and $TiAl_2$).

2.1 Structural study

First-principles calculations were performed using Quantum Espresso code. We started the modelling of the structures with a Ti unit cell, which adopts a simple cubic structure with an $Im\bar{3}m$ space group (number 229), consisting of 2 atoms [3]. We then created 2 x 2 x 3 supercells, which consisted of 24 atoms. The supercells were then doped by replacing some of the Ti atoms with appropriate number of atoms of Al. The experimental Scanning Electron Microscopic (SEM) images are shown in Fig. 2, which

also revealed the dual-phase nature of the $Ti_{32}Al_{68}$ and the $Ti_{40}Al_{60}$ binary alloys. It is clearly visible in Fig. 2 that the elongated plates of the $TiAl_2$ phase are separated in fragments by the $TiAl$ phase, which shows that the $TiAl$ phase penetrates through the $TiAl_2/TiAl_2$ grain boundaries and separates the $TiAl_2$ grains from each other. This behaviour of the grain boundary phases is related with the so-called complete and incomplete wetting of grain boundaries by the second solid phase [4]. Fig. 2 shows that the concentration of Ti for the $TiAl_2$ phase in the two binary alloys is 56.91%. Thus, we also calculated the elastic constants of the $TiAl_2$ phase.




Fig. 2: SEM micrographs of binary alloy phases (a) $Ti_{32}Al_{68}$ and $TiAl_2$ (b) $Ti_{40}Al_{60}$ and $TiAl_2$

The electron-ion interactions were described by scalar-relativistic, norm-conserving ultrasoft pseudopotentials. The calculation employed generalized gradient approximation, with PBESOL functionals [5].

2.2 Calculation of elastic constants

Details of the calculation are found in our recent work [6]. The brittle and ductile behaviour of a material can be determined using the Poisson's ratio as well as the Pugh's ratio (Eqn. 1) [7]. If $n > 1.75$, the material is ductile. Otherwise, the material is brittle.

$$\frac{B}{G} = n, \quad (1)$$

where n is a constant called the Pugh's modulus ratio. For the Poisson's ratio, a value of 0.27 and above predicts the ductile nature of materials, while a value less than 0.27 predicts that the material is ductile [8].

3. Results and discussion

The XRD diffractograms for calculating the elastic constants of the formed binary alloys (Fig. 1), shows that both the alloys had growth orientation along the (1 0 1) direction in the tetragonal structure. From Table 1, it can be observed that the computed values are in very good agreement with the experimental values. However, the computed values of the lattice parameters as well as the unit cell volumes are generally lower than those of the experimental values. This can be attributed to the fact that DFT is a ground state theory, which means that the computed values were obtained at the ground state, while the experimental values were obtained at room temperature.

Table 1: Equilibrium lattice parameters (in Å) and unit cell volumes (in Å³) from the XRD analysis and the computational study, as well as the computed densities (in kg/m³). Also presented are the experimental and computational values of the elastic

moduli (in GPa), the Poisson's ratio (μ) and the Pugh's ratio (n), together with some values in the literature.

Alloy	Parameter	Computation	Experiment
Ti₃₂Al₆₈	a (Å)	2.831	2.822
	c (Å)	3.979	4.056
	V (Å ³)	318.9	323.0
	ρ (kg/m ³)	3500.2	3609 ⁽²⁾
Ti₄₀Al₆₀	a (Å)	2.792	2.828
	c (Å)	4.028	4.064
	V (Å ³)	314.0	325.0
	ρ (kg/m ³)	3773.2	3880 ⁽²⁾

	Computation					Experiment	% deviation	Others
Ti₃₂Al₆₈								
	E	B	G	M	N	E	E	E
TiAl	174.5	103.1	72.9	0.214	1.414	162.20 ⁽²⁾	0.3713	161.99 ⁽⁷⁾
TiAl₂	159.0	118.8	62.6	0.276	1.898			
Effective	161.6	116.1	64.4	0.266	1.803			
Ti₄₀Al₆₀								
TiAl	191.2	116.4	78.0	0.226	1.492	166.45 ⁽²⁾	1.1854	160-176 ⁽⁹⁾
TiAl₂	159.0	118.8	62.6	0.276	1.898			
Effective	164.5	118.4	65.2	0.267	1.816			

The morphology of intergranular phase strongly influences the overall mechanical properties of a polycrystalline composite [10]. In a multiphase alloy, the value of Young's modulus is determined by the specific moduli of the phases and by their volume fractions. For a two-phase alloy, the relationship is given as [11]:

$$E = V_1E_1 + (1 - V_1)E_2, \quad (2)$$

where E_1 and E_2 are the Young's moduli of the two phases (1 and 2) respectively, and V_1 is the volume fraction of phase 1.

Since the mole concentration of Al in our study was 47 – 68%, the phase diagram of Fig. 3a confirms that only the two phases (TiAl and TiAl₂) will exist. With the help of Fig. 2, we plotted the graphs of number of pixels against grey scale for both Ti₃₂Al₆₈ and Ti₄₀Al₆₀, which are shown in Fig. 3b and c, both of which confirm that the TiAl₂ is highly dominant in both the two concentrations. The approximate areas under these curves were calculated through integration using the trapezoidal rule. The TiAl₂ accounted for 83% (0.83), while the TiAl accounted for 17% (0.17).

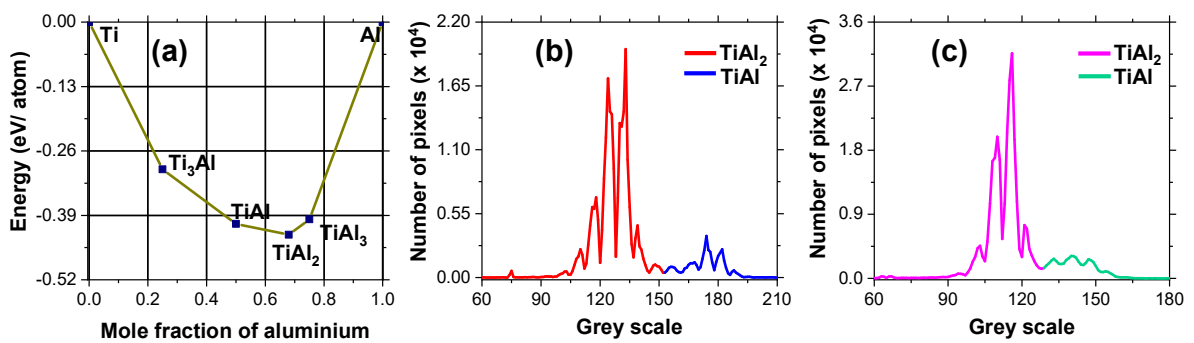


Fig. 3: (a) Computed phase diagram showing different stable phases of the Ti-Al binary alloy at different concentrations of aluminium (b) Curves enveloping the pixel histograms of SEM images. They are representative of the fraction between TiAl and

TiAl₂ for the Ti₃₂Al₆₈ alloy and (c) Volume fraction between TiAl and TiAl₂ for the Ti₄₀Al₆₀ alloy.

With the help of Eqn. 2 and the values from Fig. 3b and c, we calculated the effective values of the Young's moduli of the binary alloys at the two concentrations, which are also presented in Table 1. The values of the Young's moduli in the experimental study are very close to those of the computational study. The closeness between the experimental and computation values of the Young's moduli in this study is a verification of the experimental method that was employed in our previous study.

The values of the Poisson's ratio show that the TiAl phase of both the Ti₃₂Al₆₈ and Ti₄₀Al₆₀ are brittle, since their values are less than 0.27. However, the TiAl₂ phase is ductile, since its value is more than 0.27. The effective of the two phases gave values that are less than 0.27 for both Ti₃₂Al₆₈ and Ti₄₀Al₆₀ alloys, although they are very close to the 0.27 value. On the other hand, the calculated effective values of the Pugh's ratios indicate that both the alloys are ductile, since the values of n are more than 1.75.

4.0 Conclusion

We have successfully verified the experimental values of the elastic moduli of the two binary alloys using ab initio calculations and the general rule of mixtures. The densities of the alloys were affected by the percentage composition of Al in the alloy. The Pugh's ratio showed that both the alloys are ductile, with the Ti₄₀Al₆₀ alloy being more ductile. The calculated values of the Young's moduli were found to be in perfect agreement with those of the experimental study. The ductile nature of the Ti-Al alloys as well as their high Young's moduli give a class of materials for the aeronautics and automotive industries.

Acknowledgement

The authors would like to thank the Centre for High Performance Computing (CHPC), South Africa for providing the computational resources for performing the ab initio calculations.

Funding

This research did not receive any specific grant from funding agencies in the public, commercial, or not-for-profit sectors.

References

- [1] S-W. Kim, J.K. Hong, Y-S. Na, J-T. Yeom, S.E. Kim, Development of TiAl alloys with excellent mechanical properties and oxidation resistance, *Mater. Des.* 54 (2014) 814-819.
- [2] D. Chanbi, L.A. Amara, E. Ogam, S.E. Amara, Z.E.A. Fellah, Microstructural and mechanical properties of binary Ti-rich Fe-Ti, Al-rich Fe-Al and Ti-Al alloys, *Materials* 12 (2019) 1-16.
- [3] B.W. Levinger, Lattice parameters of beta titanium at room temperature locality: Synthetic sample at $T = 298$ K, known as the beta phase. *J. Met.* 5 (1953) 195.
- [4] A.S. Gornakova, B.B. Straumal, A.N. Nekrasov, A. Kilmametov, N.S. Afonikova, Grain boundary wetting by a second solid phase in Ti-Fe alloys, *J. Mater. Eng. Perform.* (2018) <https://doi.org/10.1007/s11665-018-3300-3>.
- [5] J.P. Perdew, A. Ruzsinszky, G.I. Csonka, O.A. Vydrov, G.E. Scuseria, et al., Restoring the density-gradient expansion for exchange in solids and surfaces, *Phys. Rev. Lett.* 100 (2006) 136406.

- [6] N. Ongwen, E. Ogam, H.O. Otunga, Ab initio study of elastic properties of orthorhombic cadmium stannate as a substrate for the manufacture of MEMS devices. *Mater. Today* (in press). <https://doi.org/10.1016/j.mtcomm.2020.101822>.
- [7] Y. Wen, L. Wang, H. Liu, L. Song, Ab initio study of the elastic and mechanical properties of B19 TiAl, *Crystals* 7 (2017) 1-11.
- [8] J. Haines, J.M. Leger, G. Bocquillon, Synthesis and design of super hard materials, *Annu. Rev. Mater. Res.*, **31** (2001), 1-23.
- [9] Y-W. Kim, Intermetallic alloys based on gamma titanium aluminide, *J. Met.* 41 (1989) 24-30.
- [10] S.V. Zherebtsov, E.A. Kudryavtsev, G.A. Salishchev, B.B. Straumal S.L. Semiatin, Microstructure evolution and mechanical behaviour of ultrafine Ti-6Al-4V during low-temperature superplastic deformation. *Acta Mater* 121 (2016) 152-163.
- [11] Y.L. Zhou, M. Niinomi, T. Akahori, Effects of Ta content on Young's modulus and tensile properties of binary Ti-Ta alloys for biomedical applications. *Mater. Sci. Eng. A* 371 (2004) 283-290.