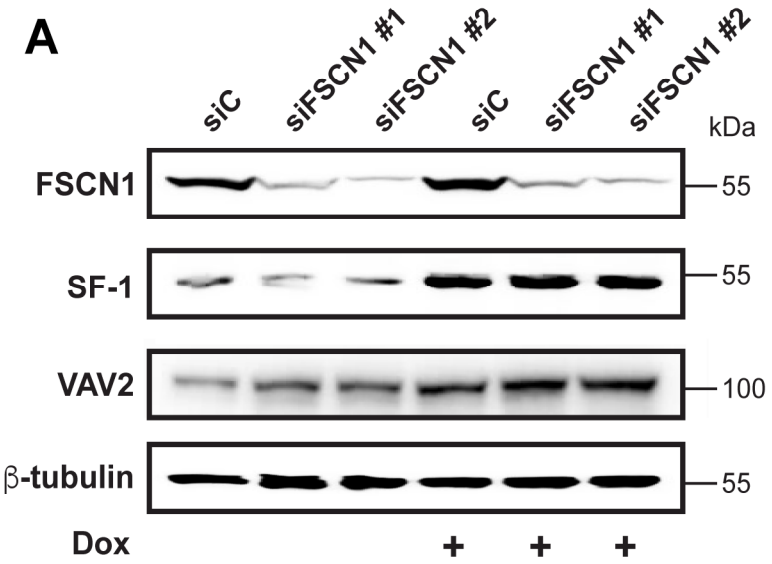
A
siC
siFSCN1 #1
siFSCN1 #2
siC
siFSCN1 #1
siFSCN1 #2
kDa
FSCN1
55
SF-1
55
VAV2
100
β-tubulin
55
Dox
+
+
+

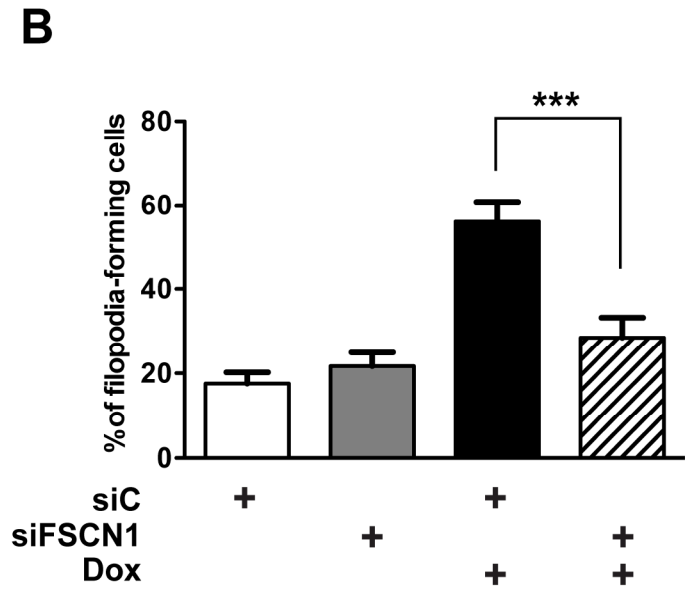
B
% of filopodia-forming cells
80
60
40
20
0
***
siC
+
+
siFSCN1
+
+
Dox
+
+

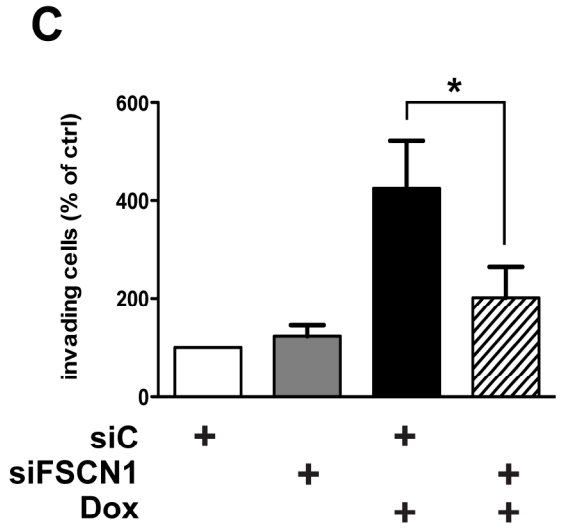
C
invading cells (% of ctrl)
600
400
200
0
*
siC
+
+
siFSCN1
+
+
Dox
+
+

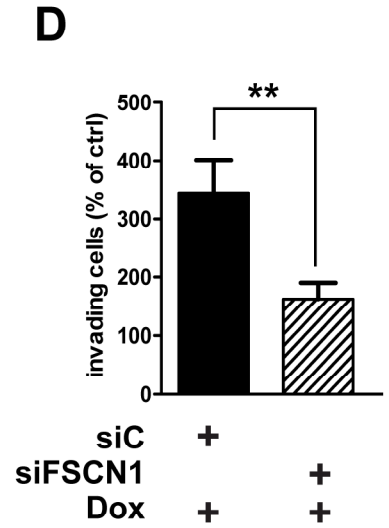
D
invading cells (% of ctrl)
500
400
300
200
100
0
**
siC
+
siFSCN1
+
Dox
+
+

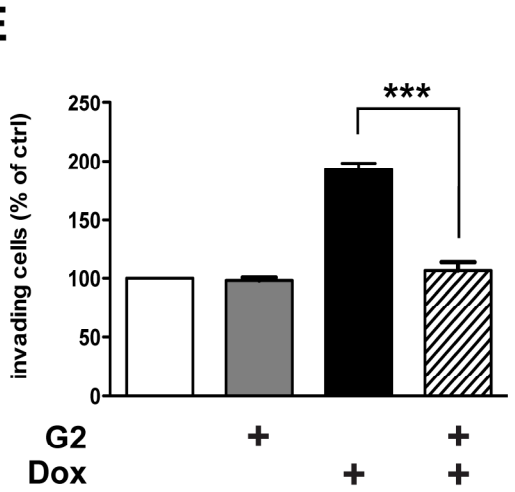
E
invading cells (% of ctrl)
250
200
150
100
50
0
***
G2
+
+
Dox
+
+

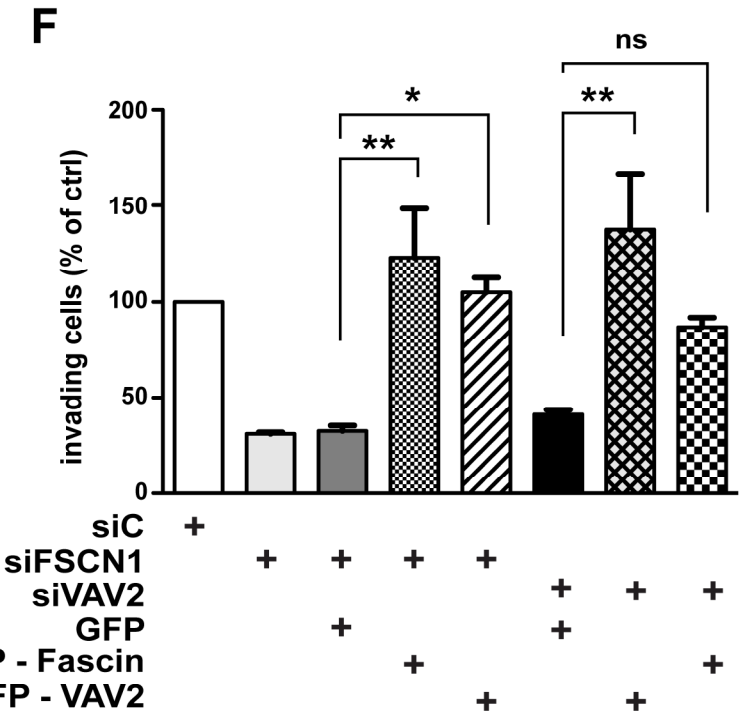
F
invading cells (% of ctrl)
200
150
100
50
0
*
**
**
ns
siC
+
siFSCN1
+
+
+
+
siVAV2
+
+
+
GFP
+
+
GFP - Fascin
+
+
GFP - VAV2
+
+