



**HAL**  
open science

# Heterocyclic Compounds in Enantioselective Photochemical Reactions

Norbert Hoffmann

► **To cite this version:**

Norbert Hoffmann. Heterocyclic Compounds in Enantioselective Photochemical Reactions. Heterocycles: Synthesis, Catalysis, Sustainability, and Characterization 2022, 2022, 978-3-527-34886-2. hal-03699268

**HAL Id: hal-03699268**

**<https://cnrs.hal.science/hal-03699268>**

Submitted on 20 Jun 2022

**HAL** is a multi-disciplinary open access archive for the deposit and dissemination of scientific research documents, whether they are published or not. The documents may come from teaching and research institutions in France or abroad, or from public or private research centers.

L'archive ouverte pluridisciplinaire **HAL**, est destinée au dépôt et à la diffusion de documents scientifiques de niveau recherche, publiés ou non, émanant des établissements d'enseignement et de recherche français ou étrangers, des laboratoires publics ou privés.

# Heterocyclic Compounds in Enantioselective Photochemical Reactions

Norbert Hoffmann

CNRS, Université de Reims Champagne-Ardenne, ICMR, Equipe de Photochimie, UFR Sciences, B.P. 1039, 51687 Reims, France, Tel: + 33 3 26 91 33 10, e-mail: [norbert.hoffmann@univ-reims.fr](mailto:norbert.hoffmann@univ-reims.fr)

## Contents

- 1.1 Introduction
- 1.2 Asymmetric catalysis with chiral templates
- 1.3 Asymmetric photo-enzyme catalysis
- 1.4 Asymmetric photochemical reactions in crystals
- 1.5 Crystalline inclusion complexes
- 1.6 Inclusion in zeolites
- 1.7 Memory of chirality
- 1.8 Conclusions and perspective
- 1.9 References

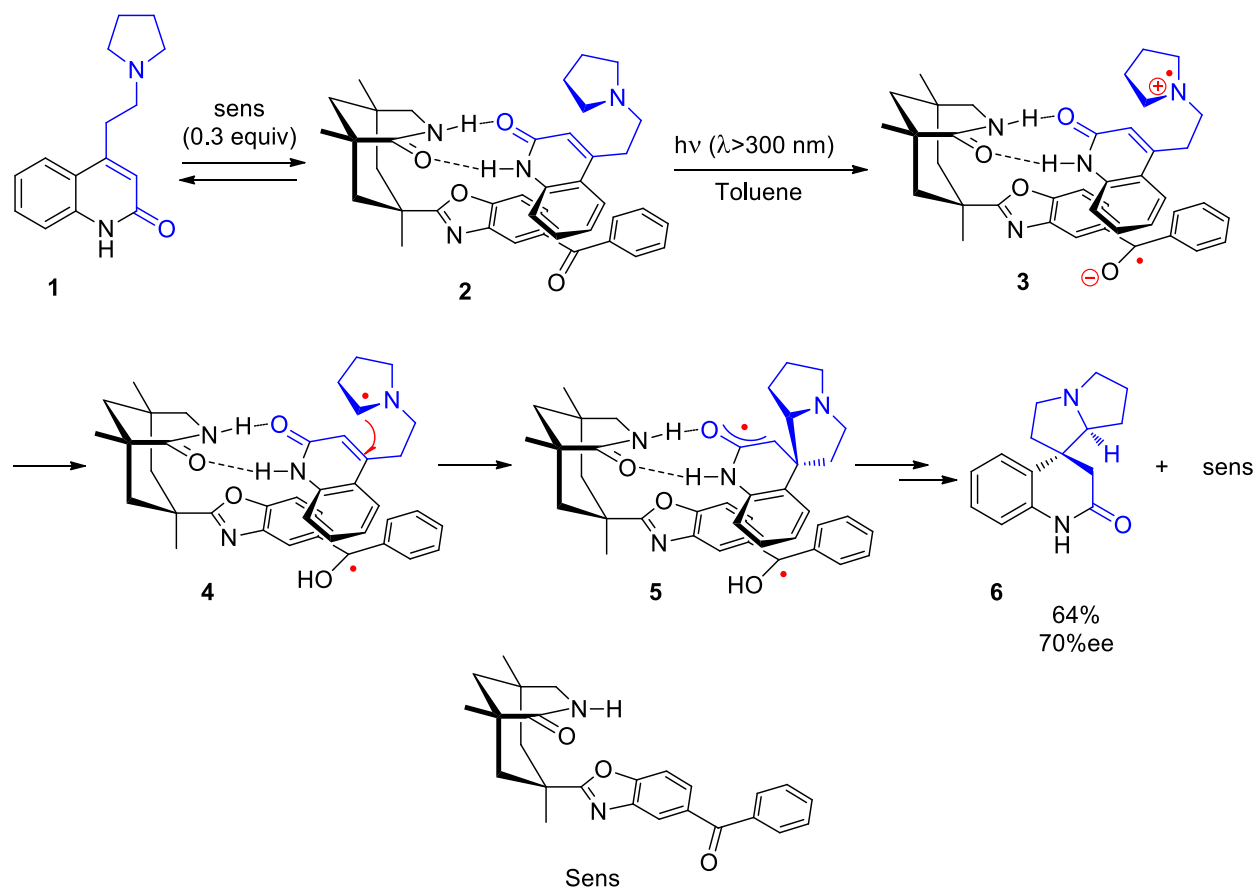
## 1.1 Introduction

The present chapter deals with different key topics. Heterocyclic compounds play a central role in many domains of chemistry such as the search of new biologically active compounds in pharmaceutical and agricultural chemistry [1]. Also, many new materials such as semiconducting compounds contain heterocyclic moieties [2]. In these domains, a large structural diversity and molecular complexity is highly needed. Here, traditional methods of organic synthesis find their limits. Photochemical reactions extend such limits. As electronic excitation completely change the chemical reactivity of compounds or whole compound families [3], products become accessible which cannot be synthesized by more conventional methods which is of high interest for application in the field of bioactive compounds [4,5]. Furthermore, the outcome of known reactions, especially catalytic reactions can be improved when they are carried out under photochemical conditions. Based on the enormous quantity of recent and past results in the field of photochemical reactions, it makes sense to subdivide chemical reactions into two classes: reactions which occurs in the electronic ground state and reactions in which electronic excitation is involved. From the economic and ecological point of view, photochemical reactions are particularly interesting, since many of them can be carried out without an additional chemical reagent. The photon is considered as a traceless reagent [6,7]. For these reasons, these reactions are now highly appreciated in chemical and pharmaceutical industry [8-10].

Stereoselectivity also plays a central role in organic synthesis. Biological activity as well as material properties strongly depend on the stereochemistry of chemical compounds. Sooner or later, almost all synthesis methods will face this problem. In the past, photochemical reactions have been considered as being inherently stereo-unselective. It was thought that the high energy uptake by light absorption induces uncontrolled relaxation processes which leads to unselective reactions with large amounts of degradation either of the substrates or the photoproducts [11]. In this regard, it must however be pointed out that stereoselective and stereospecific photochemical reactions have been known from the very beginning of this research area [12,13]. The controlled dissipation of the high electronic excitation energy in photochemical reactions is the reason for the high stereoselectivity in such reactions [11]. In particular, photochemical reactions can be conducted enantioselectively in chiral supramolecular structures [14,15]. Enantiopure compounds are obtained in different ways: they can be prepared directly from other chiral precursors such as natural products ("chiral pool") or by optical resolution using different types of chromatography or crystallization techniques. Asymmetric syntheses using chiral auxiliaries, which are removed after the stereoselective reaction, also provide enantiopure compounds. Asymmetric catalysis as well as enzymatic catalysis directly yield enantioenriched compounds. A chiral enantiopure environment in a supramolecular structure or in a crystal may be the inductor chirality in asymmetric reactions. In the present chapter, methods will be discussed leading directly to enantiopure heterocyclic compounds via photochemical reactions.

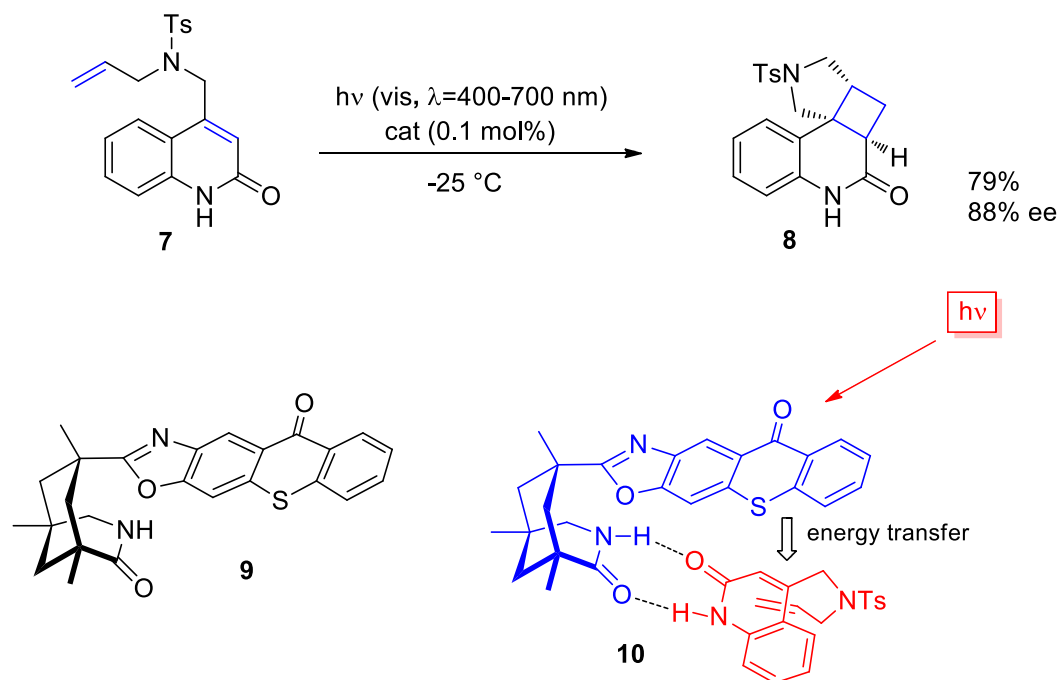
## 1.2 Asymmetric catalysis with chiral templates

Photochemical substrates may be complexed with chiral structures which induce chirality [16]. A typical example is described in Scheme 1.1 [17]. The quinolone derivative **1** carrying a pyrrolidine moiety, undergoes an intramolecular cyclization leading to the spirocyclic indolizidine compound **6**. The substrate is complexed with the enantiopure Kemp acid derivative (**2**) via hydrogen bonds between two lactam moieties. In this arrangement, the pyrrolidine approaches the reaction center mainly by one diastereotopic half space. In this complex, the shielding group acts also as an aromatic ketone sensitizer (sens). After photochemical excitation of the latter, electron transfer from the tertiary amine moiety to the ketone leads first to a radical ion pair **3** and after proton transfer to intermediate **4** [18]. The nucleophilic  $\alpha$ -aminoalkyl radical attacks with 70% of stereoselectivity the electrophilic double bond of the quinolone moiety. Thus, an electrophilic oxoallyl radical is generated affording the diradical intermediate **5**. The final product **6** results from a hydrogen transfer from the ketyl radical to the oxoallyl radical. It must be pointed out that in the present case this step is favored because it is an intramolecular process. In these radical steps, polar effects play an important role [19-21]. In the corresponding intermolecular stereoselective reactions, these effects contribute essentially to the efficiency of these processes [18]. The intermolecular addition of tertiary amines to indolone derivatives with an exocyclic electron deficient olefinic double bond has been carried out with similar Kemp acid derivatives [22]. In this case however ruthenium or iridium complexes have been used as external photoredox catalysts which were excited by visible light absorption.



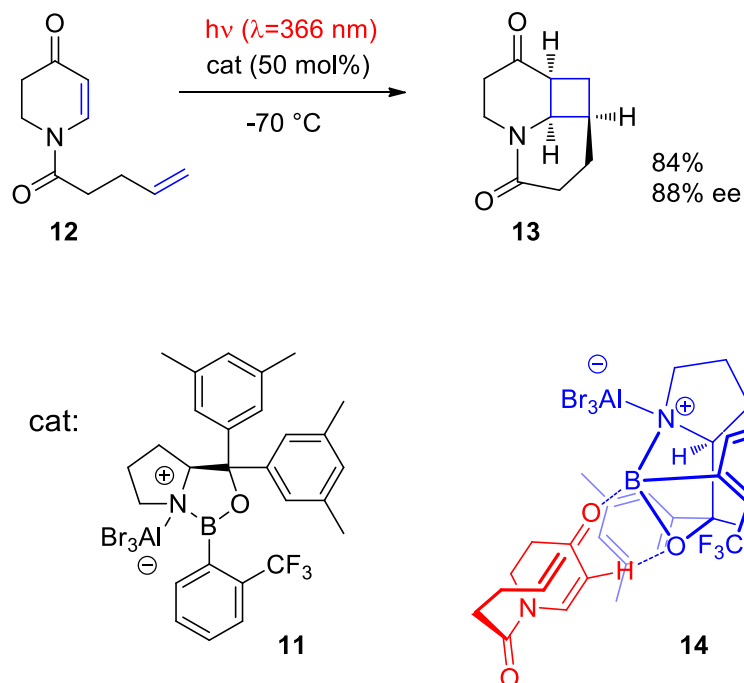
**Scheme 1.1** Enantioselective synthesis of a spirocyclic indolizidine compound induced by a photochemical electron transfer.

Using a similar chiral sensitizer, an intramolecular [2+2] photocycloaddition has been carried out with high enantioselectivity (Scheme 1.2) [23]. The quinolone derivative **7** is transformed, under visible light irradiation, into a complex polycyclic compound **8** containing a pyrrolidine moiety. It must be pointed out that the same [2+2] photocycloaddition is also induced by UV-irradiation via direct light absorption but no chiral induction takes place. It is therefore necessary to choose a sensitizer which absorbs in the visible domain of the light spectrum to ensure enantioselectivity. The thioxanthone derivative **9** absorbs in the visible light region and transfer its triplet energy to the complexed substrate (**10**). Again, this complexation occurs via hydrogen bonds between the two lactams of the substrate and the Kemp acid moiety of the sensitizer. In this structure the olefinic double bond in the side chain approaches the reactive center of the quinolone almost only by one diastereotopic half-space. Similar asymmetric reactions have been performed with 3-alkylquinolones carrying a 4-*O* alkene side chain. In this case, tetrahydrofuran moieties are formed [24].



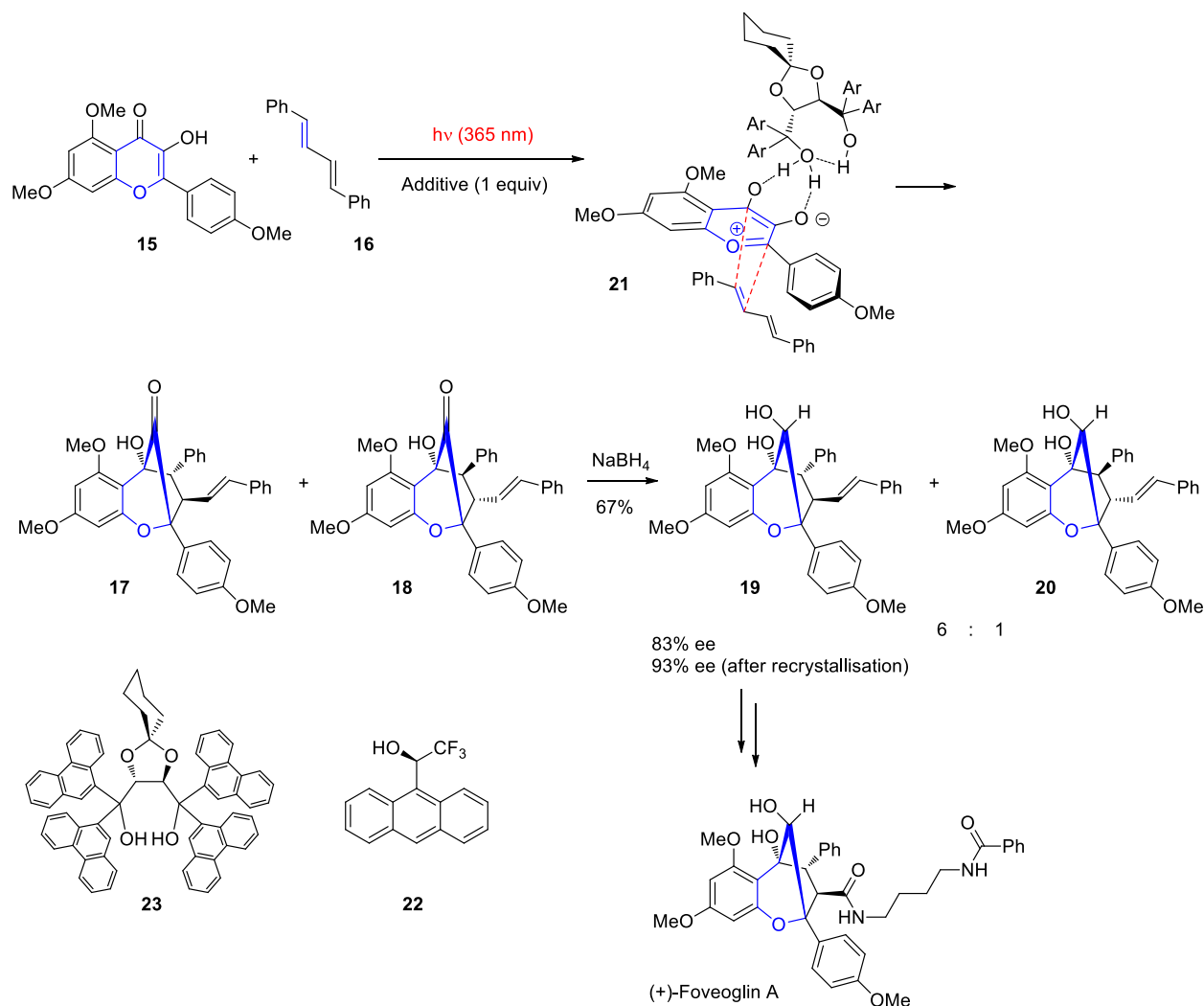
**Scheme 1.2** Construction of a pyrrolidine moiety using an enantioselective [2+2] photocycloaddition.

The substrate can also be complexed to a metal or a strong coordinating atom. In such a case, chirality is induced by a chiral ligand sphere [25]. In this context, chiral Lewis acid **11** was used to catalyze the asymmetric intramolecular [2+2] photocycloaddition of the dihydropyridinone derivative **12** (Scheme 1.3) [26]. In this reaction, a  $\delta$ -valerolactam moiety (**13**) is formed. By complexation with a Lewis acid, the absorption maximum of compound **12** is shifted from 290 nm to 350 nm. Using fluorescent lamps with an emission  $\lambda_{\text{max}} = 366$  nm, complex **14** was excited almost exclusively since the non-complexed substrate **12** does not absorb light in this spectral range. Thus, the formation of racemic product as background reaction is suppressed. In the complex **14**, the approach of the olefin to the reaction center again occurs by one diastereotopic half-space.



**Scheme 1.3** Enantioselective Lewis acid catalysis of an intramolecular [2+2] photocycloaddition reaction.

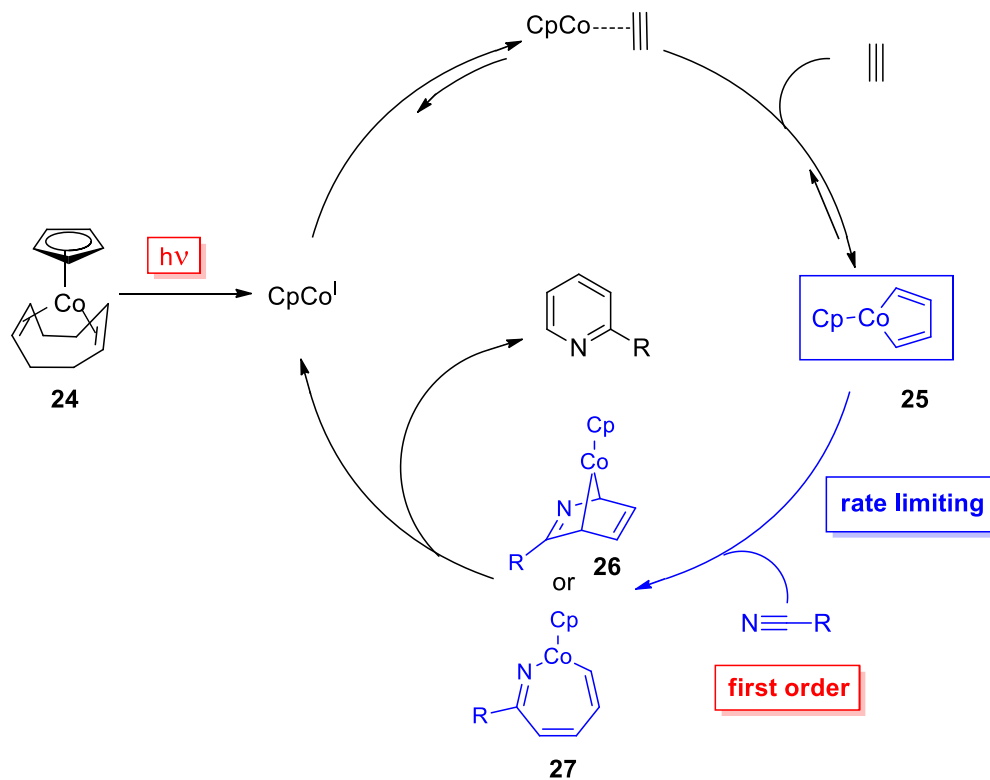
TADDOLs ( $\alpha,\alpha,\alpha',\alpha'$ -tetraaryl-2,2-disubstituted 1,3-dioxolane-4,5-dimethanol, *e.g.* **23**) are capable of complexing numerous substrates via hydrogen bonds [27]. When a photochemical substrate is complexed with such compounds, chirality can be induced. Under these conditions, when the flavone derivative **15** was irradiated with the diphenyl butadiene **16**, a [2+3] cycloaddition took place leading to compounds **17** and **18** (Scheme 1.4) [28]. After reduction with  $\text{NaBH}_4$ , compounds **19** and **20** were isolated in good yields. Furthermore, the major diastereoisomer **19** was obtained in high enantioselectivity and recrystallization led to almost enantiopure samples. The high enantioselectivity of the photochemical reaction was explained by the structure of complex **21** which strongly favors the attack of the olefin by only one diastereotopic half-space. Interestingly, when the sterically much less encumbered chiral alcohol **22** was added instead of the TADDOL compound **23**, an efficient chiral induction was still observed. The high enantioselectivity observed with hydrogen bond complexes can also be explained by the fact that excited state intramolecular proton transfer (ESIPT) plays a key role in the reaction mechanism [29]. In fact, it was shown that the cycloaddition occurred at the triplet state of **15** and that most probably single electron transfer is involved. Compound **19** was transformed into (+)-foveoglin A which is the enantiomer of a natural product. This compound family plays an important role in medicinal chemistry as they possess anticancer and antiviral activities.



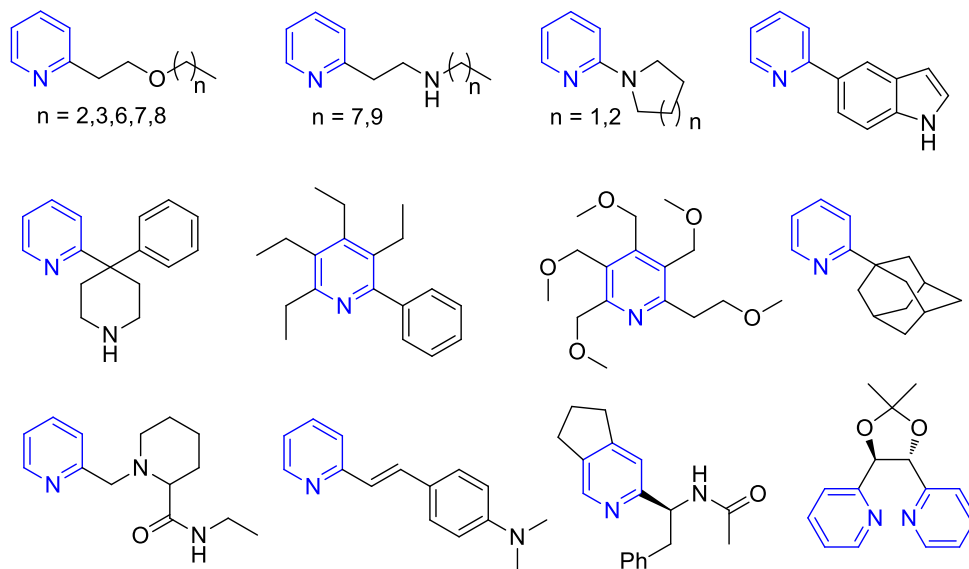
**Scheme 1.4** Asymmetric synthesis of (-)-forveoglin A using ESIPT promoted [2+3] cycloaddition with a flavone derivative.

The cyclization reaction of two alkyne and one nitrile function is a convenient method for the preparation of pyridine compounds [30]. It can be carried out under particular mild conditions when simple and inexpensive cobalt catalysts such as **24** are used (Scheme 1.5) [31]. Under irradiation with visible light, the formation of the cobaltacyclopentadiene intermediate **25** is accelerated and the addition of the nitrile leading to the intermediate **26** or **27** becomes the rate determining step. The consumption of the nitrile substrate becomes first order reaction step. Under these particularly mild conditions, a variety of pyridine derivatives have been synthesized possessing fragile substituents (Figure 1.1) [32]. Asymmetric catalysis was also successfully performed. The cyclopentadienyl ligand in the cobalt catalyst was replaced by chiral analogues, best results being obtained with catalyst **28** (Scheme 1.6) [33]. With this reaction axial chirality can be efficiently induced as shown by the transformation of compound **29** into naphthyl pyridine **30**. Similar reactions have been carried out starting from 2-alkoxy-1-naphthonitriles **31** using different chiral cobalt complexes as catalysts. Either dienes were used leading to tetracyclic compounds **32** or two

equivalents of a monoalkyne were employed yielding the corresponding tricyclic products **33**. In this part of the study, the chiral catalysts **ent-28**, **34**, **35**, **36** and **37** have also been tested. The study of this type of chirality, atropisomerism, has recently gained particular attention in photochemistry [34].

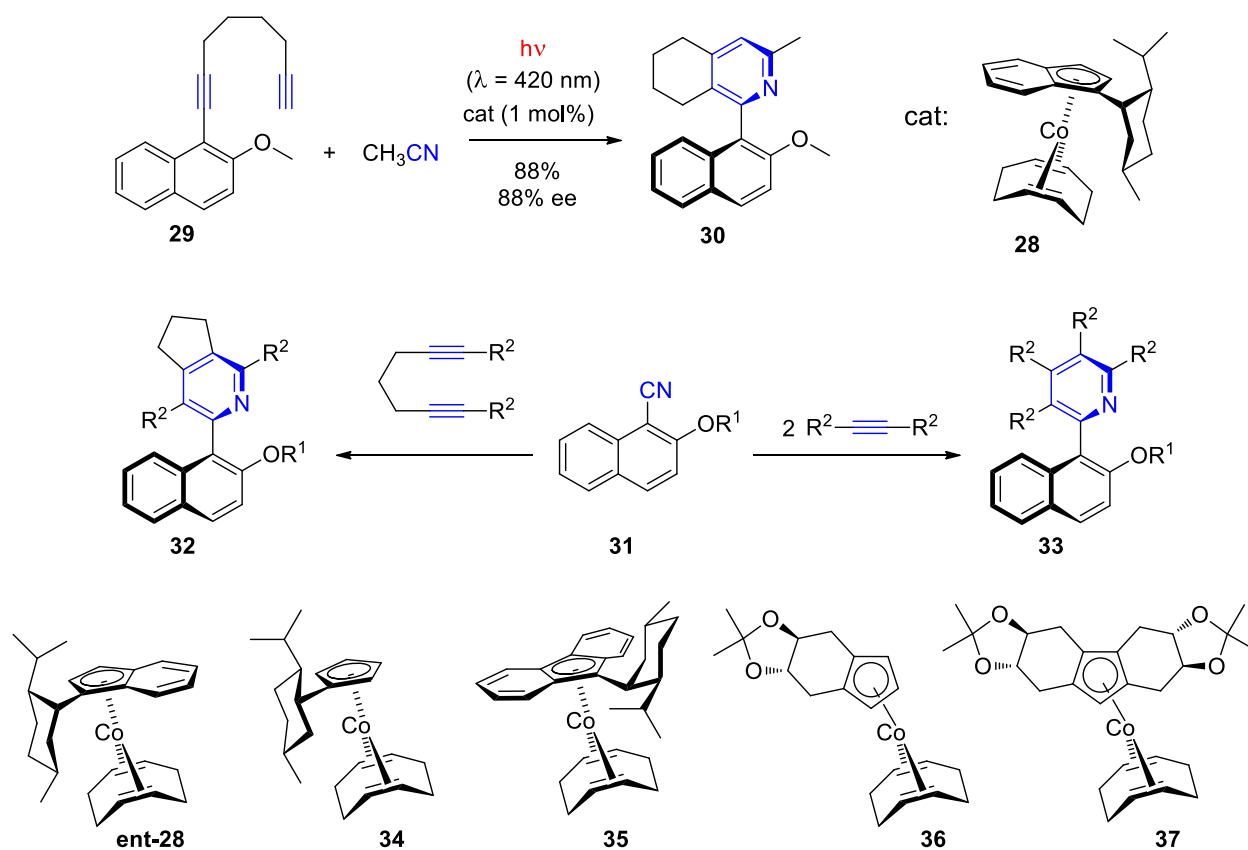


**Scheme 1.5** Visible light supported cobalt catalyzed [2+2+2] cycloaddition applied to the synthesis of pyridines.



**Figure 1.1** Pyridines that have been synthesized under mild conditions using photochemically promoted cobalt catalyzed [2+2+2] cycloaddition.



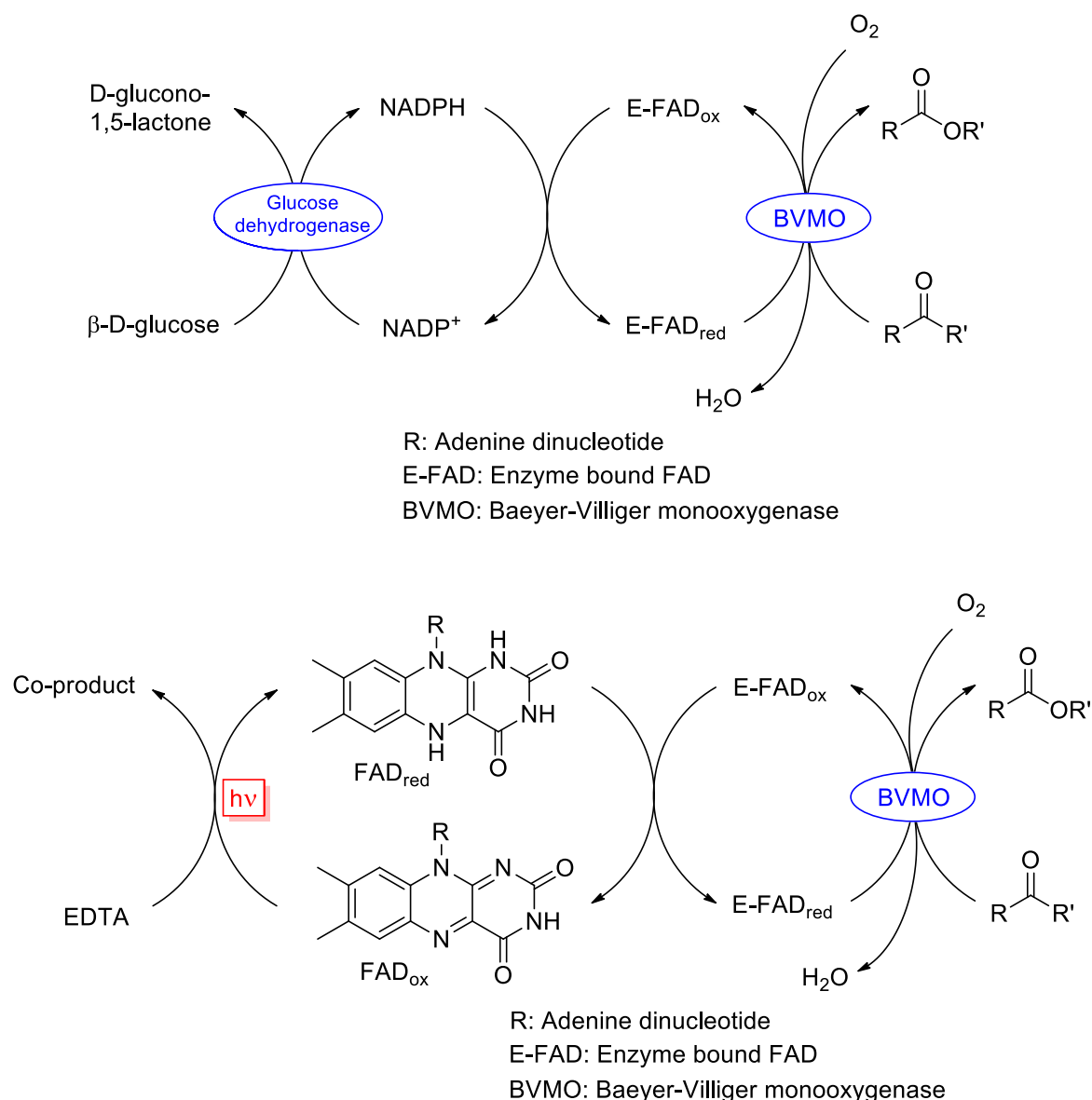


**Scheme 1.6** Visible light supported asymmetric [2+2+2] cycloaddition using chiral cobalt catalysts.

### 1.3 Asymmetric photo-enzyme catalysis

Enzyme catalysis is a general method to produce enantiomerically enriched or pure compounds. Many such transformations need multi enzyme systems which complicates the application to organic synthesis. In some cases, however, the replacement of one or more enzyme activities by a chemical transformation facilitates the transformations. As they tolerate a large variety of reaction conditions, photochemical reactions were efficiently applied in this context [35].

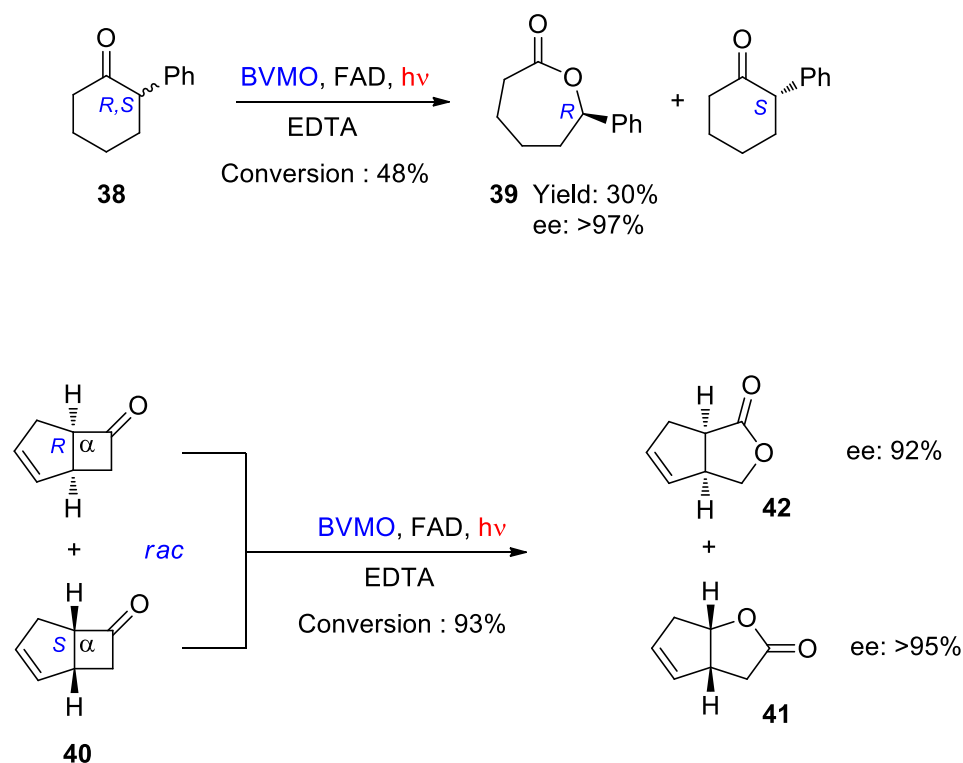
The Bayer-Villiger monooxygenase (BVMO) asymmetrically catalyzes the transformation of ketones into esters or lactones in the case of cyclic ketones (Scheme 1.7) [36]. This enzyme contains a flavin adenine dinucleotide (E-FAD<sub>red</sub>) unit which reduces molecular oxygen into hydrogen peroxide capable of oxidizing the ketone substrate. The oxidized Flavin species (E-FAD<sub>ox</sub>) is reduced by NADPH. The resulting NADP<sup>+</sup> is reduced via a glucose dehydrogenase catalyzed reaction. This second enzyme activity can be replaced by adding flavin (FAD) to the reaction mixture. The reduced form of the non-bound FAD<sub>red</sub> is capable of reducing the enzyme bound E-FAD<sub>ox</sub>. At the excited state FAD<sub>ox</sub> (generated by irradiation with visible light) is easily reduced via electron transfer from a sacrificial electron donor such as EDTA.



**Scheme 1.7** Replacement of the glucose dehydrogenase by a simple photoredox catalytic system based on non-bound FAD.

Under these conditions the asymmetric Baeyer-Villiger reaction was carried out with the racemic 2-phenylcyclohexanon **38** (Scheme 1.8) [37]. Only the *R*-enantiomer was oxidized and the phenylcaprolactone **39** was obtained in high enantioselectivity. The racemic cyclobutanone derivative **40**, has been transformed under the same conditions. Interestingly both enantiomers were oxidized but different outcomes were observed. The  $\alpha$ -*S*-enantiomer yields the bicyclic butyrolactone **41** whereas the  $\alpha$ -*R*-enantiomer is transformed into regioisomer **42**. Both compounds are formed in high enantioselectivity. Compound **41** is the expected regioisomer of a Baeyer-Villiger reaction. Depending on the stereochemistry of the starting ketone, the enzyme activity is therefore capable of directing the regioselectivity of the reaction [38]. It should be pointed out that

under such reaction conditions, hydrogen peroxide is generated in low stationary concentration which reduces the enzyme degradation [39].

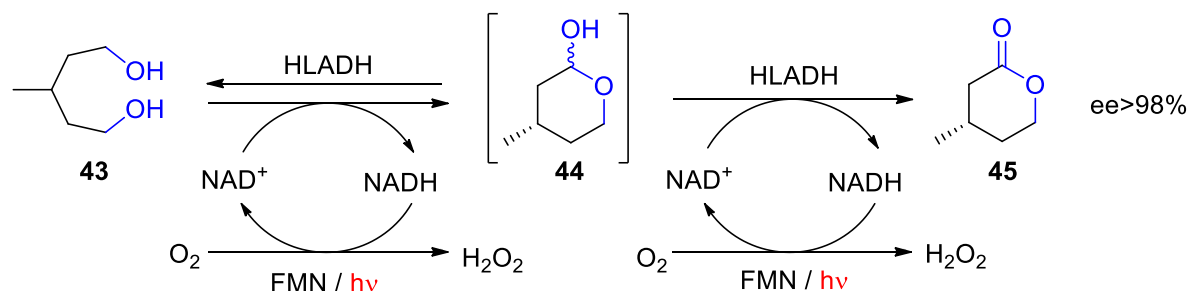


**Scheme 1.8** Enzyme catalyzed enantioselective Baeyer-Villiger reaction applied to the synthesis of lactones.

Combined photo and enzyme catalysis was also carried out with alcohol dehydrogenases (ADH) [40]. These enzymes use NAD(P)H/NAD(P)<sup>+</sup> as cofactor [41]. In order to optimize the enzyme activity, this cofactor system must be regenerated [42]. One of the hydroxyl functionalities of the achiral diol **43** is dehydrogenated to an aldehyde by horse liver alcohol dehydrogenase (HLADH) with molecular oxygen (Scheme 1.9) [43]. Cyclization leads to the lactol **44**, a reversible step. In a second dehydrogenation also catalyzed by HLADH, the lactol is oxidized to the 4-methyl- $\delta$ -valerolactone **45**, obtained with complete enantioselectivity. In these steps, hydrogen is transferred to NAD<sup>+</sup> and NADH is formed. NAD<sup>+</sup> is regenerated by hydrogen transfer to oxygen leading to hydrogen peroxide. This step is photocatalyzed by Flavin mononucleotide (FMN). The irradiation was carried out with blue LED ( $\lambda_{\text{max}} = 465 \text{ nm}$ ). Under similar reaction conditions and using a flavin-dependent "ene"-reductase, a variety of lactams have been obtained in high enantioselectivity [44].

The combination of enzymatic reactions with photochemical, in particular photoredox processes offers numerous perspectives for organic synthesis [45]. This combination is a particularly efficient approach in connection with sustainable or green chemistry. As these processes are the basis of photosynthesis in green plants, they have been suggested of potential relevance for a sustainable

chemical industry by G. Ciamician more than 100 years ago [46]. It was the beginning of green chemistry [47] although it has been almost forgotten over the decades.



**Scheme 1.9** Enantiospecific oxidation of the achiral diol **43** to 4-methyl- $\delta$ -valerolactone **45** using a photobiocatalytic process.

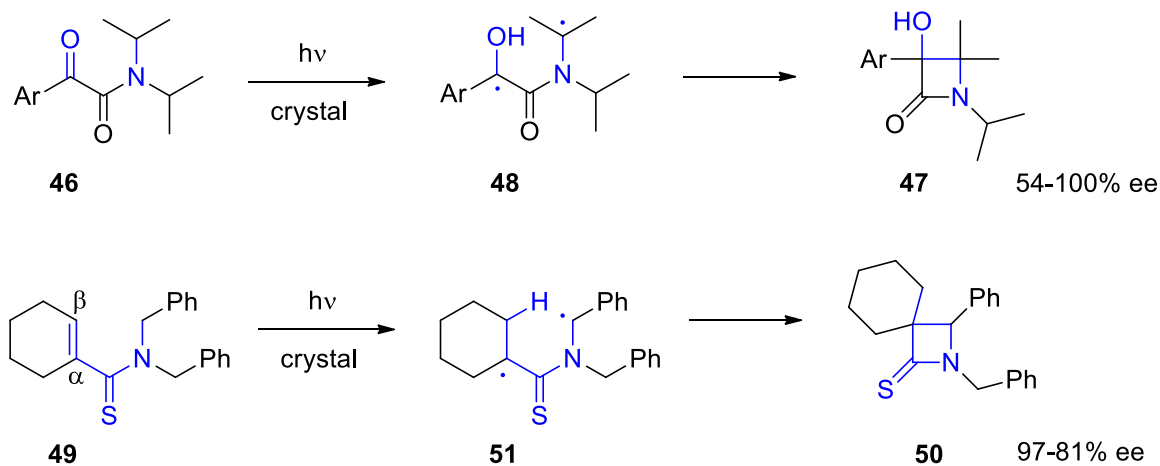
## 1.4 Asymmetric photochemical reactions in crystals

Asymmetric synthesis is often based on selection of conformations. An efficient method to do this is to carry out reactions at the crystalline state. Molecular symmetry and crystallography are strongly linked [48]. Particularly impressive photochemical reactions have been reported with achiral substrates which crystallize in Sohncke space groups [49,50]. When achiral compounds crystallize in these space groups, most frequently, one enantiopure conformer is present in such homochiral crystals [51,52].

When  $\alpha$ -ketoamides **46** are irradiated at the solid state, the hydroxy- $\beta$ -lactams **47** are obtained in high enantioselectivity (Scheme 1.10) [53]. After light absorption, a hydrogen atom is transferred from an isopropyl group to the  $\alpha$ -keto function leading to the diradical **48**. Radical cyclization yields the final product **47**. All these reaction steps occur under conformational control exerted by the crystal environment. In most cases, enantiomeric excesses (ee) were higher than 90%. In the case of Ar = Ph, the substrate crystallized in the chiral space group P2<sub>1</sub>2<sub>1</sub>2<sub>1</sub> [54]. Irradiation of the homochiral crystals yields product **47** (Ar = Ph) in 93% ee which crystallized in the same space group P2<sub>1</sub>2<sub>1</sub>2<sub>1</sub>. Both enantiomers have been selectively prepared choosing the corresponding homochiral crystals of the substrate. Under similar conditions the achiral  $\alpha,\beta$ -unsaturated thioamide **49** was transformed into the thio- $\beta$ -lactam **50** [55]. After photochemical excitation, an hydrogen was transferred from one of the benzyl positions into the  $\beta$ -position of the cyclohexene moiety (**51**). Radical combination yields the final product **50**. The starting product crystallized in the P2<sub>1</sub> space group and when homochiral crystals were irradiated one enantiomer of **50** was obtained in high enantiomeric excess. It is noteworthy that, when compound **49** was irradiated in solution, the same product **50** was isolated but as a racemic mixture along with side products [56]. Various other examples of this approach to chiral compounds have been reported [57].

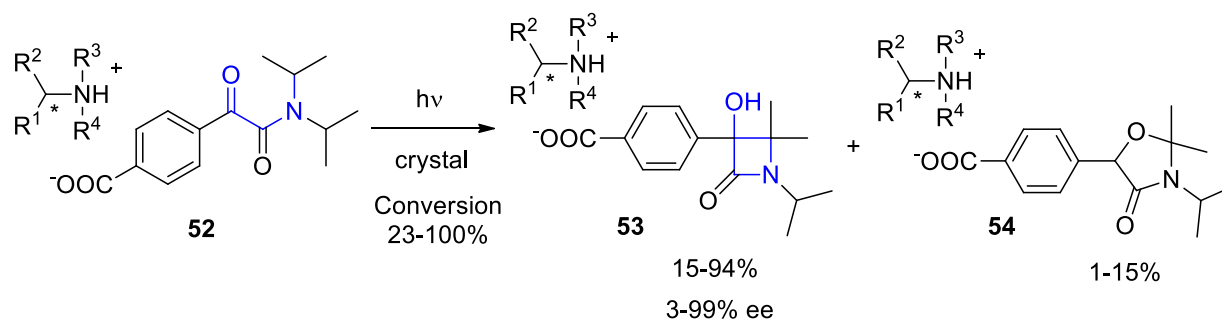
This method for the production of only one enantiomer without external chiral induction is part of absolute asymmetric synthesis. Using particular crystallization methods, e.g. seeding crystallization with the desired homochiral crystal, the achiral starting compound can be selectively

transformed into only one of the homochiral crystals [58]. It should further be pointed out that such solid-state photochemical reactions can also be carried out on larger scale when suspensions are irradiated [59].



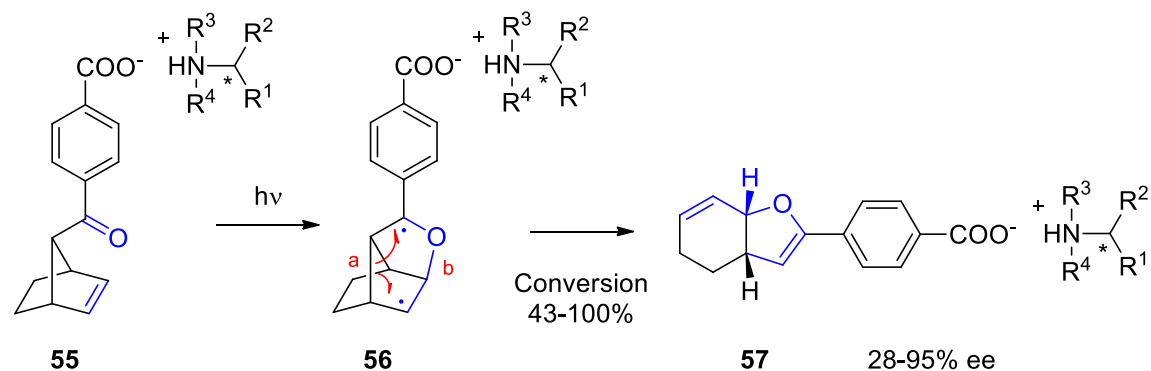
**Scheme 1.10** Synthesis of  $\beta$ -lactams using absolute asymmetric synthesis with homochiral crystals of the achiral substrates. Each enantiomer has been selectively produced from the corresponding homochiral crystal of the substrate.

A certain control of the crystal symmetry can be affected by attaching a homochiral element to the substrate. In this case, the number of possible space groups is reduced to 65 (Soencke groups). A defined chiral environment is thus created around the photochemical substrate [48-51]. In order to obtain enantiomerically pure or enriched photochemical products, the chiral element should not be covalently bonded to the photochemical substrate [60]. In this context, ammonium salts of chiral amines and  $\alpha$ -ketoamide **52** carrying a carboxylate function have been prepared and the crystalline phase was irradiated (Scheme 1.11) [61]. In most cases, the resulting hydroxyl  $\beta$ -lactams **53** have been obtained in high yield and enantioselectivity. The oxooxazolin derivatives **54** were formed in minor amounts. Both enantiomers of compounds of carboxylates **53** or **54** have been obtained as major stereoisomers depending the configuration of the chiral ammonium cation. The absolute configuration of the carboxylates has not been determined in this study.



**Scheme 1.11** Synthesis of  $\beta$ -lactams by irradiation of crystalline chiral ammonium salts.

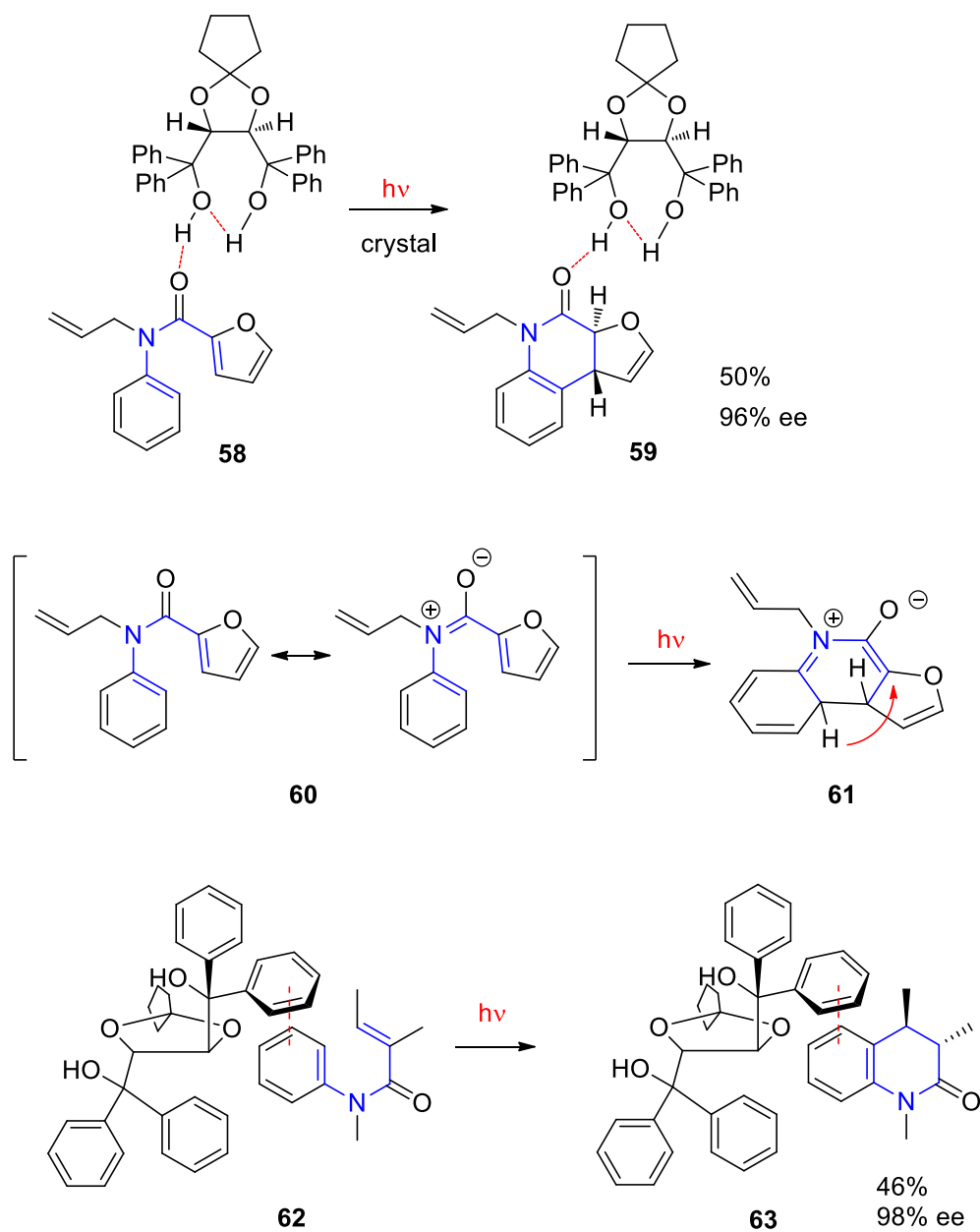
A similar norbornene **55** derivative has been transformed under the same conditions (Scheme 1.12) [62]. Upon irradiation, the carbonyl is added to the alkene function leading to the triplet 1,4-diradical intermediate **56** which is a typical intermediate of the Paternò-Büchi reaction [63]. Such intermediates may undergo C-C bond formation leading to oxetanes. Bond cleavage of the newly formed C-O bond (b) can also take place regenerating the starting compound. This reaction step plays a key role in the stereoselective Paternò-Büchi reaction in solution [11,64]. However, in the present case, a C-C bond (a) of the norbornene moiety is cleaved yielding the final product **57**, a bicyclic dihydrofuran derivative. In most cases, high stereoselectivity was observed. The reaction is a photo-Claisen rearrangement [65] with intersystem crossing taking place.



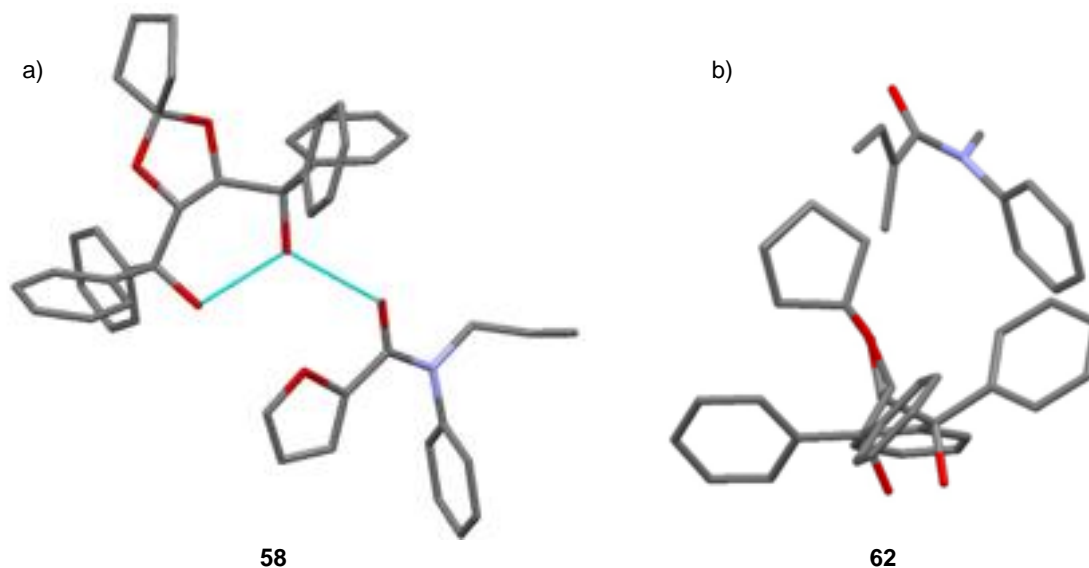
**Scheme 1.12** Asymmetric photo-Claisen rearrangement by irradiation of crystalline chiral ammonium salts.

## 1.5 Crystalline inclusion complexes

As pointed out above, TADDOLs ( $\alpha,\alpha,\alpha',\alpha'$ -tetraaryl-2,2-disubstituted 1,3-dioxolane-4,5-dimethanol) are auxiliaries which efficiently induces chirality without being covalently bonded to the reacting molecule [27]. Using co-crystallization of these compounds with substrates of photochemical reactions is an interesting strategy for asymmetric synthesis [66,67]. Crystals of TADDOLs are host structures with cavities which can be filled by guest molecules. When co-crystallized with a TADDOL derivative in a 1:1 ratio, the furoic acid amide **58** undergoes enantioselectively photocycloaddition yielding the quinolinone compound **59** (Scheme 1.13) [68]. Due to its polar mesomeric structure **60**, the amide constitutes a  $6\pi$  system with benzene and furan moieties. Therefore, it undergoes conrotatory photocyclization leading to **61**. The final product **59** is formed via a tautomerization step. The same reaction was carried out with the acrylanilide derivative **62** (Scheme 1.13). Co-crystals of a 1:1 ratio with the same TADDOL have been irradiated. Again, the quinolinone compound (**63**) was obtained in high enantiomeric excess. Guest molecules can interact principally in two different ways with the TADDOL host matrix. They can approach the host molecules with their polar face which may lead to the formation of hydrogen bonds. This was observed for the furoic acid amide **58** (Figure 1.2a). Guest molecules may also interact with the aryl substituents of the TADDOLs. In such cases, van der Waals,  $\pi$ - $\pi$ -stacking or edge-to-face interactions [69] can be observed. This may be the case in the reaction of compound **62** (Figure 1.2b).

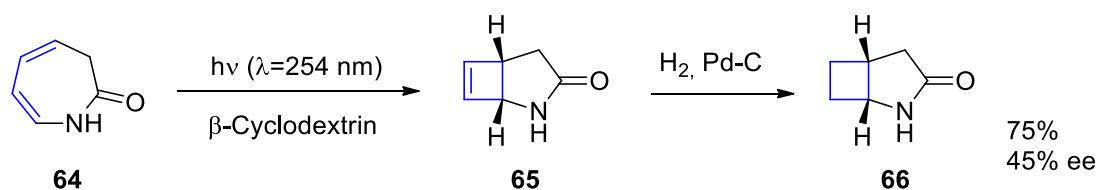


**Scheme 1.13** Photocyclization in TADDOL co-crystals yielding quinolones in high enantioselectivity.



**Figure 1.2** X-ray structures of compound **58** (a) and **62** (b) in 1:1 cocrystals with a TADDOL (compare Scheme 1.13).

Numerous photochemical reactions have been performed using cyclodextrins inclusion complexes [15,70]. In water solution, cyclodextrins form such complexes with a variety of organic molecules. However, in many cases when  $\beta$ -cyclodextrin is used, the inclusion complexes are less soluble and the corresponding suspensions, powders or films are irradiated. In this context, a suspension of the 1:1 complex of  $\beta$ -cyclodextrin and the azepinone **64** has been irradiated with UV light (Scheme 1.14) [71]. The photochemical product **65** was hydrogenated and the corresponding bicyclic  $\gamma$ -butyrolactam **66** was isolated in good yields and moderate enantioselectivity. Similar results have been obtained when films of the inclusion complex were irradiated. When the photochemical reaction of **64** in the presence of  $\beta$ -cyclodextrin was carried out in solution, followed by hydrogenation, **66** was isolated as a racemic mixture. Obviously, under these conditions, no inclusion of **66** takes place.



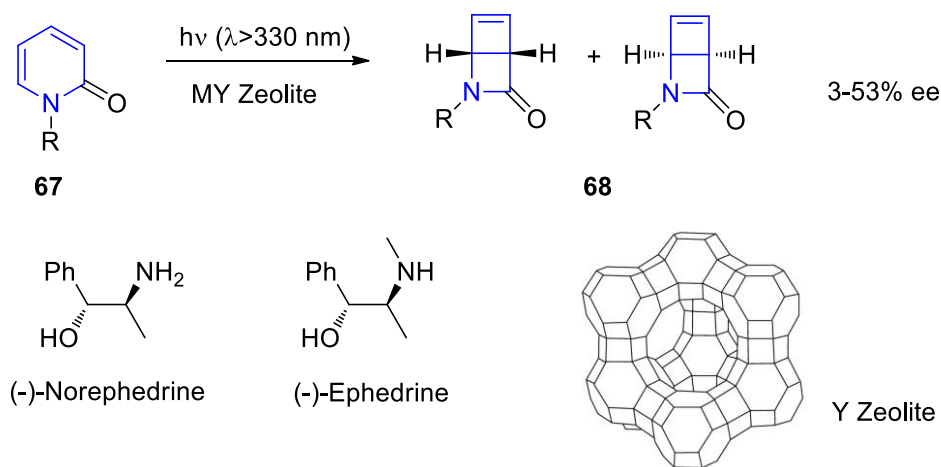
**Scheme 1.14** Photocyclization of the dihydroazepinone **64** as part of an inclusion complex with  $\beta$ -cyclodextrin.

## 1.6 Inclusion in zeolites

Zeolites are inorganic crystalline porous materials which absorb small or medium sized molecules depending on the cavity size [72]. They are frequently used as catalysts. Concerning photochemical



reactions, they have been used as a host structure for organic molecules [73,74]. The photocyclization of pyridones **67** to the bicyclic  $\beta$ -lactams **68** has been performed in super cages of MY zeolites, where M are different alkali metal ions (Scheme 1.15) [75]. In order to create a chiral environment, inclusion into the super cages of MY zeolite of (-)-norephedrine or (-)-ephedrine together with the substrate **67** was carried. In order to assure a maximum of interaction with the chiral inductor, the aminoalcohols were used in a 10-fold excess. In cases of larger substituents R, the bicyclic  $\beta$ -lactams **68** has been obtained with enantiomeric excesses up to 53%. The confinement of the non-covalently bond chiral inductor with the pyridone substrates reduces the number of conformers. The proximity of the chiral inductor directs this selection in an enantioselective way. It must be pointed out that with the same reactions when carried out in solution, almost no chiral induction was observed. The reaction was also performed with pyridone substrates in which chiral amine derivatives were covalently bond. In such cases, significant diastereoselectivity was observed when compounds were absorbed by Y zeolites.

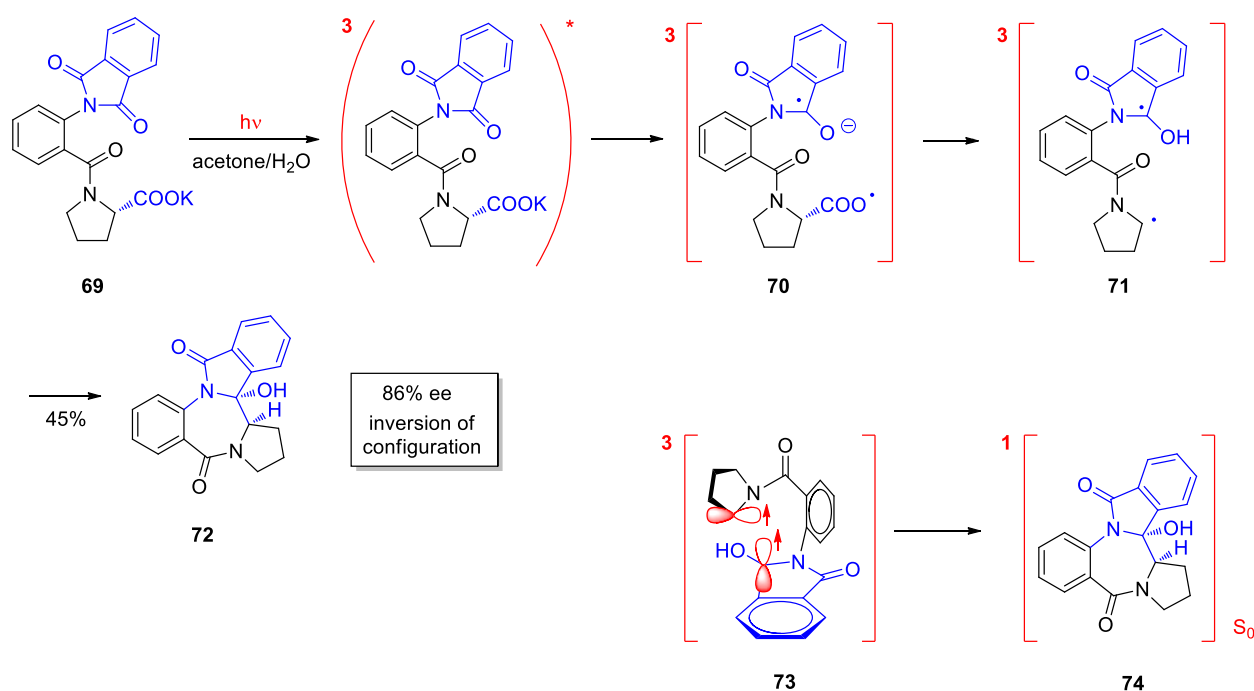


**Scheme 1.15** Photochemical transformation of pyridones **67** to bicyclic  $\beta$ -lactams **68** co-absorbed with chiral aminoalcohols in Y zeolites.

## 1.7 Memory of chirality

In many stereoselective reactions, the chiral information is transferred from a chiral center, for example a chiral carbon atom, to the reaction center [76]. The resulting products are formed with diastereoselectivity. In some cases, however, such a chiral center is destroyed and the chiral information is conserved (memory of chirality) in more or less stable conformers or other non-covalent interactions. In this way, such reactions become stereo- or enantioselective. Such phenomena are part of chiral memory effects [77,78]. In this context, the proline derivative **69** has been irradiated in an acetone/water mixture (Scheme 1.16) [79]. Under these conditions, sensitization occurs via triplet energy transfer from photochemical excited acetone to **69**. Intramolecular electron transfer occurs from the carboxylate functionality to the phthalimide moiety (**70**). Immediate decarboxylation takes place and an  $\alpha$ -aminoalkyl radical (**71**) is generated. In this reaction step, the chiral information at the former proline moiety is lost. Radical cyclization leads to the final product **72** with high enantioselectivity. It must be pointed out that the chiral

information was conserved in relatively rigid conformations and transferred with inversion of configuration. This effect is explained by the fact that the spin multiplicity changes in this step. The triplet diradical **73** is transformed into the final product in its singlet state **74**. Radical combination and intersystem crossing concomitantly occur when the radical carrying p orbitals in the diradical are orthogonally oriented as depicted in structure **73** [80]. Such an arrangement increases spin-orbit coupling. As shown for the present and other examples, such an interaction has a significant impact on the stereoselectivity of these reactions [81]. In a similar electrochemical reaction, which takes place at the singlet ground state, almost the same enantioselectivity was observed but with retention of configuration at the pyrrolidine moiety [78,82]. Memory of chirality effects have been observed in a variety photochemical reactions involving radical intermediates [83].



**Scheme 1.16** Observation of a memory of chirality effect in a decarboxylative photocyclization.

## 1.8 Conclusion and perspectives

Enantioselective synthesis of heterocyclic compounds plays an important role in many domains such as the search of new biological active compounds medicine or agriculture, or for the preparation of new materials. Photochemical reactions significantly contribute to this research field. Currently, template supported or organometallic catalysis are intensively investigated with considerable impact in photoredox catalysis and photosensitization [84,85]. Enzyme catalysis represent an efficient method for the preparation of enantiopure compounds, among them many heterocyclic compounds. Photochemical reactions can simplify the catalytic systems. In many cases, the use of coenzymes has been replaced by simple photochemical processes. Solid state

photochemistry is an efficient method to control the equilibrium of conformers in an enantioselective way. Consequently, many of such reactions are carried out with high or complete enantioselectivity. This research domain provides interesting perspectives for material science. Photochemistry of heterocyclic compounds also contributes to basic understanding of chemical reactivity. Memory of chirality is observed in some of these reactions. For example, the influence of spin-orbit coupling, the conformational rigidity on enantioselectivity has been discussed in this context. It should also be pointed out that supramolecular structures [14] or supramolecular catalysis[86] play a key role in most of these reactions. Among the reaction discussed in this chapter, asymmetric photoredox catalytic reactions and photochemically modified enzymatic reactions are certainly the most attractive methods for application to organic synthesis. In the context of sustainable chemistry, photochemical reaction with crystalline substrate are particularly interesting since no solvent is needed [66,87].

## 1.9 References

1. Dinges J, Lamberth C, editors. Bioactive Heterocyclic Compound Classes – Pharmaceuticals. Weinheim: Wiley-VCH; 2012. C. Lamberth, J. Dinges, editors. Bioactive Heterocyclic Compound Classes – Agrochemicals. Weinheim: Wiley-VCH; 2012. Krämer W, Schirmer U, Jeschke P, Witschel M, editors. Modern Crop Protection Compounds, 2nd Edition, Vol. 1-3, Weinheim: Wiley-VCH; 2012.
2. Ostroverkhova O, editor. Handbook of Organic Materials for Electronic and Photonic Devices (2nd Edition). Elsevier, Duxford, 2019.
3. Klán P, Wirz J. Photochemistry of Organic Compounds. Chichester: Wiley; 2009. Buzzetti L, Crisenza G E M, Melchiorre P. Mechanistic Studies in Photocatalysis. *Angew. Chem. Int. Ed.* 2019; 58: 3730-3747. doi 10.1002/anie.201809984.
4. Lefebvre C, Fortier L, Hoffmann N. Photochemical Rearrangements in Heterocyclic Chemistry. *Eur. J. Org. Chem.* 2020; 2020: 1393-1404. doi: 10.1002/ejoc.201901190
5. Hoffmann N. Photochemical reactions as key steps in organic synthesis. *Chem. Rev.* 2008; 108: 1052-1103. doi: 10.1021/cr0680336. Bach T, Hehn JP. Photochemical reactions as key steps in Natural Product Synthesis. *Angew. Chem. Int. Ed.* 2011; 50: 1000-1052. doi 10.1002/anie.201002845. Kärkäs MD, Porco JA, Stephenson CRJ. Photochemical Approaches to Complex Chemotypes: Application in Natural Product Synthesis. *Chem. Rev.* 2016; 116: 9683-9747. doi: 10.1021/acs.chemrev.5b00760.
6. Turro NJ, Schuster G. Photochemical Reactions as a Tool in Organic Synthesis. *Science* 1975; 187: 303-312. doi: 10.1126/science.187.4174.303.
7. Hoffmann N. Photochemical reactions of aromatic compounds and the concept of the photon as a traceless reagent. *Photochem. Photobiol. Sci.* 2012; 11: 1613-1641. doi: 10.1039/C2PP25074H. Oelgemöller M, Jung C, Mattay J. Green photochemistry: Production of fine chemicals with sunlight. *Pure Appl. Chem.* 2007; 79: 1939-1947. doi: 10.1351/pac200779111939.
8. Li P, Terrett JA, Zbieg JR. Visible-Light Photocatalysis as an Enabling Technology for Drug Discovery: A Paradigm Shift for Chemical Reactivity. *ACS Med. Chem. Lett.* 2020; 11: 2120-2130. doi: 10.1021/acsmchemlett.0c00436.

9. Bonfield HE, Knauber T, Lévesque F, Moschetta EG, Susanne F, Edwards EJ. Photons as a 21st century reagent. *Nat. Commun.* 2020; 11: 804. doi: 10.1038/s41467-019-13988-4.
10. Michelin C, Lefebvre C, Hoffmann N. Les réactions photochimiques à l'échelle industrielle. *Actual. Chim.* 2019; (n° 436): 19-27.
11. Oelgemöller M, Hoffmann N. Studies in organic and physical photochemistry – an interdisciplinary approach. *Org. Biomol. Chem.* 2016; 14: 7392-7442. doi: 10.1039/C6OB00842A.
12. Roth HD. The Beginnings of Organic Photochemistry. *Angew. Chem. Int. Ed.* 1989; 28: 1193-1207. doi: 10.1002/anie.198911931.
13. Rau H. Asymmetric Photochemistry in Solution. *Chem. Rev.* 1983; 83: 535-547. doi: 10.1021/cr00057a003. Inoue Y. Asymmetric Photochemical Reactions in Solution. *Chem. Rev.* 1992; 92: 741-770. doi: 10.1021/cr00013a001. Chiral Photochemistry. Inoue Y, Ramamurthy V, editors. New York: Marcel Dekker; 2004. Griesbeck AG, Meierhenrich U. Asymmetric Photochemistry and Photochirogenesis. *Angew. Chem. Int. Ed.* 2002; 41: 3147-3154. doi: 10.1002/1521-3773(20020902)41:17<3147::AID-ANIE3147>3.0.CO;2-V. Meggers E. Asymmetric catalysis activated by visible light. *Chem. Commun.* 2015; 51: 3290-3301. doi: 10.1039/C4CC09268F.
14. Ramamurthy V, Sivaguru J. Supramolecular Photochemistry as a Potential Synthetic Tool: Photocycloaddition. *Chem. Rev.* 2016; 116: 9914-9993. doi: 10.1021/acs.chemrev.6b00040. Ramamurthy V, Mondal B. Supramolecular photochemistry concepts highlighted with select examples. *J. Photochem. Photobiol. C* 2015; 23: 68-102. doi: 10.1016/j.jphotochemrev.2015.04.002. Vallavoju N, Sivaguru S. Supramolecular photocatalysis: combining confinement and non-covalent interactions to control light initiated reactions. *Chem. Soc. Rev.* 2014; 43: 4084-4101. doi: 10.1039/C3CS60471C.
15. Yang C, Inoue Y. Supramolecular photochirogenesis. *Chem. Soc. Rev.* 2014; 43: 4123-4123. doi: 10.1039/C3CS60339C.
16. Brimiouille R, Lenhart D, Maturi MM, Bach T. Enantioselective Catalysis of Photochemical Reactions. *Angew. Chem. Int. Ed.* 2015; 54: 3872-3890. doi: 10.1002/anie.201411409.
17. Bauer A, Westkämper F, Grimme S, Bach T. Catalytic enantioselective reactions driven by photoinduced electron transfer. *Nature* 2005; 436: 1139-1140. doi: 10.1038/nature03955.
18. For detailed discussion of the mechanism see: Bertrand S, Hoffmann N, Humbel S, Pete JP. Diastereoselective tandem addition-cyclization reactions of unsaturated tertiary amines initiated by photochemical electron transfer (PET). *J. Org. Chem.* 2000; 65: 8690-8703. doi: 10.1021/jo001166l. Hoffmann N, Görner H. Photoinduced electron transfer from N-methylpyrrolidine to ketones and radical addition to an electron-deficient alkene. *Chem. Phys. Lett.* 2004; 383: 451-455. doi: 10.1016/j.cplett.2003.11.045. Hoffmann N, Bertrand S, Marinković S, Pesch J. Efficient radical addition of tertiary amines to alkenes using photochemical electron transfer. *Pure Appl. Chem.* 2006; 78: 2227-2246. doi: 10.1351/pac200678122227. Griesbeck AG, Hoffmann N, Warzecha KD. Photoinduced-Electron-Transfer Chemistry: From Studies on PET Processes to Applications in Natural Product Synthesis. *Acc. Chem. Res.* 2007; 40: 128-140. doi: 10.1021/ar068148w.
19. Fischer H, Radom L. Factors controlling the addition of carbon-centered radicals to alkenes – an experimental and theoretical perspective. *Angew. Chem. Int. Ed.* 2001; 40: 1340-1371. doi: 10.1002/1521-3773(20010417)40:8<1340::AID-ANIE1340>3.0.CO;2-%23.

20. Roberts BP. Polarity-reversal catalysis of hydrogen-atom abstraction reactions: concepts and applications in organic chemistry. *Chem. Soc. Rev.* 1999; 28: 25-35. doi: 10.1039/A804291H. Ravelli D, Fagnoni M, Fukuyama T, Nishikawa T, Ryu I. Site-Selective C-H Functionalization by Decatungstate Anion Photocatalysis: Synergistic Control by Polar and Steric Effects. *ACS Catal.* 2018; 8: 701-713. doi: 10.1021/acscatal.7b03354.
21. Hoffmann N. Electron and hydrogen transfer in organic photochemical reactions. *J. Phys. Org. Chem.* 2015; 28: 121-136. doi: 10.1002/poc.3370. Hoffmann N. Photochemical Electron and Hydrogen Transfer in Organic Synthesis: The Control of Selectivity. *Synthesis* 2016; 48: 1782-1802. doi: 10.1055/s-0035-1561425.
22. Lenhart D, Bauer A, Pöthig A, Bach T. Enantioselective Visible-Light-Induced Radical-Addition reactions to 3-Alkylidene Indolin-2-ones. *Chem. Eur. J.* 2016; 22: 6519-6523. doi: 10.1002/chem.201600600.
23. Alonso R, Bach T. A Chiral Thioxanthone as an Organocatalyst for Enantioselective [2+2] Photocycloaddition Reactions Induced by Visible Light. *Angew. Chem. Int. Ed.* 2014; 53: 4368-4371. doi: 10.1002/anie.201310997.
24. Li X, Jandl C, Bach T. Visible-Light-Mediated Enantioselective Photoreactions of 3-Alkylquinolones with 4-O-Tethered Alkenes and Allenes. *Org. Lett.* 2020; 22: 3618-3622. doi: 10.1021/acs.orglett.0c01065. Cauble DF, Lynch V, Krische MJ. Studies on the Enantioselective Catalysis of Photochemically Promoted Transformations: "Sensitizing Receptors" as Chiral Catalysts. *J. Org. Chem.* 2003; 68: 15-21. doi: 10.1021/jo020630e.
25. Zhang L, Meggers E. Steering Asymmetric Lewis Acid Catalysis Exclusively with Octahedral Metal-Centered Chirality. *Acc. Chem. Res.* 2017; 50: 320-330. doi: acs.accounts.6b00586.
26. Brimiouille R, Bach T. Enantioselective Lewis Acid Catalysis of Intramolecular Enone [2+2] Photocycloaddition Reactions. *Science* 2013; 342: 840-843. doi: 10.1126/science.1244809.
27. Seebach D, Beck AK, Heckel A. TADDOLs, Their Derivatives, and TADDOL Analogues: Versatile Chiral Auxiliaries. *Angew. Chem. Int. Ed.* 2001; 40: 92-138. doi: 10.1002/1521-3773(20010105)40:1<92::AID-ANIE92>3.0.CO;2-K.
28. Wang W, Clay A, Krishnan R, Lajkiewicz NJ, Brown LE, Sivaguru J, Porco Jr JA. Total Syntheses of Isomeric Aglaine Natural Products Foveoglin A and Perviridine B: Excited-State Intramolecular Proton-Transfer Photocycloaddition. *Angew. Chem. Int. Ed.* 2017; 56: 14479-14482. doi: 10.1002/anie.201707539.
29. Roche SP, Cencic R, Pelletier J, Porco Jr JA. Biomimetic Photocycloaddition of 3-Hydroxyflavones: Synthesis and Evaluation of Rocaglate Derivatives as Inhibitors of Eukaryotic Translation. *Angew. Chem. Int. Ed.* 2010; 49: 6533-6538. doi: 10.1002/anie.201003212.
30. Heller B, Hapke M. The fascinating construction of pyridine ring systems by transition metal-catalysed [2+2+2] cycloaddition reactions. *Chem. Soc. Rev.* 2007; 36: 1085-1094. doi: 10.1039/B607877J. Gläsel T, Hapke M. Cobalt-Catalysed [2+2+2] Cycloadditions. In: Gläsel T, Hapke M, editors. *Cobalt Catalysis in Organic Synthesis*: Weinheim: Wiley-VCH; 2020. p. 287-335. doi: 10.1002/9783527814855.ch9.
31. Schulz W, Pracejus H, Oehme G. Photoassisted cocyclization of acetylene and nitriles catalyzed by cobalt complexes at ambient temperature and normal pressure. *Tetrahedron Lett.* 1989; 30, 1229-1232. doi: 10.1016/S0040-4039(00)72722-5. Heller B, Heller D, Oehme

- G. Systematic investigation of the photocatalytic alkyne-nitrile heterotrimerisation to pyridine. *J. Mol. Catal. A* 1996; 110: 211-219. doi: 10.1016/1381-1169(96)00158-6.
32. Heller B, Sudermann B, Fischer C, You J, Chen W, Drexler HJ, Knochel P, Bonrath W, Gutnov A. Facile and Racemization-Free Conversion of Chiral Nitriles into Pyridine Derivatives. *J. Org. Chem.* 2003; 68: 9221-9225. doi: 10.1021/jo030206t. Heller B, Sudermann B, Buschmann H, Drexler HJ, You J, Holzgrabe U, Heller E, Oehme G. Photocatalyzed [2+2+2]-Cycloaddition of Nitriles with Acetylene: An Effective Method for the Synthesis of 2-Pyridines under Mild Conditions. *J. Org. Chem.* 2002; 67: 4414-4422. doi: 10.1021/jo011032n.
33. Gutnov A, Heller B, Fischer C, Drexler HJ, Spannenberg A, Sundermann B, Sundermann C. Cobalt(I)-Catalysed [2+2+2] Cycloaddition of Alkynes and Nitriles: Synthesis of Enantiomerically Enriched Atropoisomers of 2-Arylpyridines. *Angew. Chem. Int. Ed.* 2004; 43: 3795-3797. doi: 10.1002/anie.200454164. Hapke M, Kral K, Fischer C, Spannenberg A, Gutnov A, Redkin D, Heller B. Asymmetric Synthesis of Axially Chiral 1-Aryl-5,6,7,8-tetrahydroquinolines by Cobalt-Catalysed [2+2+2] Cycloaddition Reaction of 1-Aryl-1,7-octadiynes and Nitriles. *J. Org. Chem.* 2010; 75: 3993-4003. doi: 10.1021/jo100122d.
34. Kumarasamy E, Ayitou AJL, Vallavoju N, Raghunathan R, Iyer A, Clay A, Kanadappa SK, Sivaguru J. Tale of Twisted Molecules. Atropslective Photoreactions: Taming Light Induced Asymmetric Transformations through Non-biaryl Atropisomers. *Acc. Chem. Res.* 2016; 49: 2713-2724. doi: 10.1021/acs.accounts.6b00357.
35. Ni Y, Hollmann F. Artificial Photosynthesis: Hybrid Systems. *Adv. Biochem. Eng. Biotechnol.* 2016; 159: 137-158. doi: 10.1007/10\_2015\_5010. Maciá-Agulló JA, Corma A, Garcia J. Photocatalysis: The Power of Combining Photocatalysis and Enzymes. *Chem. Eur. J.* 2015; 21: 10940-10959. doi: 10.1002/chem.201406437. Burek BO, Bormann S, Hollmann F, Bloh JZ, Holtmann D. Hydrogen peroxide driven biocatalysis. *Green Chem.* 2019; 21: 3232-3249. doi: 10.1039/C9GC00633H.
36. Hollmann F, Kara S, Opperman DJ, Wang Y. Biocatalytic synthesis of lactones and lactams. *Chem. Asian J.* 2018; 13: 3601-3610. doi: 10.1002/asia.201801180. Alphand V, Wohlgemuth R. Application of Baeyer-Villiger Monooxygenase in Organic Synthesis. *Curr. Org. Chem.* 2010; 14: 1928-1965. doi: 10.2174/138527210792927519. Mihovilovic MD. Enzyme Mediated Baeyer-Villiger Oxidations. *Curr. Org. Chem.* 2006; 10: 1265-1287. doi: 10.2174/138527206777698002. Mihovilovic MD, Müller B, Stanetty P. Monooxygenase-Mediated Baeyer-Villiger Oxidations. *Eur. J. Org. Chem.* 2002; 2002: 3711-3730. doi: 10.1002/1099-0690(200211)2002:22<3711::AID-EJOC3711>3.0.CO;2-5
37. Hollmann F, Taglieber A, Schulz F, Reez MT. A Light-Driven Stereoselective Biocatalytic Oxidation. *Angew. Chem. Int. Ed.* 2007; 46: 2903-2906. doi: 10.1002/anie.200605169.
38. Krow GR. The Baeyer-Villiger Oxidation of Ketones and Aldehydes. *Org. React.* 1993; 43: 251-798. doi: 10.1002/0471264180.or043.03. Renz M, Meunier B. 100 Years of Baeyer-Villiger Oxidations. *Eur. J. Org. Chem.* 1999; 1999: 737-750. doi: 10.1002/(SICI)1099-0690(199904)1999:4<737::AID-EJOC737>3.0.CO;2-B.
39. Perez D, Grau MM, Arends IWCE, Hollmann F. Visible light-driven and chloroperoxidase-catalyzed oxygenation reactions. *Chem. Commun.* 2009; 6848-6850. doi: 10.1039/B915078A.

40. Gargiulo S, Arends IWCE, Hollmann F. A Photoenzymatic System, for Alcohol Oxidation. *ChemCatChem* 2011; 3: 338-342. doi: 10.1002/cctc.201000317.
41. Kroutil W, Mang H, Edegger K, Faber K. Biocatalytic Oxidation of Primary and Secondary Alcohols. *Adv. Synth. Catal.* 2004; 346: 125-142. doi: 10.1002/adsc.200303177.
42. Chenault HK, Whitesides GM. Regeneration of Nicotinamide Cofactors for use in Organic Synthesis. *Appl. Biochem. Biotechnol.* 1987; 1: 147-197. doi: 10.1007/BF02798431.  
Hollmann F, Arends IWCE, Buehler K. Biocatalytic Reactions for Organic Synthesis: Nonconventional Regeneration Methods. *ChemCatChem* 2010; 2: 762-782. doi: 10.1002/cctc.201000069.
43. Rauch M, Schmidt S, Arends IWCE, Oppelt K, Kara S, Hollmann F. Photobiocatalytic alcohol oxidation using LED light sources. *Green Chem.* 2017; 19: 376-379. doi: 10.1039/C6GC02008A.
44. Biegasiewicz KF, Cooper SJ, Gao X, Oblinsky DG, Kim JH, Garfinkle SE, Joyce LA, Sandoval BA, Scholes GD, Hyster TK. Photoexcitation of flavoenzymes enables a stereoselective radical cyclization. *Science* 2019; 364: 1166-1169. doi: 10.1126/science.aaw1143.
45. Some recent examples: Zhang W, Fernandez Fueyo E, Hollmann F, Leemans Martin L, Pesic M, Wardenga R, Höhne M, Schmidt S. Combining Photo-Organic Redox- and Enzyme Catalysis Facilitates Asymmetric C-H Bond Functionalization. *Eur. J. Org. Chem.* 2019; 2019: 80-84. doi: 10.1002/ejoc.201801692. Page CG, Cooper SJ, DeHovitz JS, Oblinsky DG, Biegasiewicz KF, Antonow AH, Armbrust KW, Ellis JM, Hamann LG, Horn EJ, Oberg KM, Scholes GD, Hyster TK. Quarternary Charge-Transfer Complex Enables Photoenzymatic Intermolecular Hydroalkylation of Olefins. *J. Am. Chem. Soc.* 2021; 143: 97-102. doi: 10.1021/jacs.0c11462. B. A. Sandoval, P. D. Clayman, D. G. Oblinsky, S. Oh, Y. Nakano, M. Bird, G. D. Scholes, T. K. Hyster, Photoenzymatic Reductions Enabled by Direct Excitation of Flavin-Dependent "Ene"-Reductases. *J. Am. Chem. Soc.* Doi: 10.1021/jacs.0c11494. Chen J, Guan Z, He YH. Photoenzymatic Approaches in Organic Synthesis. *Asian J. Org. Chem.* 2019; 8: 1775-1790. doi: 10.1002/ajoc.201900427.
46. Ciamician G. Sur les actions de la lumière. *Bull. Soc. Chim. Fr.* 1908; 3: i-xxvii. Ciamician G. The Photochemistry of the Future. *Science* 1912; 36: 385-394. doi: 10.1126/science.36.926.385.
47. Albin A, Fagnoni M. 1908 Giacomo Ciamician and the Concept of Green Chemistry. *ChemSusChem* 2008; 1: 63-66. doi: 10.1002/cssc.200700015. Albin A, Fagnoni M. Green chemistry and photochemistry were born at the same time. *Green Chem.* 2004; 6: 1-6. doi: 10.1039/B309592D.
48. Jacques J, Collet A, Wilen SH. Enantiomers, Racemates, and Resolutions. Malabar: Krieger Publishing Com; 1994. (Copyright 1981, John Wiley and Sons, Inc.)
49. Nespolo M, Aroyo MI, Souvignier B. Crystallographic shelves: space-group hierarchy explained. *J. Appl. Cryst.* 2018; 51: 1481-1491. doi: 10.1107/S1600576718012724.
50. Levkin PA, Torbeev VY, Lenev DA, Kostyanovsky RG. Homo- and Heterochirality in Crystals. *Top. Stereochem.* 2006; 25: 81-134. doi: 10.1002/0471785156.ch4.
51. Sakamoto M. Spontaneous chiral crystallization of achiral materials and absolute asymmetric photochemical transformation using the chiral crystalline environment. *J. Photochem. Photobiol. C* 2006; 7: 183-196. doi: 10.1016/j.jphotochemrev.2006.11.002.

52. Kuroda R. Circular Dichroism in the Solid State. In: Inoue Y, Ramamurthy V, editors. *Chiral Photochemistry*: New York: Marcel Dekker; 2004. p 385-413.
53. Toda F, Yagi M, Soda SI. Formation of a chiral  $\beta$ -lactam by photocyclisation of an achiral oxo amide in its chiral crystalline state. *J. Chem. Soc. Chem. Commun.* 1987; 1413-1414. doi: 10.1039/C39870001413. Toda F, Miyamoto H. Formation of Chiral  $\beta$ -Lactams by Photocyclisation of Achiral N,N-Diisopropylarylglyoxylamides in their Chiral Crystalline Form. *J. Chem. Soc. Perkin Trans. I* 1993; 1129-1132. doi: 10.1039/P19930001129.
54. Sekine A, Hori K, Ohashi Y, Yagi M, Toda T. X-ray Structural Studies of Chiral  $\beta$ -Lactam Formation from an Achiral Oxo Amide Using the Chiral-Crystal Environment. *J. Am. Chem. Soc.* 1989; 111: 697-699. doi: 10.1021/ja00184a045.
55. Sakamoto M, Takahashi M, Kamiya K, Yamaguchi K, Fujita T, Watanabe S. Crystal-to-Crystal Solid-State Photochemistry: Absolute Asymmetric  $\beta$ -Thiolactam Synthesis from an achiral  $\alpha,\beta$ -Unsaturated Thioamide. *J. Am. Chem. Soc.* 1996; 118: 10664-10665. doi: 10.1021/ja961878m.
56. Sakamoto M, Kimura M, Shimoto T, Fujita T, Watanabe S. Photochemical Reaction of N,N-Dialkyl-  $\alpha,\beta$ -unsaturated Thioamides. *J. Chem. Soc. Chem. Commun.* 1990; 1214-1215. doi: 10.1039/C39900001214.
57. Sakamoto M, Takahashi M, Arai W, Mino T, Yamaguchi K, Watanabe S, Fujita T. Solid-State Photochemistry: Absolute Asymmetric  $\beta$ -Thiolactam Synthesis from Achiral N,N-Dibenzyl- $\alpha,\beta$ -unsaturated Thioamides. *Tetrahedron* 2000; 56: 6795-6804. doi: 10.1016/S0040-4020(00)00501-9.
58. Kellogg RM. Practical Stereochemistry. *Acc. Chem. Res.* 2017; 50: 905-914. doi: 10.1021/acs.accounts.6b00630.
59. Veeman M, Resendiz MJE, Garcia-Garibay MA. Large-Scale Photochemical Reactions of Nanocrystalline Suspensions: A Promising Green Chemistry Method. *Org. Lett.* 2006; 8: 2615-2617. doi: 10.1021/ol060978m.
60. Scheffer JR, Xia W. Asymmetric Induction in Organic Photochemistry via the Solid-State Ionic Chiral Auxiliary Approach. *Top. Curr. Chem.* 2005; 254: 233-262. doi: 10.1007/b101000.
61. Natarajan A, Wang K, Ramamurthy V, Scheffer JR, Patrick B. Control of Enantioselectivity in the Photochemical Conversion of  $\alpha$ -Oxoamides into  $\beta$ -Lactam Derivatives. *Org. Lett.* 2002; 4: 1443-1446. doi: 10.1021/ol025700i.
62. Xia W, Yang C, Patrick BO, Scheffer JR, Scott C. Asymmetric Synthesis of Dihydrofurans via a Formal Retro-Claisen Photorearrangement. *J. Am. Chem. Soc.* 2005; 127: 2725-2730. doi: 10.1021/ja043254j.
63. Frénaux M, Hoffmann N. The Paternò-Büchi reaction—Mechanisms and application to organic synthesis. *J. Photochem. Photobiol. C* 2017; 33: 83-108. doi: 10.1016/j.jphotochemrev.2017.10.002. D'Auria M. The Paternò-Büchi reaction – a comprehensive review. *Photochem. Photobiol. Sci.* 2019; 18: 2297-2362. doi: 10.1039/C9PP00148D. Abe M. Formation of a Four-Membered Ring: Oxetanes. In: Albini A, Fagnoni M, editors. *Handbook of Synthetic Photochemistry*: Weinheim: Wiley-VCH; 2010. p 217-239. doi: 10.1002/9783527628193.ch7.
64. Buschmann H, Scharf HD, Hoffmann N, Plath MW, Runsink J. Chiral induction in photochemical reactions. 10. The principle of isoinversion: A model of stereoselection



- developed from the diastereoselectivity of the Paternò-Büchi reaction. *J. Am. Chem. Soc.* 1989; 111: 5367-5373. doi: 10.1021/ja00196a048.
65. Galindo F. The photochemical rearrangement of aromatic ethers A review of the Photo-Claisen reaction. *J. Photochem. Photobiol. C* 2005; 6: 123-138. doi: 10.1016/j.jphotochemrev.2005.08.001.
66. Toda F. Reaction Control of Guest Compounds in Host-Guest Inclusion Complexes. *Top. Curr. Chem.* 1988; 149: 211-238. doi: 10.1007/3-540-19338-3\_5. Tanaka K, Toda F. Solvent-Free Organic Synthesis. *Chem. Rev.* 2000; 100: 1025-1074. doi: 10.1021/cr940089p.
67. Koshima H. Chiral Solid-State Photochemistry Including Supramolecular Approaches. In: Inoue Y, Ramamurthy V, editors. *Chiral Photochemistry*. New York: Marcel Dekker; 2004. p 485-531.
68. Toda F, Miyamoto H, Kanemoto K, Tanaka K, Takahashi Y, Takenaka Y. Enantioselective photocyclization of N-alkylfuran-2-carboxanilides to trans-dihydrofuran derivatives in inclusion crystals with optically active host compounds derived from tartaric acid. *J. Org. Chem.* 1999; 64: 2096-2102. doi: 10.1021/jo982099m.
69. Jennings WB, Farrell BM, Malone JF. Attractive Intramolecular Edge-to-Face Interactions in Flexible Organic Molecules. *Acc. Chem. Res.* 2001; 34: 885-894. doi: 10.1021/ar0100475.
70. Rekharsky MV, Inoue Y. Complexation Thermodynamics of Cyclodextrins. *Chem. Rev.* 1998; 98: 1875-1918. doi: 10.1021/cr970015o.
71. Mansour AT, Buendia J, Xie J, Brisset F, Robin S, Naoufal D, Yazbeck O, Aitken DJ.  $\beta$ -Cyclodextrin-Mediated Enantioselective Photochemical Electrocyclization of 1,3-Dihydro-2H-azepin-2-one. *J. Org. Chem.* 2017; 82: 9832-9836. doi: 10.1021/acs.joc.7b01300.
72. Weitkamp J, Puppe L, editors. *Catalysis and Zeolites*. Berlin Heidelberg: Springer-Verlag; 1999. Chester AW, Derouane, editors. *Zeolite Characterization and Catalysis*. Dordrecht: Springer; 2009. J. Pérez Pariente, M. Sánchez-Sánchez EG, editors. *Structure and Reactivity of Metals in Zeolite Materials*. Cham: Springer Nature; 2018. doi: 10.1007/978-3-319-98905-1.
73. Ramamurthy V. Achiral Zeolites as Reaction Media for Chiral Photochemistry. *Molecules* 2019; 24: 3570. doi: 10.3390/molecules24193570. Sivaguru S, Nathrajan A, Kaanumalle LS, Shailalja S, Uppili S, Joy A, Ramamurthy V. Asymmetric Photoreactions within Zeolites: Role of Confinement and Alkali Metal Ions. *Acc. Chem. Res.* 2003; 36: 509-521. doi: 10.1021/ar020269i.
74. Scaiano SC, García M. Intrazeolite Photochemistry: Toward Supramolecular Control of Molecular Photochemistry. *Acc. Chem. Res.* 1999; 32: 783-793. doi: 10.1021/ar9702536.
75. Sivasubramanian K, Kaanumalle LS, Uppili S, Ramamurthy V. Value of zeolites in asymmetric induction during photocyclization of pyridines, cyclohexadiones and naphthalenones. *Org. Biomol. Chem.* 2007; 5: 1569-1576. doi: 10.1039/B702572F.
76. For such cases models have been developed to quantify chiral induction: Ruch E, Ugi I. The Stereochemical Analogy Model – A Mathematical Theory of Dynamic Stereochemistry. *Top. Stereochem.* 1969; 4: 99-125. doi: 10.1002/9780470147139.ch3.
77. Alezra V, Kawabata T. Recent Progress in Memory of Chirality (MOC): An Advanced Chiral Pool. *Synthesis* 2016; 48: 2997-3016. doi: 10.1055/s-0035-1562441. Zhao H, Hsu DC, Carlier PR. Memory of Chirality: An Emerging Strategy for Asymmetric Synthesis. *Synthesis* 2005; 1-16. doi: 10.1055/s-2004-834931. Gloor CS, Dénès F, Renaud P. Memory

- in Reactions Involving Monoradicals. *Free Radical Res.* 2016; 50: S102-S1114. doi: 10.1080/10715762.2016.1232485.
78. Kramer WH, Griesbeck AG. The Same and Not the Same: Chirality, Topicity, and Memory of Chirality. *J. Chem. Educ.* 2008; 85: 701-709. doi: 10.1021/ed085p701.
  79. Griesbeck AG, Kramer W, Lex J. Diastereo- and Enantioselective Synthesis of Pyrrolo[1,4]benzodiazepines through Decarboxylative Photocyclization. *Angew. Chem. Int. Ed.* 2001; 40: 577-579. doi: 10.1002/1521-3773(20010202)40:3<577::AID-ANIE577>3.0.CO;2-L
  80. Salem L, Rowland C. The Electronic Properties of Diradicals. *Angew. Chem. Int. Ed.* 1972; 11: 92-111. doi: 10.1002/anie.197200921. Carlucci L, Doubleday Jr D, Furlani TR, King HF, McIver Jr JW. Spin-Orbit Coupling in Biradicals. Ab Initio MCSCF Calculations on Trimethylene and the Methyl-Methyl Radical Pair. *J. Am. Chem. Soc.* 1987; 109: 5323-5329. doi: 10.1021/ja00252a004. Michl J. Spin-Orbit Coupling of Biradicals. 1. The 2-Electron-in-2-Orbitals Model Revisited. *J. Am. Chem. Soc.* 1996; 118: 3568-3579. doi: 10.1021/ja9538391.
  81. Griesbeck AG, Abe M, Bondock S. Selectivity Control in Electron Spin Inversion Processes: Regio- and Stereochemistry of Paternò-Büchi Photocycloadditions as a Powerful Tool for Mapping Intersystem Crossing Processes. *Acc. Chem. Res.* 2004; 37: 919-928. doi: 10.1021/ar040081u. Griesbeck AG, Mauder H, Stadtmüller S. Intersystem Crossing in Triplet 1,4-Biradicals: Conformational Memory Effects on the Stereoselectivity of Photocycloaddition Reactions. *Acc. Chem. Res.* 1994; 27: 70-75. doi: 10.1021/ar00039a002.
  82. Wanyoike GN, Onomura O, Maki T, Matsumura Y. Highly Enhanced Enantioselectivity in the Memory of Chirality via Acyliminium Ions. *Org. Lett.* 2002; 4: 1875-1877. doi: 10.1021/ol025865r. Onomura O. Aliphatic Nitrogen-Containing Compounds, Amines, Amino Alcohols, and Amino Acids. In: Hammerich O, Speiser B, editors. *Organic Electrochemistry 5<sup>th</sup> Edition*. Boca Raton: CRC Press; 2016, p 1103-1119.
  83. For selected examples see: Šumanovac Ramljak T, Sohora M, Antol I, Kontrec D, Basarić N, Mlinarić-Majerski K. Memory of chirality in the phthalimide photocyclization. *Tetrahedron Lett.* 2014; 55: 4078-4081. doi: 10.1016/j.tetlet.2014.05.118. Sinicropi A, Barbosa F, Basosi R, Giese B, Olivucci M. Mechanism of the Norrish-Yang Photocyclization Reaction of an Alanine Derivative in the Singlet State: Origin of the Chiral-Memory Effect. *Angew. Chem. Int. Ed.* 2005; 44: 2390-2393. doi: 10.1002/anie.200461898. Sakamoto M, Kawanishi H, Mino T, Kasashima Y, Fujita T. Photochemical asymmetric synthesis of phenyl-bearing quaternary chiral carbons using chiral-memory effect on  $\beta$ -hydrogen abstraction by thiocarbonyl group. *Chem. Commun.* 2006; 4608-4610. doi: 10.1039/B608513J. Bonache MA, López P, Martín-Martínez M, García-López MT, Cativiela C, González-Muñiz R. Stereoselective synthesis of amino acid-derived  $\beta$ -lactams. Experimental evidence for TDDOL as a memory of chirality enhancer. *Tetrahedron* 2006; 62: 130-138. doi: 10.1021/ja0378299. Mori T, Saito H, Inoue Y. Complete memory of chirality upon photodecarboxylation of mesityl alkanoate to mesitylalkane: theoretical and experimental evidence for cheletropic decarboxylation via a spiro-lactonic transition state. *Chem. Commun.* 2003; 2302-2303. doi: 10.1039/B305267B.
  84. Michelin C, Hoffmann N. Photosensitization and Photocatalysis – Perspectives in Organic Synthesis. *ACS Catal.* 2018; 8: 12046-12055. doi: 10.1021/acscatal.8b03050.

85. Stephenson CRJ, Yoon TP, MacMillan DWC, editors. *Visible Light Photocatalysis in Organic Chemistry*. Weinheim: Wiley-VCH; 2018. König B, editors. *Chemical Photocatalysis*. Berlin: De Gruyter; 1st Ed. 2013, 2nd Ed. 2020.
86. Bhattacharyya A, De Sarkar S, Das A. Supramolecular Engineering and Self-Assembly Strategies in Photoredox Catalysis. *ACS Catal.* 2021; 11: 710-733. doi: 10.1021/acscatal.0c04952. Baruah JB. *Principles and Advances in Supramolecular Catalysis*, Boca Raton: CRC Press; 2019.
87. Mishra MK, Ramamurty U, Desiraju GR. Mechanical property of molecular solids. *Curr. Opin. Solid State Mater. Sci.* 2016; 20: 361-370. Toda F, editor. *Organic Solid State Reactions*. Top. Curr. Chem. Vol.254, Berlin: Springer; 2005, doi: 10.1007/b98357. Kaupp G. Solid-state molecular synthesis: complete reactions without auxiliaries based on the new solid-state mechanism. *ChrystEngComm* 2003; 5: 117-133. doi: 10.1039/B303432A.