



HAL
open science

Middle Pleistocene Homo behavior and culture at 140,000 to 120,000 years ago and interactions with Homo sapiens

Yossi Zaidner, Laura Centi, Marion Prévost, Norbert Mercier, Christophe Falguères, Gilles Guérin, Hélène Valladas, Maïlys Richard, Asmodée Galy, Christophe Péchevran, et al.

► **To cite this version:**

Yossi Zaidner, Laura Centi, Marion Prévost, Norbert Mercier, Christophe Falguères, et al.. Middle Pleistocene Homo behavior and culture at 140,000 to 120,000 years ago and interactions with Homo sapiens. *Science*, 2021, 372 (6549), pp.1429-1433. 10.1126/science.abh3020 . hal-03739315

HAL Id: hal-03739315

<https://cnrs.hal.science/hal-03739315v1>

Submitted on 14 Oct 2022

HAL is a multi-disciplinary open access archive for the deposit and dissemination of scientific research documents, whether they are published or not. The documents may come from teaching and research institutions in France or abroad, or from public or private research centers.

L'archive ouverte pluridisciplinaire **HAL**, est destinée au dépôt et à la diffusion de documents scientifiques de niveau recherche, publiés ou non, émanant des établissements d'enseignement et de recherche français ou étrangers, des laboratoires publics ou privés.

Middle Pleistocene *Homo* behavior and culture at 140 - 120 ka suggest interactions with *Homo sapiens*

Yossi Zaidner^{1,2*}, Laura Centi¹, Marion Prévost¹, Norbert Mercier³, Christophe Falguères⁴, Gilles Guérins⁵, Hélène Valladas⁵, Maïlys Richard^{4,3}, Asmodée Galy^{3,6}, Christophe Pécheyrans⁶, Olivier Tombret⁷, Edwige Pons-Branchu⁵, Naomi Porat⁸, Ruth Shahack-Gross⁹, David E. Friesem⁹, Reuven Yeshurun², Zohar Turgeman-Yaffe², Amos Frumkin¹⁰, Gadi Herzlinger^{1,11}, Ravid Ekshtain¹, Maayan Shemer^{12, 13}, Oz Varoner¹⁴, Rachel Sarig^{15,17}, Hila May^{16,17}, and Israel Hershkovitz^{16,17}

¹*Institute of Archaeology, The Hebrew University of Jerusalem, Jerusalem, Israel.*

²*Zinman Institute of Archaeology, University of Haifa, Haifa, Mount Carmel, Israel.*

³*Institut de Recherche sur les Archéomatériaux, UMR 5060 CNRS - Université Bordeaux Montaigne, Centre de Recherche en Physique Appliquée à l'Archéologie (CRP2A), Maison de l'archéologie, 33607 PESSAC Cedex, France*

⁴*UMR7194, Department "Homme et Environnement, Muséum national d'histoire naturelle, CNRS, UPVD, Sorbonne Université, Institut de Paléontologie Humaine, 1, rue René Panhard, 75103, Paris, France.*

⁵*Laboratoire des Sciences du Climat et de l'Environnement LSCE/IPSL, CEA-CNRS-UVSQ, Université Paris-Saclay, F-91198 Gif-sur-Yvette, France*

⁶*Université de Pau et des Pays de l'Adour, E2S UPPA, CNRS, IPREM, Avenue de l'Université, BP 576 64012 PAU cedex, France*

⁷*UMR7209, Department "Homme et Environnement, Muséum nation d'histoire naturelle, 75005 Paris, France*

⁸*Geological Survey of Israel, Jerusalem, Israel.*

⁹*Department of Maritime Civilizations, Recanati Institute for Maritime Studies, Leon H. Charney School of Marine Sciences, University of Haifa, Haifa, Israel*

¹⁰*Cave Research Center, Institute of Earth Sciences, the Hebrew University of Jerusalem, The Edmond J. Safra Campus - Givat Ram, Jerusalem 9190401, Israel*

¹¹*Department of Physics of Complex Systems, Weizmann Institute of Science, Rehovot, Israel*

¹²*The Prehistoric Branch, Archaeological Research Department, Israel Antiquity Authority, Jerusalem, Israel.*

¹³*Department of Bible, Archaeology and the Ancient Near East, Ben-Gurion University of the Negev, Beer-Sheva, Israel*

¹⁴*Israel Antiquities authority, P.O.B 586, Jerusalem*

¹⁵*Department of Oral Biology, the Maurice and Gabriela Goldschleger School of Dental Medicine, Tel Aviv University, Israel.*

¹⁶*Department of Anatomy and Anthropology, Sackler Faculty of Medicine, Tel Aviv University, Israel.*

¹⁷*The Shmunis Family Anthropology Institute, the Dan David Center for Human Evolution and Biohistory Research, Tel Aviv University.*

*Correspondence to: yzaidner@mail.huji.ac.il

Abstract: Most Middle Pleistocene *Homo* fossils lack a cultural context; therefore, their behavior and technology remain poorly understood. Here we report the archaeological context, chronometric ages, and stone-tool assemblages directly associated with newly discovered fossils of archaic Middle Pleistocene *Homo* at the Middle Paleolithic open-air site at Neshar Ramla, Israel. The site, a karst sinkhole, revealed rich Middle Paleolithic cultural and faunal remains in an eight-meter-thick sequence consisting of six archaeological units. Thermoluminescence and Electron Spin Resonance dates, along with cultural and stratigraphic considerations, suggest that Middle Pleistocene *Homo* at Neshar Ramla is 140-120 ka old, chronologically overlapping with modern humans in western Asia. These dates indicate that Neshar Ramla *Homo* represents the last surviving populations of Middle Pleistocene *Homo* in southwest Asia. Archaeological evidence suggests that Middle Pleistocene *Homo* mastered advanced stone-tool production technologies previously known only among *Homo sapiens* and Neanderthals. Moreover, 'Neshar Ramla *Homo*' used Levallois knapping methods that cannot be distinguished from those of concurrent *H. sapiens* in western Asia. The most parsimonious explanation for such a close similarity is the cultural interactions between these two populations. These findings provide the first archaeological evidence for contacts and interactions between *H. sapiens* and Middle Pleistocene *Homo*.

One Sentence Summary: Middle Pleistocene *Homo* technologies and behavior ca 140-120 ka ago provide earliest archaeological evidence for cultural interactions with *Homo sapiens*.

The emergence and expansion of *Homo sapiens* during the late Middle Pleistocene (MP) in Africa is associated with new complex behaviors and technologies that typify the Middle Stone Age (MSA) (1–5). One of the major technological innovations of the MSA is the Levallois technology that emerged and spread across the largest part of the African continent about 300 thousand years ago (ka; 1, 6). During the late MP, the centripetal Levallois method was used as the main mode for blank production in many sites in Africa and western Asia (Fig. 1; Table S1). The centripetal Levallois method is a well-structured technical process executed using a set of distinct and repetitive actions (7). The earliest evidence for the centripetal Levallois technology was reported in the early MSA sites at the Kapthurin and Gademotta Formations (2, 8). The MSA in general, and centripetal Levallois technology in particular, were found to be associated with the *H. sapiens* remains at Omo Kibish, Herto, and Aduma (9–11) (Tables S1, S2).

The earliest occurrences of *H. sapiens* in southwest Asia (ca. 180 ka) are associated with Middle Paleolithic industries and Levallois technology (12). During Marine Isotope Stage (MIS) 5 (130–71 ka), all *H. sapiens* fossils in western Asia were found to be associated with the centripetal Levallois method (13–18). Given the prominent presence of the centripetal Levallois method in association with *H. sapiens*, it was often used as a marker of *H. sapiens* dispersal into western Asia during MIS 5 (18–21).

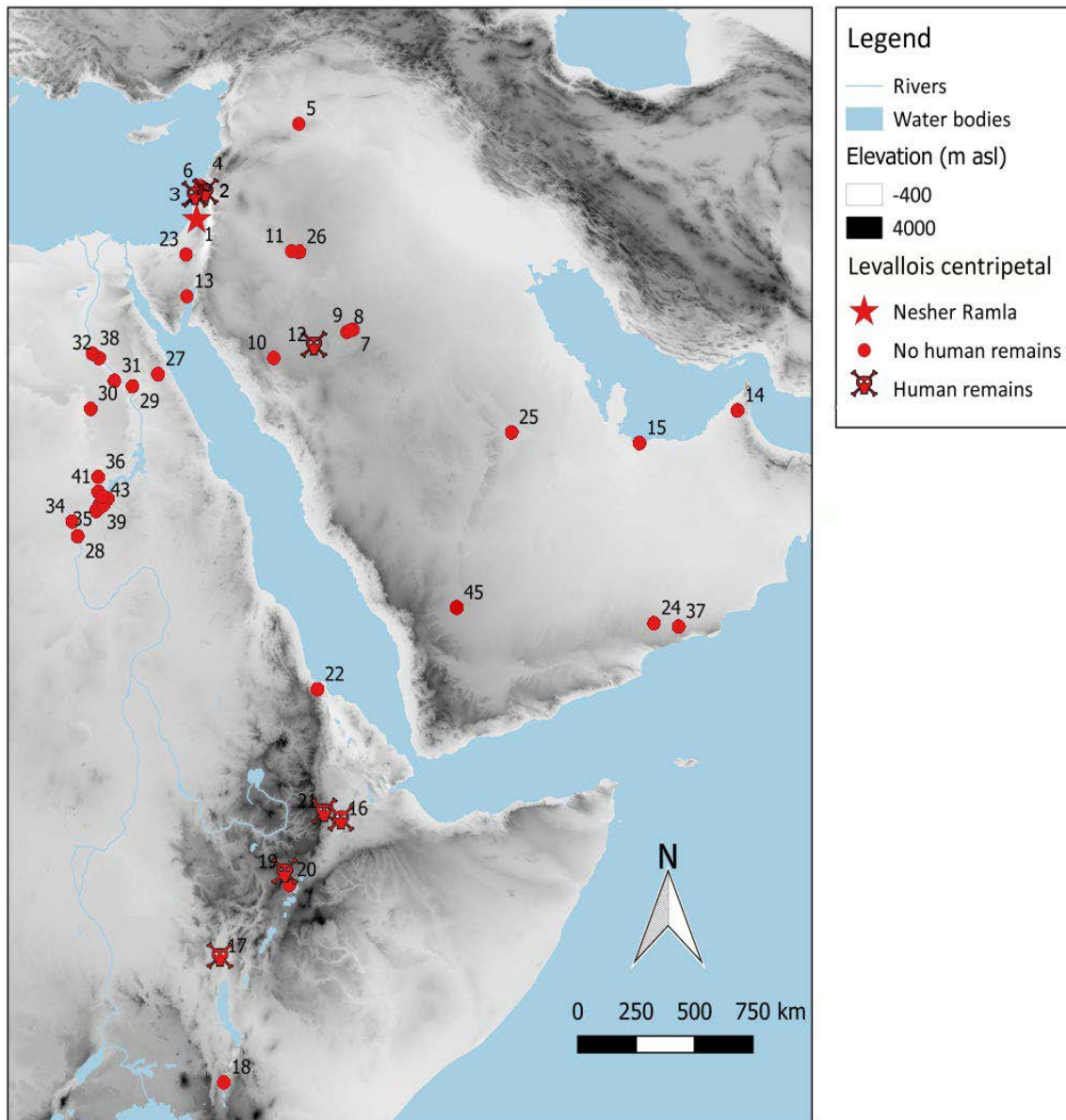


Fig. 1. Lithic assemblages with a marked component of Centripetal Levallois dated to MIS 5 and 6 in the Near East and eastern and northeastern Africa. Sites with human remains are denoted by a skull. The Neshet Ramla site is denoted by a star. The lithic assemblages marked on the map belong to different techno-complexes (see Table S1 for a description of the sites and their technocomplexes). Numbers indicate: 1- Neshet Ramla; 2- Qafzeh; 3-Skhul and Tabun; 4- Hayonim; 5- Hummal; 6- Ras el-Kelb and Naamé; 7- Jebel Qattar1 (JQ1); 8- Jebel Katefeh (JKF1); 9- Jebel Umm Sanman (JSM1); 10-KAM 1-4; 11- Jol Ajrubah (DAJ 120-123 and 133); 12- Al-Wusta; 13- S 20, Split rock site; 14- Jebel Faya; 15- Jebel Barakah; 16- Herto; 17- Omo Kibish; 18- Kapedo Tuffs; 19- Garba III; 20- Gademotta; 21- Aduma; 22- Asfet; 23- H2 site; 24- Aybut al-Awal; 25- Al-Kharj 22; 26- Jol Ajrubah (DAJ 51-55; 98; 100; 110); 27- Sodmein Cave; 28- Sai-Island 8B-11; 29- Taramsa I; 30- Mata'na; 31- Abydos ASPS 46a; 32- Nazlet Khater 2; 33- Site 1035; 34- site 1037-1038 and site 6; 35- Site 1010; site 121; site 8; 36- Jebel Brinikol; 37-Dhofar sites; 38- Nazlet Khater 1 and 3; 39- Site 1017; 40- Site 34A-D; 41- Site ANW-3; 42- Site 2004; 43- Site 1000; 44- Site 36B; 45- Mundafan Al-Buhayrah. Digital elevation data are courtesy of GTOPO 30, USGS.

Two recently discovered human fossils at Neshar Ramla (22) provide evidence of the presence of archaic MP *Homo* in the Levant in a Middle Paleolithic context (Fig.2), during a period when the area was presumably inhabited by only *H. sapiens*. This suggests a long overlapping period between these two *Homo* groups (22). Our study of the archaeological assemblages associated with the Neshar Ramla fossils indicates that late MP *Homo* fully mastered the Levallois technology. Here we report on the cultural context, chronometric ages, and stone-tool assemblages associated with this new *Homo*.

The Neshar Ramla karst sinkhole is located in central Israel within a chalk bedrock of Senonian age (Fig. 2). Middle Paleolithic cultural remains were uncovered in an eight-meter-thick sequence, 107.5-99.5 masl, ca. 12 meters below the rim of the depression (23). The cultural sequence consists of six archaeological units (Units I-VI; Fig. 2; supplementary text, section A). The lowermost Unit VI is ca. 1-meter-thick and is subdivided into five layers (VI I1-15). A right parietal human bone and an almost complete human mandible (22) were found in layer VI I3, which is located in the middle of a sedimentological sequence of Unit VI (Fig. 2).

A combination of Electron Spin resonance/Uranium series (ESR/U-series), Thermoluminescence (TL), and Optically Stimulated Luminescence (OSL) dating methods was applied to date the site and the human fossils (Tables S3, S4, S5; supplementary text, section B). Three herbivorous teeth unearthed from Unit VI were analyzed using a combined ESR/U-series approach in order to overcome the changes in the uranium content of the dental tissues that may have occurred since the burial time. The obtained ages range from 114 ± 12 to 140 ± 9 ka, leading to a weighted mean of 126 ± 6 ka. The same approach yielded ages between 120 ± 9 and 128 ± 8 ka for animal teeth recovered in the overlying layer (unit V) with a weighted mean of 122 ± 3 ka. Fig. 3A and Table S4 present D_e values, dose rates, p-or n-values for the enamel and dentine tissues, and all the ESR/U-series ages. In addition, the TL dating method (24) was applied to nine burnt flint samples collected from Unit V, ca. 50 cm above the fossils. The TL ages (Fig. 3A; Table S3; Fig. S1) range from 191 ± 13 to 104 ± 11 ; however, since these samples belong to a well-defined 20-40 cm-thick archaeological layer, they should be coeval. Thus, the 191 ± 13 age appears to be an anomaly, confirmed by simple statistical tests (Chauvenet's criterion or the chi-square test). When this result is ruled out as an outlier, the individual ages of the eight remaining flints are compatible within a 2 sigma error interval and their weighted mean is 128 ± 4 ka. Moreover, since these samples have been subjected to similar external dose rates (Table S3b shows small inter-sample external dose variations), an isochron analysis (25) was performed (Fig. S1b), resulting in an isochron age of 135 ± 13 ka, in agreement with the weighted

mean TL age. This indicates that the external dose rates used for calculating the TL individual ages are most likely correct. The TL dates are indistinguishable from the ESR/U-series ages obtained for the same unit (Unit V), and they are in agreement with the weighted mean ESR/U-series date of

The studies of the site-formation processes and the lithic assemblages support the results obtained by radiometric dating. Both Units V and VI exhibit similar sedimentological and micromorphological characteristics (supplementary text, section F; Fig. S2). No hiatus or unconformities between the two units were observed. Micromorphological and sedimentological analyses suggest a continuous deposition by similar depositional mechanisms (27). Thus, we concluded that no gap in deposition or changes in the depositional environment occurred between the accumulation of Units VI and V. Fast and continuous deposition is also supported by the stone tools that show similar characteristics in both units, suggesting that they had been manufactured by hominins with a shared cultural tradition (Fig.2; supplementary text, section C-D). Finally, Neshar Ramla's industry shows a clear similarity with the MIS 5 industries of the region (28) and it clearly differs from the regional Early Middle Paleolithic industries (29), dating to between 270 and 140 ka (30) (Fig.3BC; supplementary text, section G3). Taking into account the radiometric ages obtained and the depositional and cultural considerations, the most likely age for the Neshar Ramla *Homo* is ca. 140-120 ka. (Table S4). According to these chronometric results, Unit VI can then be confidently assigned an age of at least 120 ka, in agreement with the previously published OSL ages obtained for the whole sequence (23), indicating that the human occupation of the site occurred at the transition between MIS 6 and 5 (26). Taking into account the radiometric ages obtained and the depositional and cultural considerations, the most likely age for the Neshar Ramla *Homo* is ca. 140-120 ka.




Fig. 2. The Neshar Ramla site. A. General view of the site from east to west. B. The MP *Homo* parietal bone *in situ*. C. A stratigraphic section of Neshar Ramla with its various units. The red star denotes the location of the parietal bone. D. Fluctuations in the frequencies of the main lithic categories (Naturally backed knives = NBK, and lateral *tranchet* blow spalls from the total assemblage; tools with a lateral *tranchet* blow from the total retouched tool assemblage; Levallois points and centripetal Levallois flakes from the total Levallois assemblage).

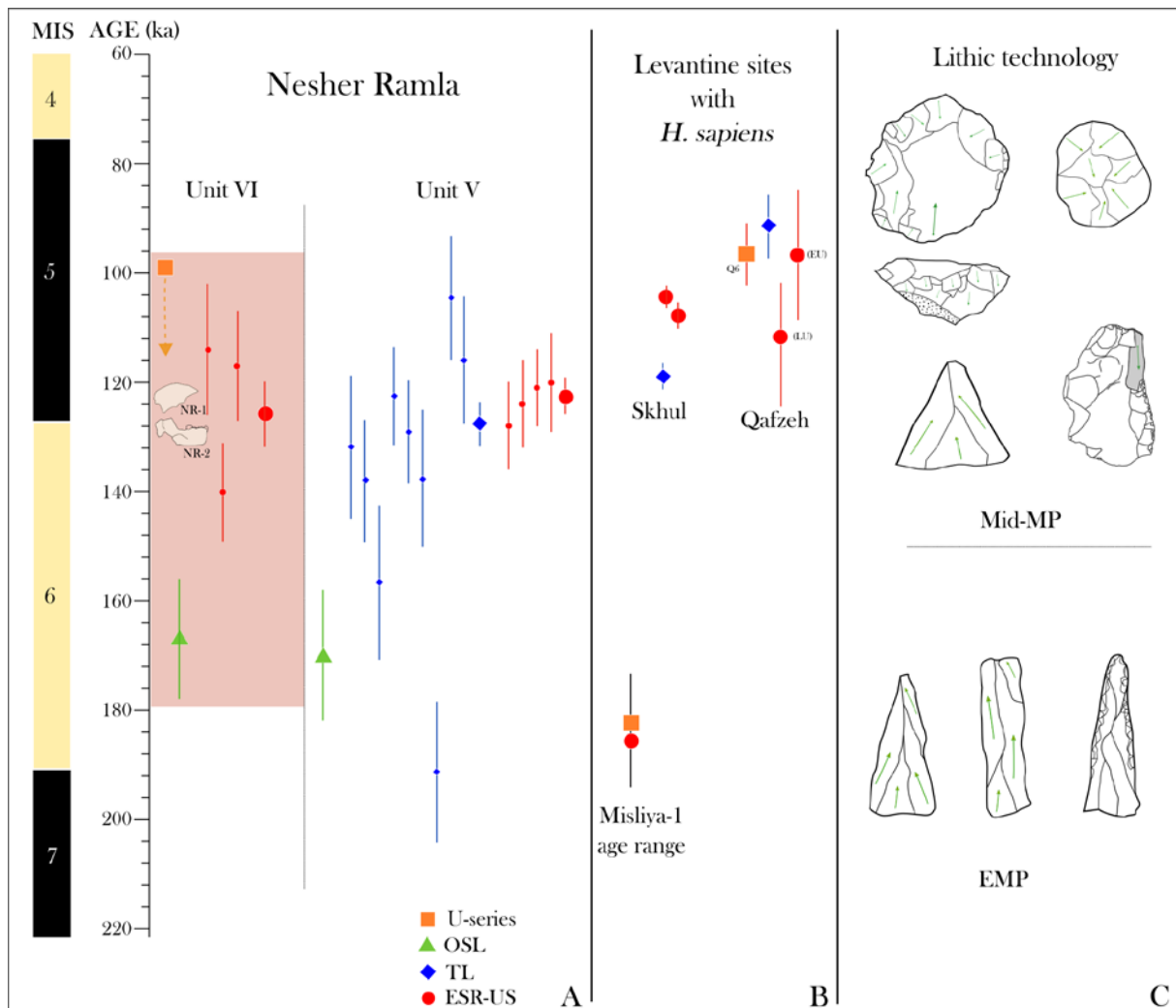


Fig. 3. Chronology and position of the Neshet Ramla site in the Levantine Middle Paleolithic chrono-cultural framework. A. Dating results for Units VI and V of Neshet Ramla site. Large symbols represent weighted mean ages for ESR/U-series (circles), TL (diamonds), and OSL (triangles). The orange square represents the minimum age obtained by the U-series method. NR-1 and NR-2 denote the MP *Homo* remains; B. Chronology of the Middle Paleolithic sites with *H. sapiens* remains in the Levant. Based on the mean ages (12, 44–48); Q6 is the direct age of the Qafzeh 6 human fossil; Misliya 1 is the direct age of the Misliya *H. sapiens* maxilla. C. Major lithic characteristics of Early Middle Paleolithic (EMP) and the middle Middle Paleolithic (mid-MP) in the Levant (15, 28, 29, 49).

The presence of some butchered faunal remains in anatomical articulation, the lithic refitting, and the *in situ* features such as hearths and ash piles, indicate *in situ* human activities during the accumulation of the Neshet Ramla archaeological sequence (27). The site contains the oldest unequivocal geoarchaeological evidence for *in situ* hearths and the only evidence for hearth rake-out activities in an open-air Middle Paleolithic site (31). The evidence from Neshet Ramla shows that MP *Homo* used wood as fuel to make campfires, cooked or roasted meat, and maintained fires by an occasional rake-out, thus

demonstrating a wide range of fire management activities (supplementary text, section F).

The faunal assemblage of Unit VI is dominated by tortoises and ungulates. The assemblage accumulated and was modified by human hunting and processing, as manifested by numerous cutmarks and hammer-stone percussion marks. All skeletal parts are represented even for the largest ungulates, which testify to the hunting activities that took place at or very near the sinkhole. The assemblage is generally composed of open landscape taxa such as gazelle, equids, and ostrich, as well as animals inhabiting a wider variety of habitats, such as aurochs and boar, and relatively small proportions of woodland-adapted fallow deer. This suggests a generally open landscape near Neshar Ramla during the accumulation of Unit VI. The ungulate composition and the dominance of tortoises are similar to other Lower Sequence units (32); however, they contrast sharply with the abundance of deer in Units I-II of the site (28). This suggests environmental changes or changes in the hunting strategies during the accumulation of the archaeological sequence.

About 6000 artifacts (> 2 cm) were excavated from Unit VI of Neshar Ramla. The lithic assemblage from Unit VI I2-I4, in which Neshar Ramla fossils were discovered, consists of 2327 artifacts larger than 2 cm (Fig. 2C; Table S6; supplementary text, section C). The hominins used local high-quality flint from the Mishash Formation (Fig. S3; supplementary text, section C). Based on the presence of cores, primary elements, flakes, and core maintenance products, Mishash flint was knapped at the site. The cores are completely exhausted, suggesting that hominins knapped the cores to their maximum potential. The raw materials brought from distances that extend 10 km from the site are only frequent among retouched pieces, suggesting that hominins carried the retouched tools as a part of their mobile toolkit (Table S7).

The 'Neshar Ramla *Homo*' mainly used the centripetal Levallois method (Table S6; Figs. S4-S6). The lithic assemblage of Unit VI is dominated by round or rectangular, wide Levallois flakes with centripetal and orthogonal scar patterns and well-prepared striking platforms (Fig. 4; Fig. S4; Tables S8, S9, supplementary text, section C). The convexity of the debitage surfaces of Levallois cores was achieved and maintained through centripetal preparation. The assemblage exhibits a high frequency of Levallois *déborderant* flakes with centripetal and orthogonal scar patterns, and pseudo-Levallois points and flakes (Fig. 4; Fig. S6; Table S8). These classic predetermining by-products of the centripetal Levallois reduction system were intended to maintain the convexities of the dorsal surfaces of the Levallois cores. Following the preparation of convexities, the predetermined flakes were produced by preferential and recurrent unidirectional, and by centripetal Levallois methods

(Fig. S4). The centripetal Levallois method exhibits similar technological characteristics throughout the archaeological sequence of Nesher Ramla (Table S10; supplementary text, section B).

The refitted centripetal preferential Levallois core in Fig. S7 confirms that the centripetal Levallois cores consisted of a long sequence of removals of preparatory flakes (flakes from the periphery of the striking platform, *débordant* flakes, pseudo-Levallois flakes and points) and predetermined products (Table S11; supplementary text, section E). The refitting sequence indicates that MP *Homo* fully mastered the centripetal Levallois method.




Fig. 4. Lithic assemblage of Unit VI 12-14: Centripetal Levallois flakes 1-6; 22-23; Levallois points 7-9; retouched Levallois point 10; cortically backed pieces (NBKs) 11-12, 20, 25; *débordant* flakes 13-17, 24; pseudo-Levallois points 18-19; Lateral *tranchet* blow 20-21; side-scrapers 22-25.

The production of Levallois points is another major reduction system in Unit VI (Table S6). Levallois points occur in various frequencies throughout the site's stratigraphic sequence but are most frequent in Unit VI (Table S10). Levallois points were produced by a preferential unidirectional convergent Levallois method and are mostly classical Y-shaped, with a rare use of bidirectional removals aimed at correcting the distal convexity (Fig. 4; Figs. S4, S8;

supplementary text, section C). The points are symmetrical, flat, and broad-based, derived from a preferential mode of production.

Some additional distinct features of the Neshar Ramla assemblage are the systematic production of naturally backed knives (NBK) and the extensive use of a lateral *tranchet* blow technique for producing tools with partly retouched and partly sharpened edges (Fig. 4; Figs. S6, S9, S10; Table S12). These unique characteristics of the Neshar Ramla industry occur in varying frequencies throughout the entire archaeological sequence of the site along with the centripetal Levallois technology and Levallois point production (Fig. 2D; supplementary text, section D). The use of the same technologies and the production of the same unique set of artifacts suggest a cultural continuity in the area during the accumulation of the eight-meter-thick archaeological sequence (Fig. 2D; Table S10).

MP *Homo* fossils often lack cultural context and their behavior and technology remain poorly known. Nonetheless, it is commonly suggested that MP *Homo* produced Lower Paleolithic industries (Acheulian; or core-on-flakes; 33–37). The evidence from Neshar Ramla demonstrates that late MP *Homo* fully mastered advanced Levallois technology that until only recently was linked to either *H. sapiens* or Neanderthals. The use of the centripetal Levallois method by 'Neshar Ramla *Homo*' suggests caution in using lithic technology as a marker for the presence and dispersals of *H. sapiens* out of Africa in MIS 5. This is consistent with recent views that MP *Homo* could be one of the makers of MSA industries in Africa (38). Moreover, the centripetal Levallois technology used by 'Neshar Ramla *Homo*' clearly resembles the technology of the *H. sapiens* sites of Qafzeh and Skhul, the Middle Paleolithic sites in Arabia and the MSA sites in North and East Africa, including sites where the remains of *H. sapiens* were found (Fig. 1; Table S1, S2; supplementary text, section G). This includes a similar mode of preparing the convexities and a similar way of utilizing the cores for producing predetermined Levallois flakes with a round or rectangular shape. Furthermore, Neshar Ramla hominins share the convergent unidirectional method for producing Levallois points with other Levantine MIS 5 sites (15, 39, 40).

We contend that cultural diffusion and interaction across *Homo* populations is the most likely reason for such a close cultural similarity between MP *Homo* and *H. sapiens*. Our findings provide the first archaeological support for close cultural interactions between different human lineages during the Middle Paleolithic period and suggest that admixture between MP *Homo* and *H. sapiens* had already occurred prior to 120 ka. This is consistent with a growing body of genetic studies that suggest a gene flow from divergent archaic *Homo*

populations into *H. sapiens* during the late Middle and early Late Pleistocene (41–43).

References and Notes:

1. D. Richter, R. Grün, R. Joannes-Boyau, T. E. Steele, F. Amani, M. Rué, P. Fernandes, J.-P. Raynal, D. Geraads, A. Ben-Ncer, J.-J. Hublin, S. P. McPherron, The age of the hominin fossils from Jebel Irhoud, Morocco, and the origins of the Middle Stone Age. *Nature*. **546**, 293–296 (2017).
2. K. Douze, A. Delagnes, The pattern of emergence of a Middle Stone Age tradition at Gademotta and Kulkuletti (Ethiopia) through convergent tool and point technologies. *J. Hum. Evol.* **91**, 93–121 (2016).
3. A. S. Brooks, J. E. Yellen, R. Potts, A. K. Behrensmeyer, A. L. Deino, D. E. Leslie, S. H. Ambrose, J. R. Ferguson, F. D'Errico, A. M. Zipkin, S. Whittaker, J. Post, E. G. Veatch, K. Foecke, J. B. Clark, A. S. Brooks, S. H. Ambrose, A. L. Deino, J. Post, S. Whittaker, J. E. Yellen, J. R. Ferguson, K. Foecke, E. G. Veatch, F. d'Errico, D. E. Leslie, J. B. Clark, A. M. Zipkin, A. K. Behrensmeyer, Long-distance stone transport and pigment use in the earliest Middle Stone Age. *Science*. **360**, 90–94 (2018).
4. C. R. Johnson, S. McBrearty, 500,000 year old blades from the Kapthurin Formation, Kenya. *J. Hum. Evol.* **58**, 193–200 (2010).
5. N. Porat, M. Chazan, R. Grün, M. Aubert, V. Eisenmann, L. K. Horwitz, New radiometric ages for the Fauresmith industry from Kathu Pan, southern Africa: Implications for the Earlier to Middle Stone Age transition. *J. Archaeol. Sci.* **37**, 269–283 (2010).
6. J. J. Hublin, A. Ben-Ncer, S. E. Bailey, S. E. Freidline, S. Neubauer, M. M. Skinner, I. Bergmann, A. Le Cabec, S. Benazzi, K. Harvati, P. Gunz, New fossils from Jebel Irhoud, Morocco and the pan-African origin of *Homo sapiens*. *Nature*. **546**, 289–292 (2017).
7. E. Boëda, Le débitage discoïde et le débitage Levallois récurrent centripète. *Bull. la Société préhistorique française*. **90**, 392–404 (1993).
8. C. A. Tryon, S. McBrearty, P. J. Texier, Levallois lithic technology from the Kapthurin Formation, Kenya: Acheulian origin and Middle Stone Age diversity. *African Archaeol. Rev.* **22**, 199–229 (2005).
9. J. D. Clark, Y. Beyene, G. WoldeGabriel, W. K. Hartk, P. R. Renne, H. Gilbert, A. Defleurq, G. Suwa, S. Katoh, K. R. Ludwig, J.-R. Boisserie, B. Asfawkk, T. D. White, Stratigraphic, chronological and behavioural contexts of Pleistocene *Homo sapiens* from Middle Awash, Ethiopia. *Nature*. **423**, 747–752 (2003).
10. J. E. Yellen, A. S. Brooks, D. M. Helgren, M. Tappen, S. H. Ambrose, R. Bonnefille, J. K. Feathers, G. Goodfriend, K. R. Ludwig, P. R. Renne, K. Stewart, The archaeology of Aduma Middle Stone Age sites in the Awash Valley, Ethiopia. *PaleoAnthropology*. **2005**, 25–100 (2005).
11. J. J. Shea, The Middle Stone Age archaeology of the Lower Omo Valley Kibish Formation: Excavations, lithic assemblages, and inferred patterns of early *Homo sapiens* behavior. *J. Hum. Evol.* **55**, 448–485 (2008).
12. I. HersHKovitz, G. W. Weber, R. Quam, M. Duval, R. Grün, L. Kinsley, A. Ayalon, M. Bar-Matthews, H. Valladas, N. Mercier, J. L. Arsuaga, M. Martínón-Torres, J. M. B. de Castro, C. Fornai, L. Martín-Francés, R. Sarig, H. May, V. A. Krenn, V. Slon, L. Rodríguez, R. García, C. Lorenzo, J. M. Carretero, A. Frumkin, R. Shahack-Gross, D. E. B.-Y. Mayer, Y. Cui, X. Wu, N. Peled, I. Groman-Yaroslavski, L. Weissbrod, R. Yeshurun, A. Tsatskin, Y. Zaidner, M. Weinstein-Evron, The earliest modern humans outside Africa. *Science*. **359**, 456–459 (2018).
13. M. D. Petraglia, M. Haslam, D. Q. Fuller, N. Boivin, C. Clarkson, Out of Africa: new hypotheses and evidence for the dispersal of *Homo sapiens* along the Indian Ocean rim. *Ann. Hum. Biol.* **37**, 288–311 (2010).
14. H. S. Groucutt, R. Grün, I. S. A. Zalmout, N. A. Drake, S. J. Armitage, I. Candy, R. Clark-wilson, J. Louys, P. S. Breeze, M. Duval, L. T. Buck, T. L. Kivell, E. Pomeroy, N. B. Stephens, J. T. Stock, M. Stewart, G. J. Price, L. Kinsley, W. W. Sung, A. Alsharekh, A. Al-omari, M. Zahir, A. M. Memesh, A.

- J. Abdulshakoor, A. M. Al-masari, A. A. Bahameem, K. S. M. Al Murayyi, B. Zahrani, E. M. L. Scerri, M. D. Petraglia, *Homo sapiens* in Arabia by 85,000 years ago. *Nat. Ecol. Evol.* **2**, 800–809 (2018).
15. E. Hovers, *The Lithic Assemblages of Qafzeh Cave* (Oxford University Press, New York, Human Evol., 2009).
16. D. A. Garrod, D. M. A. Bate, *The Stone Age of Mount Carmel. Volume I: Excavations at the Wady El-Mughara* (Clarendon Press, Oxford, 1937).
17. B. Vandermeersch, in *The Transition from the Lower to the Middle Palaeolithic and the Origin of Modern Man: International Symposium to Commemorate the 50th Anniversary of Excavations in the Mount Carmel Caves by D.A.E. Garrod, University of Haifa, 6-14 October 1980*, A. Ronen, Ed. (BAR International Series 151, 1982), pp. 297–300.
18. O. Bar-Yosef, in *Neandertals and Modern Humans in Western Asia*, T. Akazawa, K. Aoki, O. Bar-Yosef, Eds. (Plenum Press, New York, 1998), pp. 39–56.
19. H. S. Groucutt, M. D. Petraglia, G. Bailey, E. M. L. Scerri, A. S. H. Parton, L. Clark-balzan, R. P. Jennings, L. Lewis, J. Blinkhorn, N. A. Drake, P. S. Breeze, R. H. Inglis, M. Devès, M. Meredith-williams, N. Boivin, M. G. Thomas, A. Scally, Rethinking the Dispersal of *Homo sapiens* out of Africa. *Evolitional Anthropol.* **24**, 149–164 (2015).
20. J. J. Shea, The origins of lithic projectile point technology: Evidence from Africa, the Levant, and Europe. *J. Archaeol. Sci.* **33**, 823–846 (2006).
21. C. J. Bae, K. Douka, M. D. Petraglia, D. Black, P. T. De Chardin, W. Pei, Human Colonization of Asia in the Late Pleistocene. An introduction to Supplement 17. *Curr. Anthropol.* **58** (2017), doi:10.1086/694420.
22. I. Hershkovitz, H. May, R. Sarig, A. Pokhojaev, D. Grimaud-Hervé, E. Bruner, C. Fornai, R. Quam, J.-L. Arsuaga, V. A. Krenn, J.-J. Hublin, M. Martínón-Torres, J. M. Bermúdez de Castro, V. Slon, L. Albessard-Ball, A. Vialet, T. Schüller, G. Manzi, A. Profico, F. Di Vincenzo, G. W. Weber, Y. Zaidner, A New Middle Pleistocene *Homo* from Neshar Ramla, Israel. *Science.* (2020).
23. Y. Zaidner, A. Frumkin, N. Porat, A. Tsatskin, R. Yeshurun, L. Weissbrod, A series of Mousterian occupations in a new type of site: The Neshar Ramla karst depression, Israel. *J. Hum. Evol.* **66**, 1–17 (2014).
24. M. Aitken, *Thermoluminescence dating.* (Academic Press, London; Orlando, Studies in., 1985).
25. M. Aitken, H. Valladas, in *The Origins of Modern Humans and the Impact of Chronometric Dating*, Aitken, M. J., C. B. Stringer, P. A. Mellars, Eds. (Princeton University Press, Princeton, New Jersey, 1993), pp. 27–39.
26. J. Imbrie, J. D. Hays, D. G. Martinson, A. McIntyre, A. C. Mix, J. J. Morley, N. G. Pisias, W. L. Prell, N. J. Shackleton, in *Milankovitch and Climate: Understanding the Response to Astronomical Forcing*, A. Berger, Ed. (D. Reidel Publishing Company, 1982), pp. 265–309.
27. Y. Zaidner, A. Frumkin, D. Friesem, A. Tsatskin, R. Shahack-Gross, Landscapes, depositional environments and human occupation at Middle Paleolithic open-air sites in the southern Levant, with new insights from Neshar Ramla, Israel. *Quat. Sci. Rev.* **138**, 76–86 (2016).
28. M. Prévost, Y. Zaidner, New insights into early MIS 5 lithic technological behavior in the Levant: Neshar Ramla, Israel as a case study. *PLoS One.* **15**, e0231109 (2020).
29. Y. Zaidner, M. Weinstein-Evron, The emergence of the Levallois technology in the Levant, a view from the Early Middle Paleolithic site of Misliya Cave, Israel. *J. Hum. Evol.* **144**, 102785 (2020).
30. I. Hershkovitz, M. Duval, R. Grün, N. Mercier, H. Valladas, A. Ayalon, M. Bar-Matthews, G. W. Weber, R. Quam, Y. Zaidner, M. Weinstein-Evron, Response to Comment on “ The earliest modern humans outside Africa.” *Science.* **362**, eaat8964 (2018).

31. D. E. Friesem, Y. Zaidner, R. Shahack-Gross, Formation processes and combustion features at the lower layers of the Middle Palaeolithic open-air site of Neshar Ramla, Israel. *Quat. Int.* **331**, 128–138 (2014).
32. K. M. Crater Gershtein, Y. Zaidner, R. Yeshurun, A campsite on the open plain: Zooarchaeology of Unit III at the Middle Paleolithic site of Neshar Ramla, Israel. *Quat. Int.* (2020), doi:10.1016/j.quaint.2020.01.026.
33. E. Carbonell, M. Garcá, C. Mallol, M. Mosquera, A. Olle, M. Sahnouni, R. Sala, J. M. Vergs, The TD6 level lithic industry from Gran Dolina, Atapuerca (Burgos, Spain): production and use. *J. Hum. Evol.* **37**, 653–693 (1999).
34. A. Ollé, M. Mosquera, X. P. Rodríguez-Álvarez, P. García-Medrano, D. Barsky, A. de Lombera-Hermida, E. Carbonell, The Acheulean from Atapuerca: Three steps forward, one step back. *Quat. Int.* **411**, 316–328 (2016).
35. D. Barsky, The Caune de l’Arago stone industries in their stratigraphical context. *Comptes rendus - Palevol.* **12**, 305–325 (2013).
36. D. Barsky, A.-M. Moigne, V. Pois, The shift from typical Western European Late Acheulian to microproduction in unit “D” of the late Middle Pleistocene deposits of the Caune de l’Arago (Pyrénées-Orientales, France). *J. Hum. Evol.* **135**, 102650 (2019).
37. G. P. Rightmire, The human cranium from Bodo, Ethiopia: evidence for speciation in the Middle Pleistocene? *J. Hum. Evol.* **31**, 21–39 (1996).
38. R. Grün, A. Pike, F. Mcdermott, S. Eggins, G. Mortimer, M. Aubert, L. Kinsley, R. Joannes-boyau, M. Rumsey, C. Denys, J. Brink, T. Clark, C. Stringer, Dating the skull from Broken Hill, Zambia, and its position in human evolution. *Nature.* **580**, 372–375 (2020).
39. R. Ekshtain, C. A. Tryon, Lithic raw material acquisition and use by early *Homo sapiens* at Skhul, Israel. *J. Hum. Evol.* **127**, 149–170 (2019).
40. H. S. Groucutt, E. M. L. Scerri, C. Stringer, M. D. Petraglia, Skhul lithic technology and the dispersal of *Homo sapiens* into Southwest Asia. *Quat. Int.* **515**, 30–52 (2017).
41. C. Posth, C. Wißing, K. Kitagawa, L. Pagani, L. Van Holstein, F. Racimo, K. Wehrberger, N. J. Conard, C. J. Kind, H. Bocherens, J. Krause, Deeply divergent archaic mitochondrial genome provides lower time boundary for African gene flow into Neanderthals. *Nat. Commun.* **8**, 1–9 (2017).
42. M. Kuhlwilm, I. Gronau, M. J. Hubisz, C. De Filippo, J. Prado-Martinez, M. Kircher, Q. Fu, H. A. Burbano, C. Lalueza-Fox, M. De La Rasilla, A. Rosas, P. Rudan, D. Brajkovic, Ž. Kucan, I. Gušić, T. Marques-Bonet, A. M. Andrés, B. Viola, S. Pääbo, M. Meyer, A. Siepel, S. Castellano, Ancient gene flow from early modern humans into Eastern Neanderthals. *Nature.* **530**, 429–433 (2016).
43. M. Hajdinjak, Q. Fu, A. Hübner, M. Petr, F. Mafessoni, S. Grote, P. Skoglund, V. Narasimham, H. Rougier, I. Crevecoeur, P. Semal, M. Soressi, S. Talamo, J.-J. Hublin, I. Gušić, Ž. Kučan, P. Rudan, L. V. Golovanova, V. B. Doronichev, C. Posth, J. Krause, P. Korlević, S. Nagel, B. Nickel, M. Slatkin, N. Patterson, D. Reich, K. Prüfer, M. Meyer, S. Pääbo, J. Kelso, Reconstructing the genetic history of late Neanderthals. *Nature.* **555**, 652–656 (2018).
44. Y. Yokoyama, C. Falguères, M.-A. Lumley, Datation directe d’un crâne Proto-Cro-Magnon de Qafzeh par la spectrométrie gamma non destructive. *C.R. Acad. Sci. Paris.* **324**, 773–779 (1997).
45. R. Grün, C. Stringer, F. McDermott, R. Nathan, N. Porat, S. Robertson, L. Taylor, G. Mortimer, S. Eggins, M. McCulloch, U-series and ESR analyses of bones and teeth relating to the human burials from Skhul. *J. Hum. Evol.* **49**, 316–334 (2005).
46. N. Mercier, H. Valladas, O. Bar-Yosef, B. Vandermeersch, C. Stringer, J. L. Joron, Thermoluminescence date for the mousterian burial site of Es-Skhul, Mt. Carmel. *J. Archaeol. Sci.* **20** (1993), pp. 169–174.

47. H. Valladas, J. L. Reyss, J. L. Joront, G. Valladas, O. Bar-Yosef, B. Vandermeersch, Thermoluminescence dating of Mousterian “Proto-Cro-Magnon” remains from Israel and the origin of modern man. *Nature*. **331**, 61–63 (1988).
48. H. P. Schwarcz, R. Grün, B. Vandermeersch, O. Bar-Yosef, H. Valladas, E. Tchernov, ESR dates for the hominid burial site of Qafzeh in Israel. *J. Hum. Evol.* **17**, 733–737 (1988).
49. L. Meignen, O. Bar-yosef, Acheulo-Yabrudian and Early Middle Paleolithic at Hayonim Cave (Western Galilee, Israel): Continuity or break? *J. Hum. Evol.* **139**, 102733 (2020).
50. A. Frumkin, Y. Zaidner, I. Na’aman, A. Tsatskin, N. Porat, A. Frumkin, L. Vulfson, Sagging and collapse sinkholes over hypogenic hydrothermal karst in a carbonate terrain. *Geomorphology*. **229**, 45–57 (2015).
51. A. Frumkin, H. Gvirtzman, Cross-formational rising groundwater at an artesian karstic basin: the Ayalon Saline Anomaly, Israel. *J. Hydrol.* **318**, 316–333 (2006).
52. A. Tsatskin, Y. Zaidner, Geoarchaeological context of the later phases of Mousterian occupation (80-115ka) at Neshar Ramla, Israel: Soil erosion, deposition and pedogenic processes. *Quat. Int.* **331**, 103–114 (2014).
53. P. Karkanas, O. Bar-Yosef, P. Goldberg, S. Weiner, Diagenesis in prehistoric caves: the use of minerals that form in situ to assess the completeness of the archaeological record. *J. Archaeol. Sci.* **27**, 915–929 (2000).
54. R. Shahack-Gross, F. Berna, P. Karkanas, S. Weiner, Bat guano and preservation of archaeological remains in cave sites. *J. Archaeol. Sci.* **31**, 1259–1272 (2004).
55. H. Valladas, Thermoluminescence dating of flint. *Quat. Sci. Rev.* **11**, 1–5 (1992).
56. N. Mercier, H. Valladas, G. Valladas, Observations on palaeodose determination with burnt flints. *Anc. TL*. **10**, 28–32 (1992).
57. N. Mercier, H. Valladas, G. Valladas, Flint thermoluminescence dates from the CFR laboratory at Gif: Contributions to the study of the chronology of the Middle Palaeolithic. *Quat. Sci. Rev.* **14**, 351–364 (1995).
58. H. Valladas, in *Séminaire de recherches consacrés à la datation par thermoluminescence, Oxford, 1978*. (Pact. Revue du Groupe Européen d’Etudes pour les Techniques Physiques, Chimiques et Mathématiques Appliquées à l’Archéologie Rixensart 3, 1979), pp. 439–442.
59. Valladas, G., N. Mercier, R. Létuvé, A simple semi-automatic TL apparatus of new design. *Anc. TL*. **12**, 39–40 (1994).
60. J. L. Joron, thesis, Université Paris-Sud, Orsay (1974).
61. H. Valladas, G. Valladas, Effet de l’irradiation alpha sur des grains de quartz. *PACT*. **6**, 171–178 (1982).
62. G. Guérin, N. Mercier, G. Adamiec, Dose-rate conversion factors: update. *Anc. TL*. **29**, 5–8 (2011).
63. J. R. Prescott, J. T. Hutton, Cosmic ray contributions to dose rates for luminescence and ESR dating: large depths and long-term time variations. *Radiat. Meas.* **23**, 497–500 (1994).
64. R. Grün, H. P. Schwarcz, J. Chadam, ESR dating of tooth enamel: Coupled correction for U-uptake and U-series disequilibrium. *Int. J. Radiat. Appl. Instrumentation. Part D. Nucl. Tracks Radiat. Meas.* **14**, 237–241 (1988).
65. Q. Shao, J. Chadam, R. Grün, C. Falgu, J. M. Dolo, J. J. Bahain, The mathematical basis for the US-ESR dating method. *Quat. Geochronol.* **30**, 1–8 (2015).
66. C. Falguères, Q. Shao, F. Han, J. J. Bahain, M. Richard, C. Perrenoud, A. M. Moigne, New ESR and U-series dating at Caune de l’Arago, France: A key-site for European Middle Pleistocene. *Quat. Geochronol.* **30**, 547–553 (2015).
67. R. Grün, R. Joannes-Boyau, C. Stringer, Two types of CO₂-radicals threaten the fundamentals of ESR dating of tooth enamel. *Quat. Geochronol.* **3**, 150–172 (2008).

68. Duval, M., R. Grün, C. Falguères, J. J. Bahain, J. M. Dolo, ESR dating of Lower Pleistocene fossil teeth: Limits of the single saturating exponential (SSE) function for the equivalent dose determination. *Radiat. Meas.* **44**, 477–482 (2009).
69. E. Douville, E. Sallé, N. Frank, M. Eisele, E. Pons-Branchu, S. Ayrault, Rapid and accurate U-Th dating of ancient carbonates using inductively coupled plasma-quadrupole mass spectrometry. *Chem. Geol.* **272**, 1–11 (2010).
70. M. Richard, C. Falguères, E. Pons-Branchu, J. J. Bahain, P. Voinchet, M. Lebon, H. Valladas, J. M. Dolo, S. Puaud, M. Rué, C. Daujeard, Contribution of ESR/U-series dating to the chronology of late Middle Palaeolithic sites in the middle Rhône valley, southeastern France. *Quat. Geochronol.* **30**, 529–534 (2015).
71. R. Grün, The DATA program for the calculation of ESR age estimates on tooth enamel. *Quat. Geochronol.* **4**, 231–232 (2009).
72. R. Grün, Katzenberger-Apel, An alpha irradiator for ESR dating. *Anc. TL.* **12**, 35–38 (1994).
73. B. J. Brennan, W. J. Rink, E. L. McGuirl, H. P. Schwarcz, W. V. Prestwich, Beta doses in tooth enamel by ‘one-group’ theory and the ROSY ESR dating software. *Radiat. Meas.* **27**, 307–314 (1997).
74. Y. Yechieli, Geological map of Israel 1:50,000 Sheet 8-III Lod. Jerusalem: Geological Survey of Israel (2008).
75. A. Sneh, Geological map of Israel 1:50,000 Sheet 1-11 Bet-Shemesh. Jerusalem: Geological Survey of Israel. (2009).
76. A. Sneh, Geological map of Israel 1:50,000 Sheet 10-11 Gedera. Jerusalem: Geological Survey of Israel. (2004).
77. Y. Kolodny, thesis, The Hebrew University of Jerusalem (1965).
78. Y. Kolodny, Petrology of siliceous rocks in the Mishash Formation (Negev, Israel). *J. Sediment. Res.* **39**, 166–175 (1969).
79. O. Bar, “The shaping of the continental margin of central Israel since the Late Eocene-Tectonics, morphology and stratigraphy” (2009).
80. R. Ekshtain, A. Malinsky-Buller, S. Ilani, I. Segal, E. Hovers, Raw material exploitation around the Middle Paleolithic site of ‘Ein Qashish. *Quat. Int.* **331**, 248–266 (2014).
81. R. Ekshtain, S. Ilani, I. Segal, E. Hovers, Local and nonlocal procurement of raw material in Amud Cave, Israel: the complex mobility of late Middle Paleolithic groups. *Geoarchaeology.* **32**, 189–214 (2017).
82. J. M. Cornford, in *La Cotte de St. Brelade, Jersey. Excavations by C.B.M. McBurney 1961-1978.*, P. Callow, J. M. Cornford, Eds. (Geo Books, Norwich, 1986), pp. 337–351.
83. L. Bourguignon, Analyse du processus opératoire des coups de tranchet latéraux dans l’industrie moustérienne de l’Abri du Musée (Les-Eyzies-de-Tayac, Dordogne). *Paléo.* **4**, 69–89 (1992).
84. S. P. McPherron, Axe Age Acheulian Tool-making from Quarry to Discard. *Axe Age Acheulian Tool-making from Quarr. to Discard*, 267–285 (2006).
85. Y. Zaidner, L. Grosman, Middle Paleolithic sidescrapers were resharped or recycled? A view from Neshar Ramla, Israel. *Quat. Int.* **361**, 178–187 (2015).
86. S. J. M. Davis, R. Rabinovich, N. Goren-Inbar, Quaternary Extinctions and Population Increase in Western Asia: The Animal Remains from Biq’at Quneitra. *Paléorient.* **14**, 95–105 (2008).
87. E. Hovers, R. Ekshtain, N. Greenbaum, A. Malinsky-Buller, N. Nir, R. Yeshurun, Islands in a stream? Reconstructing site formation processes in the late Middle Paleolithic site of ‘Ein Qashish, northern Israel. *Quat. Int.* **331**, 216–233 (2014).
88. J. D. Speth, Middle Palaeolithic subsistence in the Near East: Zooarchaeological perspectives - Past, present and future. *Before Farming Archaeol. Anthropol. Hunter-Gatherers*, 1–45 (2012).

89. R. Yeshurun, in *Zooarchaeology and Modern Human Origins: Human Hunting Behavior During the Later Pleistocene.*, J. L. Clark, J. D. Speth, Eds. (Springer, Dordrecht, Vertebrate., 2012), pp. 1–23.
90. R. Blasco, J. Rosell, A. Gopher, R. Barkai, Subsistence economy and social life: A zooarchaeological view from the 300kya central hearth at Qesem Cave, Israel. *J. Anthropol. Archaeol.* **35**, 248–268 (2014).
91. M. Goder-Goldberger, H. Cheng, R. L. Edwards, O. Marder, Y. Peleg, R. Yeshurun, A. Frumkin, Emanuel Cave: the Site and its bearing on Early Middle Paleolithic Technological Variability. *Paléorient.* **38**, 203–225 (2012).
92. O. Marder, R. Yeshurun, R. Lupu, G. Bar-Oz, M. Belmaker, N. Porat, H. Ron, A. Frumkin, Mammal remains at Rantis Cave, Israel, and Middle-Late Pleistocene human subsistence and ecology in the Southern Levant. *J. Quat. Sci.* **26**, 769–780 (2011).
93. I. Gilead, C. Grigson, in *Proceedings of the Prehistoric Society*, T. C. Champion, Ed. (1984), vol. 50, pp. 71–97.
94. R. Yeshurun, Y. Zaidner, V. Eisenmann, B. Martínez-Navarro, G. Bar-Oz, Lower Paleolithic hominin ecology at the fringe of the desert: Faunal remains from Bizat Ruhama and Nahal Hesi, Northern Negev, Israel. *J. Hum. Evol.* **60**, 492–507 (2010).
95. C. Griggo, E. Boëda, S. Bonilauri, H. Al Sakhel, E.-B. Aline, C. Marie Agnés, in *Hunting camps in prehistory. Current archaeological approaches, Proceedings of the international symposium*, F. Bon, S. Costamagno, N. Valdeyron, Eds. (P@lethnologie, 2011), pp. 105–129.
96. P. Goldberg, C. E. Miller, S. Schiegl, B. Ligouis, F. Berna, N. J. Conard, L. Wadley, Bedding, hearths, and site maintenance in the Middle Stone Age of Sibudu Cave, KwaZulu-Natal, South Africa. *Archaeol. Anthropol. Sci.* **1**, 95–122 (2009).
97. P. Goldberg, H. Dibble, F. Berna, D. Sandgathe, S. J. P. McPherron, A. Turq, New evidence on Neandertal use of fire: Examples from Roc de Marsal and Pech de l’Azé IV. *Quat. Int.* **247**, 325–340 (2012).
98. C. Mallol, C. M. Hernández, D. Cabanes, A. Sistiaga, J. Machado, ágata Rodríguez, L. Pérez, B. Galván, The black layer of Middle Palaeolithic combustion structures. Interpretation and archaeostratigraphic implications. *J. Archaeol. Sci.* **40**, 2515–2537 (2013).
99. R. Shahack-Gross, A. Ayalon, P. Goldberg, Y. Goren, B. Ofek, R. Rabinovich, E. Hovers, Formation Processes of Cemented Features in Karstic Cave Sites Revealed Using Stable Oxygen and Carbon Isotopic Analyses: A Case Study at Middle Paleolithic Amud Cave, Israel. *Ruth. Anthropocene.* **4**, 151–153 (2013).
100. L. Meignen, P. Goldberg, O. Bar Yosef, in *Kebara Cave, Mt. Carmel, Israel: The Middle and Upper Paleolithic Archaeology. Part 1.*, O. Bar-Yosef, L. Meinen, Eds. (Peabody Museum of Archaeology and Ethnology, Cambridge, 2007).
101. A. Picin, M. Peresani, C. Falguères, G. Gruppioni, J. J. Bahain, San Bernardino Cave (Italy) and the Appearance of Levallois Technology in Europe: Results of a Radiometric and Technological Reassessment. *PLoS One.* **8**, 4–11 (2013).
102. P. Villa, in *Sourcebook of Paleolithic Transitions. Methods, Theories and Interpretations*, M. Camps, P. R. Chauhan, Eds. (Springer, 2009), pp. 265–270.
103. A. Delagnes, L. Meignen, in *Transitions Before the Transition*, E. Hovers, S. L. Kuhn, Eds. (Springer, Boston, 2006), pp. 85–108.
104. A. Turq, *Paléolithique inférieur et moyen entre Dordogne et Lot* (Société des amis du Musée national de préhistoire, Les Eyzies de Tayac., 2000), vol. 2.
105. I. de la Torre, J. Martínez-Moreno, R. Mora, Change and Stasis in the Iberian Middle Paleolithic. *Curr. Anthropol.* **54**, S320–S336 (2013).
106. D. Hérison, thesis, Université de Lille (2012).

107. D. Hérissou, M. Brenet, D. Cliquet, M.-H. Moncel, J. Richter, B. Scott, A. Van Baelen, K. Di Modica, D. De Loecker, N. Ashton, L. Bourguignon, A. Delagnes, J.-P. Faivre, M. Folgado-Lopez, J.-L. Locht, M. Pope, J.-P. Raynal, P. Van Peer, The emergence of the Middle Palaeolithic in north-western Europe and its southern fringes. *Quat. Int.* **411**, 233–283 (2016).
108. J.-L. Locht, D. Hérissou, E. Goual, D. Cliquet, B. Huet, S. Coutard, P. Antoine, P. Feray, Timescales, space and culture during the Middle Palaeolithic in northwestern France. *Quat. Int.* **411**, 129–148 (2016).
109. L. Carmignani, M. H. E. Moncel, P. Fernandes, L. Wilson, Technological variability during the Early Middle Palaeolithic in Western Europe. Reduction systems and predetermined products at the Bau de l'Aubesier and Payre (South-East France). *PLoS One.* **12**, 1–49 (2017).
110. A. Picin, Technological adaptation and the emergence of Levallois in Central Europe: new insight from the Markkleeberg and Zwochau open-air sites in Germany. *J. Quat. Sci.* **33**, 300–312 (2018).
111. C. Mathias, thesis, Université de Perpignan (2018).
112. M. Brenet, thesis, Université de Bordeaux I (2011).
113. M. Frouin, C. Lahaye, M. Hernandez, N. Mercier, P. Guibert, M. Brenet, M. Folgado-Lopez, P. Bertran, Chronology of the middle palaeolithic open-air site of Combe Brune 2 (Dordogne, France): A multi luminescence dating approach. *J. Archaeol. Sci.* **52**, 524–534 (2014).
114. A. Delagnes, J.-F. Tournepiche, D. Armand, E. Desclaux, M.-F. Diot, C. Ferrier, V. LE Fillatre, B. Vandermeersch, M.-F. Diot, Le gisement Pléistocène moyen et supérieur d'Artenac (Saint-Mary, Charente): premier bilan interdisciplinaire. *Bull. la Société Préhistorique Française.* **96**, 469–496 (1999).
115. A. Eixea, V. Villaverde, J. Zilhão, L'évolution des assemblages lithiques des niveaux du Paléolithique moyen de l'Abrigo de la Quebrada (Valencia, Espagne). *Anthropologie.* **122**, 654–678 (2018).
116. A. Delagnes, J. Jaubert, L. Meignen, B. Van-, Dermersch, B. Maureille, in *Les Néandertaliens. Biologie et cultures*, B. Vandermeersch, B. Maureille, Eds. (Paris, Editions d., 2007), pp. 213–229.
117. E. Boëda, *Le concept Levallois: variabilité des méthodes* (Monographie du CRA n°9, Paris, Éditions d., 1994).
118. L. Meignen, *L'abri des Canalettes: un habitat mouste'rien sur les grands Causses (Nant, Aveyron): fouilles 1980–1986.* (Monographie du CRA 10, CNRS., 1993).
119. C. A. Tryon, "Early" Middle Stone Age Lithic Technology of the Kapthurin Formation (Kenya). *Curr. Anthropol.* **47**, 367–375 (2006).
120. S. J. Armitage, S. A. Jasim, A. E. Marks, A. G. Parker, V. I. Usik, H.-P. Uerpmann, The Southern Route "Out of Africa": Evidence for an Early Expansion of Modern Humans into Arabia. *Science.* **331**, 453–457 (2011).
121. J. Scott-Jackson, W. Scott-Jackson, J. I. Rose, in *The evolution of Human Populations in Arabia*, M. D. Petraglia, J. I. Rose, Eds. (Springer, 2010), pp. 125–138.
122. C. A. Tryon, N. T. Roach, M. A. V. Logan, The Middle Stone Age of the northern Kenyan Rift: age and context of new archaeological sites from the Kapedo Tuffs. *J. Hum. Evol.* **55**, 652–664 (2008).
123. G. Wahida, W. Y. Al-Tikriti, M. J. Beech, A. Al-Meqbali, in *The Evolution of Human Populations in Arabia, Vertebrate Paleobiology and Paleoanthropology*, M. D. Petraglia, J. I. Rose, Eds. (Springer Science, 2010; <http://link.springer.com/10.1007/978-90-481-2719-1>), pp. 187–202.
124. K. Bretzke, N. J. Conard, H. P. Uerpmann, Excavations at Jebel Faya - the FAY-NE1 shelter sequence. *Proc. Semin. Arab. Stud.* **44**, 69–81 (2014).

125. A. E. Marks, in *The Prehistory of Nubia, vol I*, W. F., Ed. (Fort Burgwin Research Center and Southern Methodist University Press, Dallas, Dallas, 1968), pp. 194–314.
126. J. I. Rose, V. I. Usik, A. E. Marks, Y. H. Hilbert, C. S. Galletti, A. Parton, J. M. Geiling, V. Černý, M. W. Morley, R. G. Roberts, The Nubian complex of Dhofar, Oman: An African Middle Stone Age industry in Southern Arabia. *PLoS One*. **6** (2011), doi:10.1371/journal.pone.0028239.
127. V. I. Usik, J. I. Rose, Y. H. Hilbert, P. Van Peer, A. E. Marks, Nubian Complex reduction strategies in Dhofar, southern Oman. *Quat. Int.* **300**, 244–266 (2013).
128. R. Crassard, Modalities and characteristics of human occupations in Yemen during the Early/Mid-Holocene. *Comptes Rendus - Geosci.* **341**, 713–725 (2009).
129. P. Van Peer, P. M. Vermeersch, in *Rethinking the human revolution: new behavioural and biological perspectives on the origin and dispersal of modern humans*, P. Mellars, K. Boyle, O. Bar-Yosef, C. Stringer, Eds. (McDonald Institute for Archaeological Research University of Cambridge, Cambridge, 2007), pp. 187–198.
130. R. Crassard, Y. H. Hilbert, A Nubian Complex Site from Central Arabia: Implications for Levallois Taxonomy and Human Dispersals during the Upper Pleistocene. *PLoS One*. **8** (2013), doi:10.1371/journal.pone.0069221.
131. M. Goder-Goldberger, N. Gubenko, E. Hovers, “Diffusion with modifications”: Nubian assemblages in the central Negev highlands of Israel and their implications for Middle Paleolithic inter-regional interactions. *Quat. Int.* **408**, 121–139 (2016).
132. Y. H. Hilbert, R. Crassard, G. Charloux, R. Loreto, Nubian technology in northern Arabia: Impact on interregional variability of Middle Paleolithic industries. *Quat. Int.* **435**, 77–93 (2017).
133. H. Kurashina, thesis, University of California, Berkeley (1978).
134. N. Mercier, H. Valladas, L. Froget, Thermoluminescence Dating of a Middle Palaeolithic Occupation at Sodmein Cave, Red Sea Mountains (Egypt) N. **1**, 1339–1345 (1999).
135. J. R. Smith, A. L. Hawkins, Y. Asmerom, V. Polyak, R. Giegengack, New age constraints on the Middle Stone Age occupations of Kharga Oasis, Western Desert, Egypt. *J. Hum. Evol.* **52**, 690–701 (2007).
136. P. Van Peer, R. Fullagar, S. Stokes, R. M. Bailey, J. Moeyersons, F. Steenhoudt, A. Geerts, T. Vanderbeken, M. De Dapper, F. Geus, The Early to Middle Stone Age Transition and the emergence of modern human behaviour at site 8-B-11 Sai Island, Sudan. *J. Hum. Evol.* **45**, 187–193 (2003).
137. O. Bar-Yosef, in *The geography of Neandertals and modern humans in Europe and the Greater Mediterranean*, O. Bar-Yosef, D. Pilbeam, Eds. (Peabody Museum Bulletins 8, 2000), pp. 107–156.
138. L. Copeland, in *Problems in prehistory: North Africa and the Levant*, A. E. Marks, F. Wendorf, Eds. (SMU Press, Southern M., 1975), pp. 317–350.
139. L. Meignen, O. Bar-Yosef, in *The evolution and dispersal of modern humans in Asia*, T. Akazawa, K. Aoki, T. Kimura, Eds. (Tokyo : Hokusensha, 1992), pp. 129–148.
140. N. Mercier, H. Valladas, Reassessment of TL age estimates of burnt flints from the Paleolithic site of Tabun Cave, Israel. *J. Hum. Evol.* **45**, 401–409 (2003).
141. N. Mercier, H. Valladas, L. Froget, J. L. Joron, J. L. Reyss, S. Weiner, P. Goldberg, L. Meignen, O. Bar-Yosef, A. Belfer-Cohen, M. Chech, S. L. Kuhn, M. C. Stiner, A. M. Tillier, B. Arensburg, B. Vandermeersch, Hayonim Cave: a TL-based chronology for this Levantine Mousterian sequence. *J. Archaeol. Sci.* **34**, 1064–1077 (2007).
142. H. Valladas, N. Mercier, I. Hershkovitz, Y. Zaidner, A. Tsatskin, R. Yeshurun, L. Vialettes, J. L. Joron, J. L. Reyss, M. Weinstein-Evron, Dating the Lower to Middle Paleolithic transition in the Levant: A view from Misliya Cave, Mount Carmel, Israel. *J. Hum. Evol.* **65**, 585–593 (2013).
143. L. Meignen, in *The Lower and Middle Palaeolithic in the Middle East and Neighbouring Regions, Basel Symposium (May 8-10, 2008)*, 85–100 (2011).

144. L. Meignen, in *Neandertals and Modern Humans in Western Asia*, T. Akazawa, K. Aoki, O. Bar-Yosef, Eds. (Plenum Press, New York, 1998), pp. 165–180.
145. D. Wojtczak, in *The Lower and Middle Palaeolithic in the Middle East and Neighbouring Regions*, J.-M. Le Tensorer, R. Jagher, M. Otte, Eds. (ERAUL, Liège, Etudes et., 2014), pp. 289–307.
146. M. C. Stiner, *The faunas of Hayonim Cave, Israel: A 200,000-year record of Paleolithic diet, demography, and society* (Peabody Museum Press, Harvard University, American S., 2005).
147. R. Yeshurun, G. Bar-Oz, M. Weinstein-Evron, Modern hunting behavior in the early Middle Paleolithic: Faunal remains from Misliya Cave, Mount Carmel, Israel. *J. Hum. Evol.* **53**, 656–677 (2007).
148. J. J. Shea, Neandertals, Competition, and the Origin of Modern Human Behavior in the Levant. *Evol. Anthropol.* **12**, 173–187 (2003).
149. B. Vandermeersch, in *The Transition from the Lower to the Middle Palaeolithic and the Origin of Modern Man.*, A. Ronen, Ed. (BAR intern., 1982), pp. 297–300.
150. T. D. McCown, A. Keith, *The Stone Age of Mount Carmel II: The Fossil Human Remains from the Levallois-Mousterian*. (Clarendon Press, Oxford, 1939).
151. J. H. Schwartz, I. Tattersall, Fossil evidence for the origin of *Homo sapiens*. *Am. J. Phys. Anthropol.* **143**, 94–121 (2010).
152. F. McDermott, R. Grün, C. B. Stringer, C. J. Hawkesworth, Mass-spectrometric U-series dates for Israeli Neanderthal/early modern hominid sites. *Nature*. **363**, 252–255 (1993).
153. C. B. Stringer, R. Grün, H. P. Schwarcz, P. Goldberg, ESR dates for the hominid burial site of Qafzeh in Israel. *Nature*. **338**, 733–737 (1989).
154. H. Fleisch, Les habitats Paléolithiques Moyens de Naamé (Liban). *Bull. du Musée Beyrouth*. **23**, 25–37 (1970).
155. L. Copeland, N. Moloney, *The Mousterian Site of Ras el-Kelb, Lebanon* (British Archaeological Reports, 1998).
156. R. Solecki, in *Problems of Prehistory: North Africa and the Levant.*, F. Wendorf, A. E. Marks, Eds. (Southern Methodist University Press, Dallas, 1975), pp. 283–295.
157. T. C. Hauck, thesis, University of Basel (2010).
158. R. Grün, C. Stringer, Tabun revisited: Revised ESR chronology and new ESR and U-series analyses of dental material from Tabun C1. *J. Hum. Evol.* **39**, 601–612 (2000).
159. N. Porat, H. P. Schwarcz, Use of signal subtraction methods in ESR dating of burned flint. *Int. J. Radiat. Appl. Instrumentation. Part. 18*, 203–212 (1991).
160. A. Leroi-Gourhan, Les analyses polliniques au Moyen-Orient. *Paléorient*. **6**, 79–91 (1980).
161. D. E. Bar-Yosef Mayer, B. Vandermeersch, O. Bar-Yosef, Shells and ochre in Middle Paleolithic Qafzeh Cave, Israel: indications for modern behavior. *J. Hum. Evol.* **56**, 307–314 (2009).
162. D. E. Bar-Yosef, The exploitation of shells as beads in the Palaeolithic and Neolithic of the Levant. *Paléorient*. **31**, 176–185 (2005).
163. A. Belfer-Cohen, E. Hovers, In the Eye of the Beholder: Mousterian and Natufian Burials in the Levant. *Curr. Anthropol.* **33**, 463–471 (1992).
164. E. Hovers, S. Ilani, O. Bar-Yosef, B. Vandermeersch, An Early Case of Color Symbolism. *Curr. Anthropol.* **44**, 491–522 (2003).
165. F. d’Errico, H. Salomon, C. Vignaud, C. Stringer, Pigments from the Middle Palaeolithic levels of Es-Skhul (Mount Carmel, Israel). *J. Archaeol. Sci.* **37**, 3099–3110 (2010).
166. R. Rabinovich, E. Hovers, Faunal analysis from Amud Cave: Preliminary results and interpretations. *Int. J. Osteoarchaeol.* **14**, 287–306 (2004).
167. M. Vanhaeren, F. D’Errico, C. Stringer, S. L. James, J. A. Todd, H. K. Mienis, Middle Paleolithic shell beads in Israel and Algeria. *Science*. **312**, 1785–1789 (2006).

168. E. M. L. Scerri, P. S. Breeze, A. Parton, H. S. Groucutt, T. S. White, C. Stimpson, L. Clark-Balzan, R. Jennings, A. Alsharekh, M. D. Petraglia, Middle to Late Pleistocene human habitation in the western Nefud Desert, Saudi Arabia. *Quat. Int.* **382**, 200–214 (2015).
169. R. Crassard, M. D. Petraglia, N. A. Drake, P. Breeze, B. Gratuze, A. Alsharekh, M. Arbach, H. S. Groucutt, L. Khalidi, N. Michelsen, C. J. Robin, J. Schiettecatte, Middle Palaeolithic and Neolithic occupations around Mundafan Palaeolake, Saudi Arabia: Implications for climate change and human dispersals. *PLoS One.* **8** (2013), doi:10.1371/journal.pone.0069665.
170. H. S. Groucutt, T. S. White, L. Clark-balzan, A. Parton, C. Shipton, R. P. Jennings, A. G. Parker, P. S. Breeze, E. M. L. Scerri, A. Alsharekh, M. D. Petraglia, Human occupation of the Arabian Empty Quarter during MIS 5: evidence from Mundafan Al-Buhayrah , Saudi Arabia. *Quat. Sci. Rev.* **119**, 116–135 (2015).
171. M. D. Petraglia, A. Alsharekh, P. Breeze, C. Clarkson, Hominin Dispersal into the Nefud Desert and Middle Palaeolithic Settlement along the Jubba Palaeolake , Northern Arabia. *PLoS One.* **7** (2012), doi:10.1371/journal.pone.0049840.
172. N. Goren-Inbar, *Quneitra: a Mousterian site on the Golan Heights*. (Institute of Archaeology: The Hebrew University of Jerusalem, Jerusalem, 1990).
173. G. Sharon, M. Oron, The lithic tool arsenal of a Mousterian hunter. *Quat. Int.* **331**, 167–185 (2014).
174. A. Malinsky-Buller, R. Ekshtain, E. Hovers, Organization of lithic technology at 'Ein Qashish, a late Middle Paleolithic open-air site in Israel. *Quat. Int.* **331**, 234–247 (2014).
175. E. Hovers, in *Neandertals and Modern Humans in Southwest Asia*, T. Akazawa, K. Aoki, O. Bar-Yosef, Eds. (Plenum Press, New York, 1998), pp. 143–163.
176. D. O. Henry, *Neanderthals in the Levant. Behavioral organization and the beginnings of human modernity* (Continuum, 2003).
177. L. Meignen, in *The Definition and Interpretation of Levallois Technology*, H. L. Dibble, O. B.-Yosef, Eds. (Prehistory Press, Madison, Monographs., 1995), pp. 361–380.
178. M. Goder-Goldberger, The Khormusan: Evidence for an MSA East African industry in Nubia. *Quat. Int.* **300**, 182–194 (2013).
179. W. J. Rink, H. P. Schwarcz, S. Weiner, P. Goldberg, L. Meignen, O. Bar-Yosef, Age of the Mousterian industry at Hayonim Cave, Northern Israel, using electron spin resonance and $^{230}\text{Th}/^{234}\text{U}$ methods. *J. Archaeol. Sci.* **31**, 953–964 (2004).
180. L. Meignen, in *Neandertals and modern humans in Western Asia*, T. Akazawa, K. Aoki, O. Bar-Yosef, Eds. (Springer, Boston, 2002), pp. 165–180.
181. T. C. Hauck, Mousterian technology and settlement dynamics in the site of Hummal (Syria). *J. Hum. Evol.* **61**, 519–537 (2011).
182. S. El Zaatari, The central Levantine corridor: The Paleolithic of Lebanon. *Quat. Int.* **466**, 33–47 (2018).
183. M. D. Petraglia, A. M. Alsharekh, R. Crassard, N. A. Drake, H. Groucutt, A. G. Parker, R. G. Roberts, Middle Paleolithic occupation on a Marine Isotope Stage 5 lakeshore in the Nefud Desert, Saudi Arabia. *Quat. Sci. Rev.* **30**, 1555–1559 (2011).
184. T. M. Rosenberg, F. Preusser, J. Risberg, A. Plikk, K. A. Kadi, A. Matter, D. Fleitmann, Middle and Late Pleistocene humid periods recorded in palaeolake deposits of the Nefud desert, Saudi Arabia. *Quat. Sci. Rev.* **70**, 109–123 (2013).
185. H. S. Groucutt, E. M. L. Scerri, L. Lewis, L. Clark-Balzan, J. Blinkhorn, R. P. Jennings, A. Parton, M. D. Petraglia, Stone tool assemblages and models for the dispersal of *Homo sapiens* out of Africa. *Quat. Int.* **382**, 8–30 (2015).
186. M. Goder-Goldberger, thesis, The Hebrew University of Jerusalem (2014).
187. M. Mussi, F. Altamura, R. Macchiarelli, R. T. Melis, E. E. Spinapolice, Garba III (Melka Kunture, Ethiopia): A MSA site with archaic *Homo sapiens* remains revisited. *Quat. Int.*

343, 28–39 (2014).

188. L. E. Morgan, P. R. Renne, Diachronous dawn of Africa's Middle Stone Age: new $^{40}\text{Ar}/^{39}\text{Ar}$ ages from the Ethiopian Rift. *Geology*. **36**, 967–970 (2008).

189. A. Beyin, A surface Middle Stone Age assemblage from the Red Sea coast of Eritrea: Implications for Upper Pleistocene human dispersals out of Africa. *Quat. Int.* **300**, 195–212 (2013).

190. E. M. L. Scerri, The North African Middle Stone Age and its place in recent human evolution. *Evol. Anthropol. Issues, News, Rev.* **26**, 119–135 (2017).

191. D. I. Olszewski, H. L. Dibble, S. P. McPherron, U. A. Schurmans, L. Chiotti, J. R. Smith, Nubian Complex strategies in the Egyptian high desert. *J. Hum. Evol.* **59**, 188–201 (2010).

192. P. M. Vermeersch, P. Van Peer, E. Paulissen, Middle Palaeolithic chert quarrying at Nazlet Khater 3. **7**, 99–111 (2002).

193. P. Van Peer, Interassemblage variability and Levallois styles: The case of the Northern African Middle Palaeolithic. *J. Anthropol. Archaeol.* **10**, 107–151 (1991).

194. P. M. Vermeersch, Palaeolithic Quarrying Sites in Upper and Middle Egypt. *Egypt. Prehistory Monogr.* (2002).

Acknowledgments

The excavations at Neshar Ramla site were conducted by Y.Z. on behalf of the Zinman Institute of Archaeology, the University of Haifa. We thank Prof. Erella Hovers and Dr. Andrew W. Kendel for their comments and suggestions. Tal Rogovski made photographs of the lithic artifacts.

Funding: This work was funded by a grant from the Israel Science Foundation (1773/15). The anthropological study was funded by the Dan David Foundation. The human remains were scanned at the Shmunis Family Anthropology Institute at Tel Aviv University. The zooarchaeological study was supported by the Israel Science Foundation (1258/17).

Author Contributions: The study was conceived by Y.Z., L.C., M.P., R.S., H.M., and I.H. The lithic artifacts were studied by Y.Z., M.P., M.S. and O.V. The TL dating analysis was performed by N.M., G.G. and H.V. The ESR/U-series dating analysis was performed by C.F., M.R., O.T. and E.P.B. The U-series dating analysis was performed by A.G. and C.P. The OSL dating analysis was performed by N.P. The refitting and the drawings of the lithic artefacts were conducted by L.C. Three-dimensional refitting was conducted by G.H. Lithic raw materials were studied by R.E. Faunal remains were studied by R.Y. and Z.T.-Y. Geoarchaeology and the use of fire were studied by D.E.F. and R.S.G. Geology and sinkhole formation processes were studied by A.F.; L.C, M.P., R.E., and G.H prepared the figures. All authors drafted the manuscript text and helped in interpreting the data. **Competing interests:** The authors declare no competing interests. **Data and materials availability:** Raw data related to the lithic technology are available from the corresponding author upon request.