

Evaluation using latent class models of the diagnostic performances of three ELISA tests commercialized for the serological diagnosis of *Coxiella burnetii* infection in domestic ruminants

Thibaut Lurier^{1,2}, Elodie Rousset³, Patrick Gasqui¹, Carole Sala⁴, Clément Claustre¹, David Abrial¹, Philippe Dufour³, Renée de Crémoux⁵, Kristel Gache⁶, Marie Laure Delignette-Muller⁷, Florence Ayral², Elsa Jourdain¹
1- UMR EpiA; 2- USC 1233; 3- Q fever NRL; 4- EAS Unit ; 5- UMT PSR; 6- GDS France; 7- UMR 5558

Context and objectives

Context

- ELISA methods are recommended for the serological diagnosis of *Coxiella burnetii* infection in ruminants
- Without Gold Standard, accurate estimates of their Sensitivity (Se) and Specificity (Sp) are lacking

Objectives

- Assess Se and Sp of the ELISA tests available in France in sheep, goats and cattle
- Estimate optimal sample sizes considering sensitivity and specificity at herd level

Name used in the current study	Test 1	Test 2	Test 3
Commercial name	IDEXX Q fever Ab test	PrioCHECK™ Ruminant Q Fever	ID.Vet ID Screen® Q fever indirect multi-species
Manufacturer	IDEXX	ThermoFisher Scientific	Innovative Diagnostics
Strain used for antigen production	Isolated from ticks (Nine Mile reference strain)	Isolated from an ewe	Isolated from a cow
Conjugate	Secondary antibodies binding to ruminant IgG	G protein	G protein

Characteristics of the three ELISA tests commercialized in France

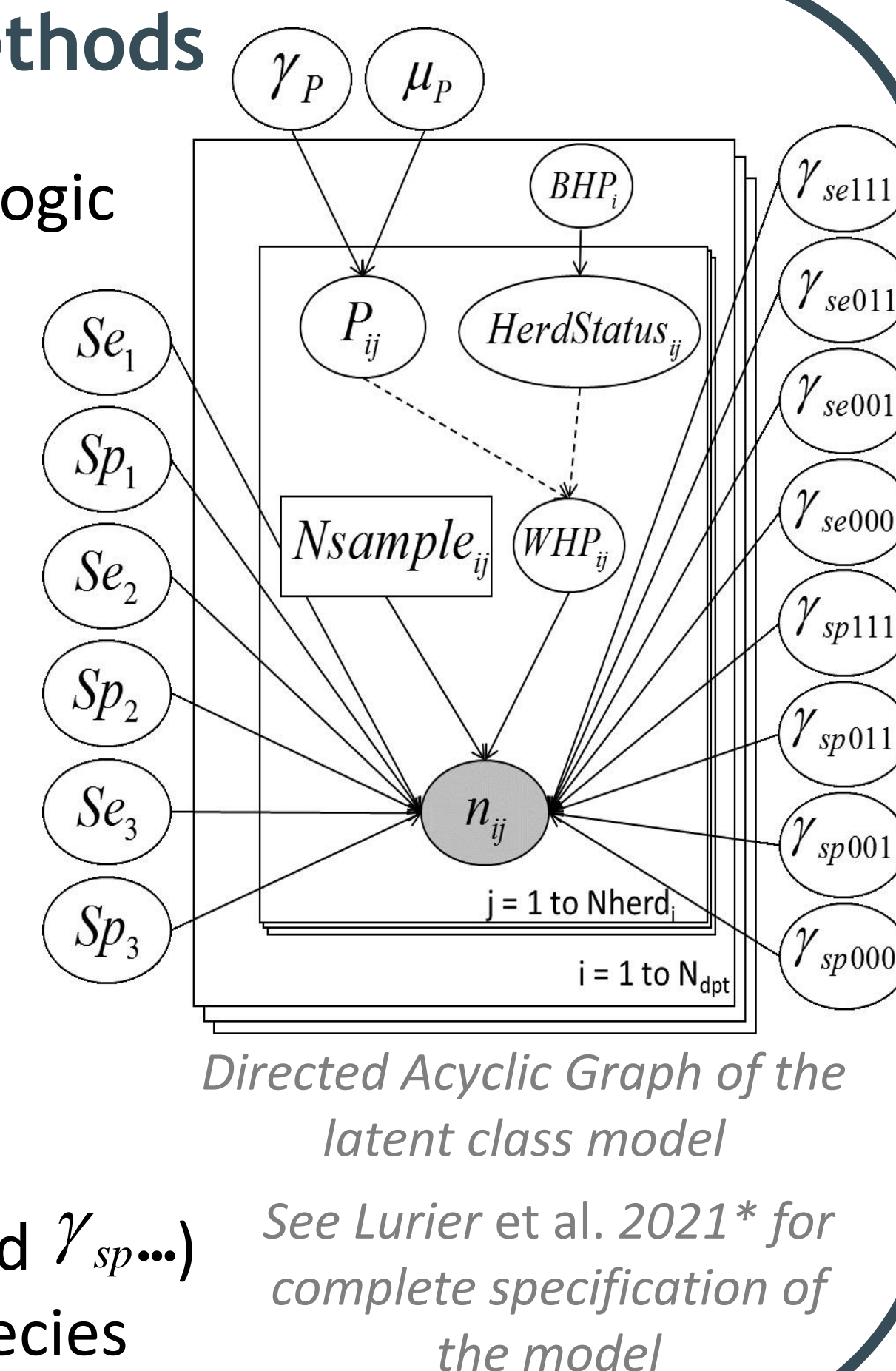
Material and methods

Data

- Sub-sample of a larger epidemiologic study (Gache *et al* 2017)
- 1 413 **cows** from 106 herds
- 1 474 **goats** from 103 herds
- 1 432 **ewes** from 99 herds
- Serum collected and analyzed with the three ELISA tests at the NRL for Q fever

Latent class model

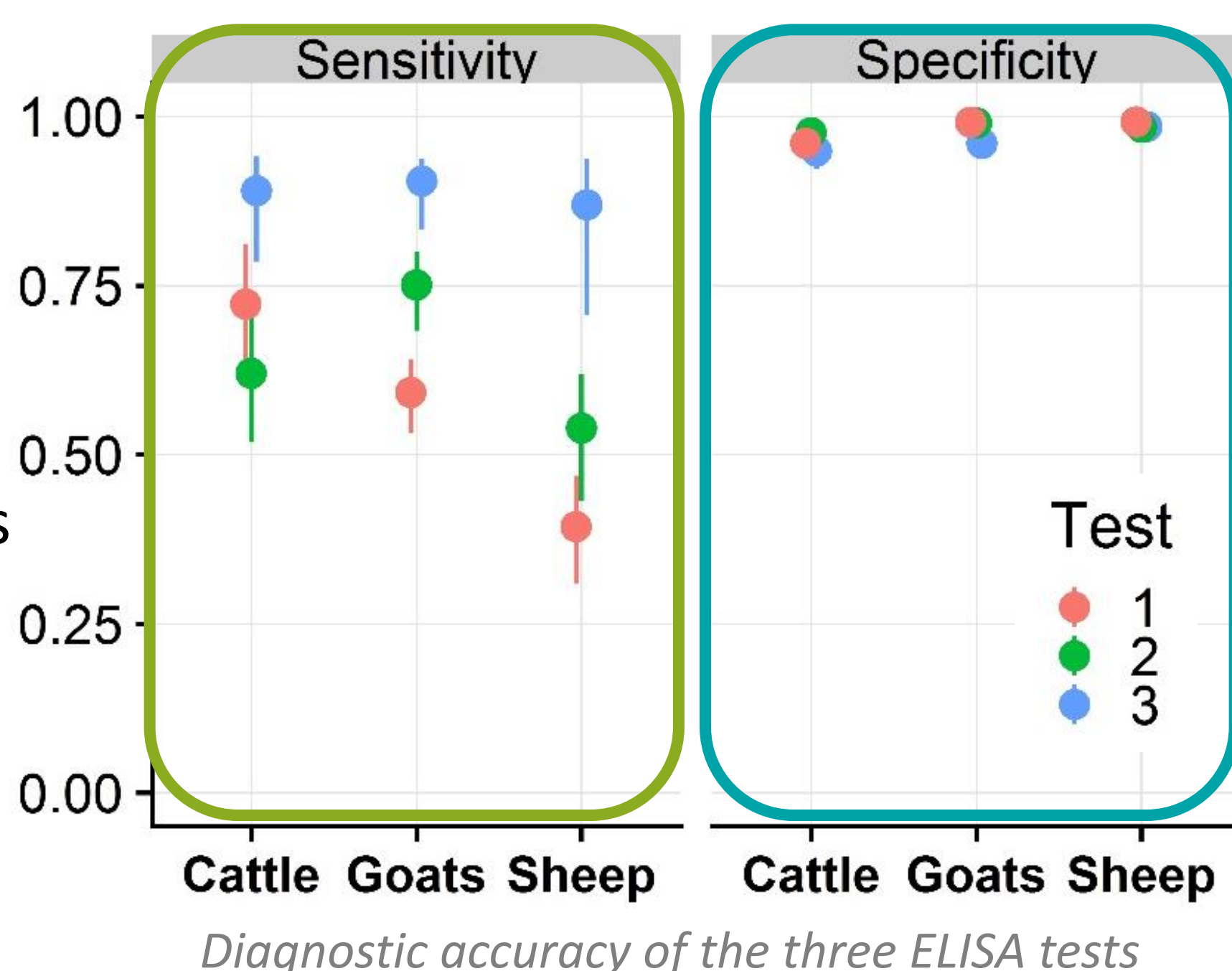
- Modeling of the cross-classified test results (n_{ij})
- Accounting for conditional dependence between tests ($\gamma_{se...}$ and $\gamma_{sp...}$)
- One model for each ruminant species



Results at individual level

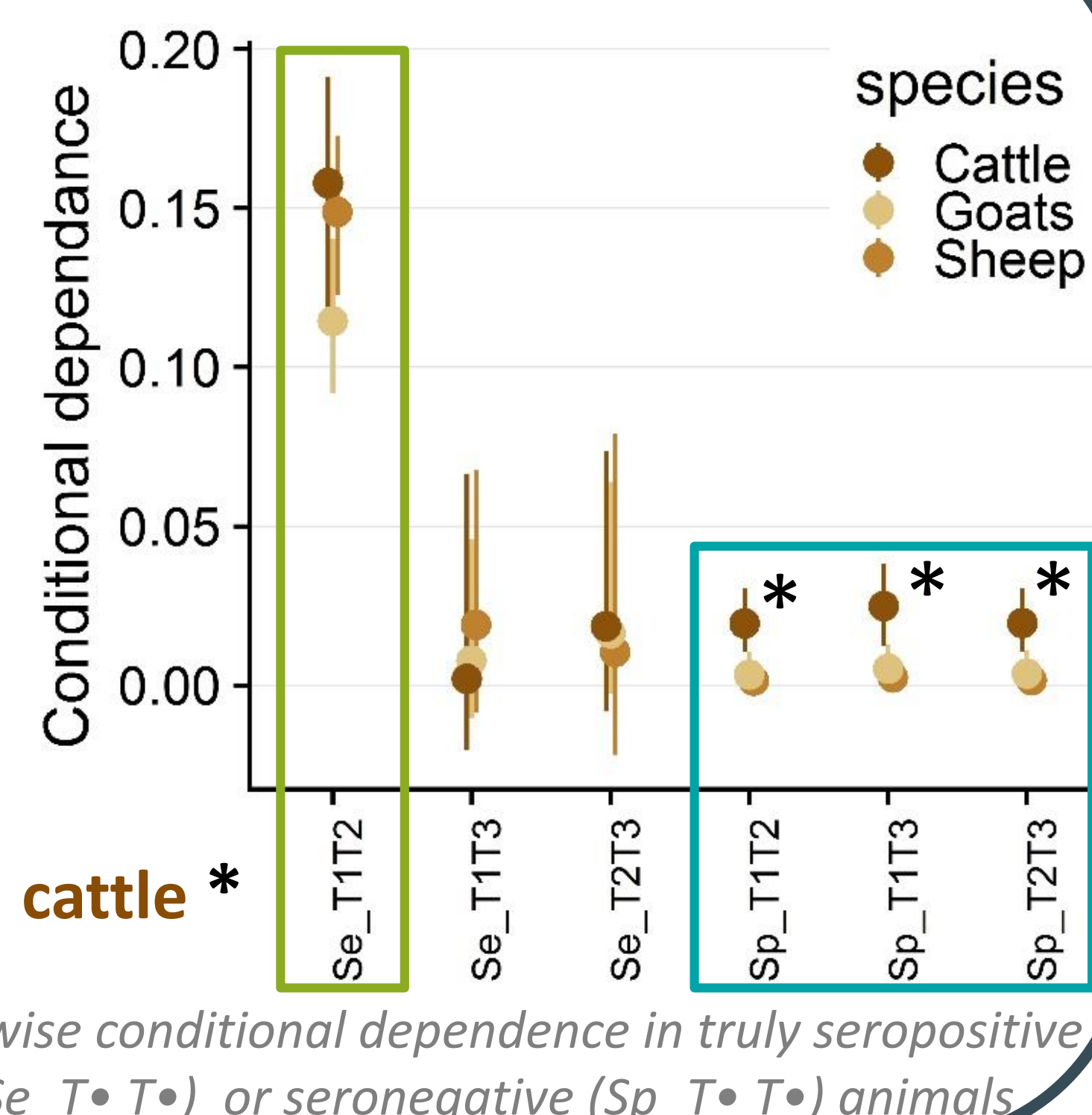
Se and Sp estimates

- Low Se** especially in sheep
- High Sp** but lower in cattle
- Test 3** was the most sensitive in all species but also the least specific
- Tests were **not equivalent** for each ruminant species



Conditional dependence (CD)

- High CD between tests 1 and 2** in seropositive animals
⇒ Tests 1 and 2 tended to be **falsely negative at the same time**
- Negligible CD in seronegative sheep and goats**
⇒ False positive results were **rare and independent** for the three tests
- Low but positive CD in seronegative cattle ***
⇒ False positive results were **rare but dependent** in cattle



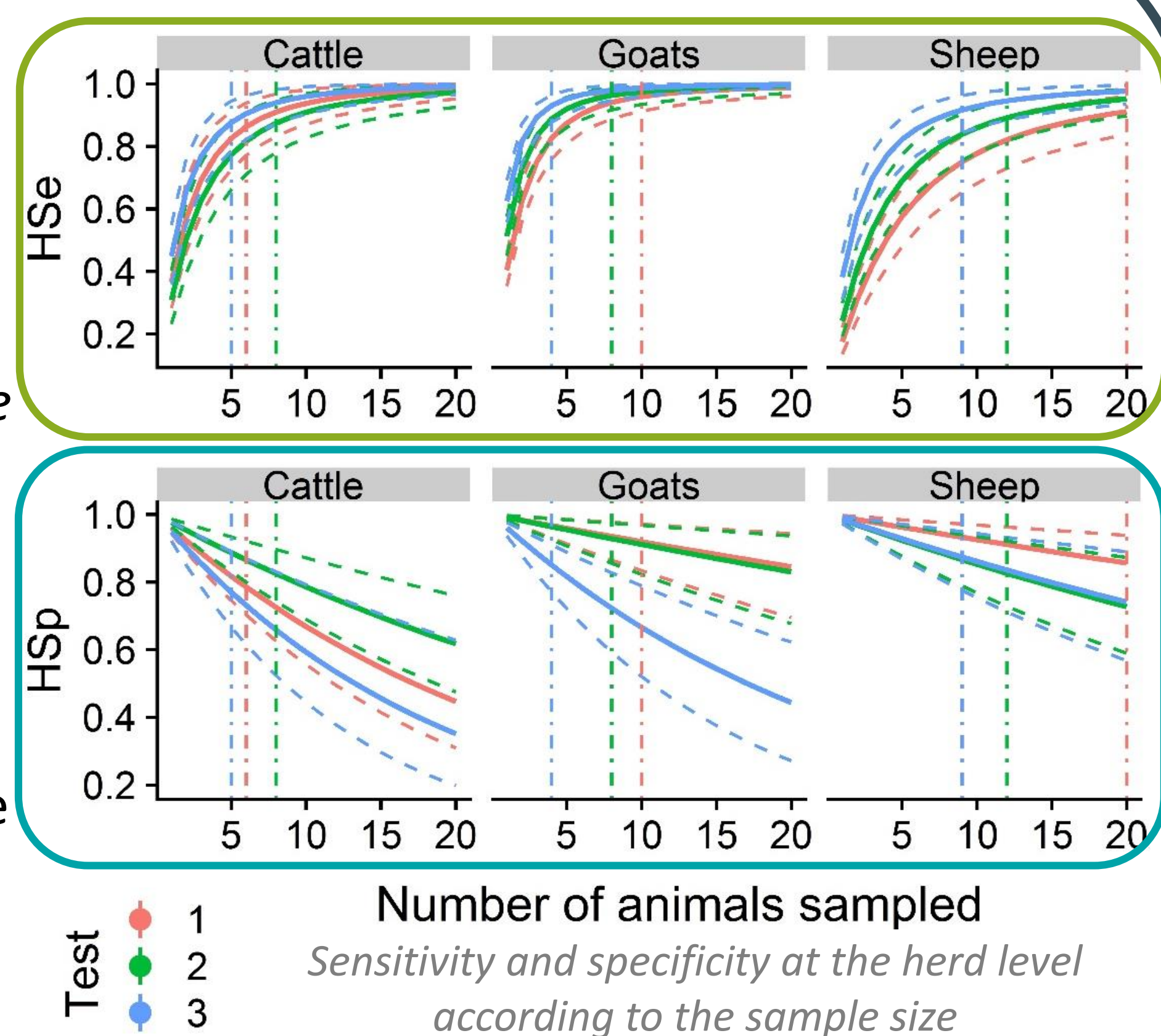
Results at herd level

Definitions

- HSe** = Probability that **at least one** animal sampled is positive using one test in a **positive herd**
 - HSp** = Probability that **none** of the animals sampled is positive using one test in a **negative herd**
- ⇒ Calculated with a sample size varying from 1 to 20 animals

Results

- HSe increased** with the sample size while **HSp decreased**
- Test 3** had the worse HSp



⇒ The **optimal sample size** maximizing both HSe and HSp **varied from 3 to at least 20** animals depending on the test and ruminant species

Discussion

- Unbiased estimation** of Se and Sp without relying on an imperfect gold standard
- Compared to other studies : **similar Sp** but **lower Se**
⇒ Account for the high conditional dependence in seropositive animals between tests 1 and 2 (see poster #232)
- Applicability of Se and Sp estimated limited to a sero-epidemiological context (**different from herds with abortion** in which the test is often performed in practice)

Perspectives

- Account for the Se and Sp of the ELISA tests to **accurately assess the seroprevalences** of Q fever
- Need to reassess Se and Sp of the tests in an **abortive context**
- Discrepancies between tests and perspectives of application for an harmonization of the ELISA tests

* Lurier, T., Rousset, E., Gasqui, P., Sala, C., Claustre, C., Abrial, D., Dufour, P., de Crémoux, R., Gache, K., Delignette-Muller, M.L., Ayral, F., Jourdain, E., 2021. Evaluation using latent class models of the diagnostic performances of three ELISA tests commercialized for the serological diagnosis of *Coxiella burnetii* infection in domestic ruminants. Veterinary Research 52, 56. <https://doi.org/10.1186/s13567-021-00926-w>