



**HAL**  
open science

## Electrochemical hydrogen production from biomass

Cyrielle Dolle, Neha Neha, Christophe Coutanceau

► **To cite this version:**

Cyrielle Dolle, Neha Neha, Christophe Coutanceau. Electrochemical hydrogen production from biomass. *Current Opinion in Electrochemistry*, 2022, 31, pp.100841. 10.1016/j.coelec.2021.100841 . hal-03771511

**HAL Id: hal-03771511**

**<https://cnrs.hal.science/hal-03771511>**

Submitted on 7 Sep 2022

**HAL** is a multi-disciplinary open access archive for the deposit and dissemination of scientific research documents, whether they are published or not. The documents may come from teaching and research institutions in France or abroad, or from public or private research centers.

L'archive ouverte pluridisciplinaire **HAL**, est destinée au dépôt et à la diffusion de documents scientifiques de niveau recherche, publiés ou non, émanant des établissements d'enseignement et de recherche français ou étrangers, des laboratoires publics ou privés.

# 1                    **Electrochemical hydrogen production from biomass**

2                    Cyrielle Dolle<sup>1</sup>, Neha Neha<sup>1</sup>, Christophe Coutanceau<sup>\*,1,2</sup>

3                    <sup>1</sup> IC2MP, Université de Poitiers, UMR CNRS 7285, 4 rue Michel Brunet, 86073

4                    Poitiers cedex 9, France

5                    <sup>2</sup> French Research Network on Hydrogen (FRH2), CNRS research federation n°2044

6  
7                    \* Corresponding authors: christophe.coutanceau@univ-poitiers.fr

8  
9                    **Abstract.** Thermodynamic data indicate that the oxidation of oxygenated organic  
10 species originating from biomass instead of water at the anode of an electrolysis cell  
11 should allow decreasing the cell voltage below 1.23 V. Bio-sourced alcohols, polyols,  
12 sugars, lignocellulosic compounds, and their derivatives are then electro-reformed to  
13 produce clean hydrogen at the cathode and compounds at the anode of electrolysis  
14 cells. The reported studies highlight the main challenges to make electro-reforming a  
15 future industrial process: higher reaction kinetics and hydrogen evolution rate, better  
16 selectivity of anode catalysts towards the formation of CO<sub>2</sub> or added-value compounds,  
17 and utilization of non-strategical metals. An attractive solution to decrease hydrogen  
18 production costs and to make bankable other economic activities consists in directly  
19 valuing wastes from agriculture/forestry (lignocellulosic raw materials) and/or wastes  
20 from biofuel industries.

21  
22                    **Keyword:** Biomass, Electro-reforming, Hydrogen, Oxidation, thermodynamics

## 24 **1. Introduction.**

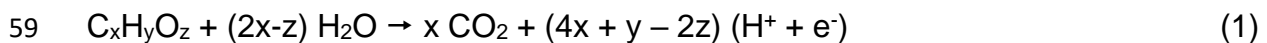
25 According to a report of the International Energy Agency in 2018, the world production  
26 of hydrogen in 2014 was ca.100 million tons, with almost 44 % as by-product (fatal  
27 hydrogen)<sup>1</sup>. The world consumption of hydrogen in 2018 was estimated around  
28 74 million tons, with 5 to 10 % growth forecast<sup>2</sup> supported by the increasing demands  
29 of ammonia for fertilizers and of methanol for fine chemistry, the refinery of heavier and  
30 dirtier oil sources, the more drastic environmental regulations on sulfur emission, and  
31 the increasing interest for hydrogen as energy carrier<sup>3</sup>. Indeed, the hydrogen molecule  
32 has a very high specific energy density (33 kWh kg<sup>-1</sup>, which is twice that of methane  
33 and about 3 times that of gasoline). Nowadays, 96 % of hydrogen is produced from  
34 non-sustainable thermochemical routes using fossil resources<sup>4</sup> (ca. 48 % from natural  
35 gas or methane steam reforming, 30 % from oil partial oxidation and 18 % from coal  
36 gasification), generating high amounts of CO<sub>2</sub><sup>5</sup>. Only 4 % of hydrogen is manufactured  
37 by water electrolysis. However, classical thermochemical technologies for hydrogen  
38 production being already implemented in oil refinery, their adaptation for the production  
39 of hydrogen from lignocellulosic biomass has been proposed<sup>1,6,7</sup> (the annual  
40 production of lignocellulosic biomass is 4.6 billion tons from agricultural residues and  
41 7 billion tons from grass and forests)<sup>8</sup>.

42 Biological and electrochemical processes with lower TRLs (technology readiness  
43 levels) are also considered for hydrogen production<sup>6</sup>. Hydrogen electrochemical  
44 production through proton reduction in acidic media and water reduction in alkaline  
45 media at the cathode, and oxidation of oxygenated organic compounds (OOCs) from  
46 biomass at the anode of an electrolysis cell (EC)<sup>9</sup> is equivalent to an electro-reforming  
47 reaction. Although electro-reforming processes are less mature than thermochemical  
48 routes and water electrolysis (TRL 9 for alkaline electrolyzers and TRL 5-7 for proton

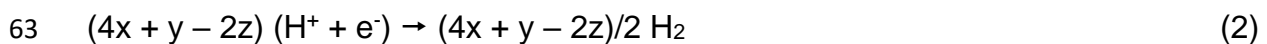
49 exchange membrane electrolyzers), they have important advantages: mild operating  
50 conditions, lower energy consumption, clean hydrogen production without downstream  
51 purification processes, and the possibility of co-production of value-added compounds  
52 at the anode of the EC.<sup>10</sup> The present contribution is focused on recent developments  
53 and trends concerning the electro-reforming of biomass.

## 54 **2. Thermodynamics and kinetics**<sup>11</sup>

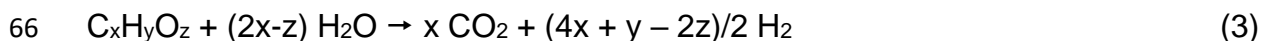
55 The electrooxidation of an OOC with general formula  $C_xH_yO_z$  into gaseous  $CO_2$  and  
56 protons at the anode of an EC (Fig. 1 shows the working principle of a proton exchange  
57 membrane electro-reforming cell -PEMEC-) occurs on appropriate catalysts according  
58 to the following reaction:



60 Protons formed at the anode cross the electrolyte and are reduced into dihydrogen at  
61 the cathode of the EC in the presence of electrons coming from the external electric  
62 circuit:

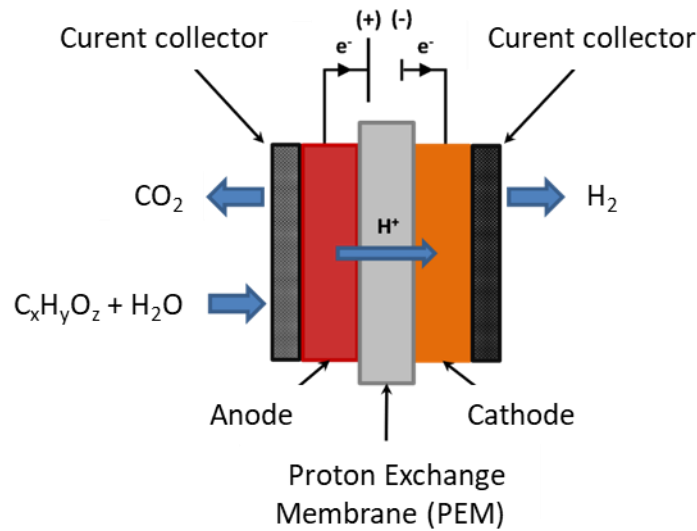


64 The electrical equilibrium between both electrodes implies the overall reaction (3),  
65 which corresponds to the electrochemical reforming of  $C_xH_yO_z$  into  $H_2$  and  $CO_2$ :



67 From the thermodynamic data at  $T = 298$  K under standard conditions ( $p = 0.1$  MPa,  
68 compounds considered in their standard state) related to the formation of  $H_2O$ ,  $CO_2$ ,  
69 and  $C_xH_yO_z$  ( $\Delta G^\circ_f$  and  $\Delta H^\circ_f$ ), the Hess's law allows calculating the thermodynamic data  
70  $\Delta G^\circ_{rev}$  and  $\Delta H^\circ_{rev}$  associated to the electrolysis of water and electro-reforming of OOCs  
71 into  $CO_2$  and  $H_2$ , and further the reversible cell voltage  $U^\circ_{rev}$ . Water electrolysis and  
72 OOC electro-reforming being endothermic reactions ( $\Delta H^\circ_{rev} > 0$  kJ mol<sup>-1</sup>), energy must  
73 be provided to the systems to initiate the reactions. The standard enthalpy of formation

74 of compounds, that is  $\Delta H_{f,C_xH_yO_z}^\circ$ , has then to be considered instead of  $\Delta G_{f,C_xH_yO_z}^\circ$ , and  
 75 the additional overvoltage related to the entropy change  $\Delta S_{f,C_xH_yO_z}^\circ$  ( $\Delta H_{f,C_xH_yO_z}^\circ =$   
 76  $\Delta G_{f,C_xH_yO_z}^\circ + T\Delta S_{f,C_xH_yO_z}^\circ$ ) leads to the so-called standard thermoneutral cell voltage  
 77  $U_{\text{therm.}}$



78

79 **Fig. 1.** Working principle of a proton exchange membrane electrolysis cell for the electroreforming of  
 80 oxygenated organic compounds.

81 All the OOCs in Table 1 lead to standard reversible and thermoneutral cell voltages  
 82 much lower than those for water electrolysis. Then, the electrical energy theoretically  
 83 needed (that is only proportional to the cell voltage) to produce one mole of hydrogen  
 84 from  $C_xH_yO_z$  is much lower than that for water electrolysis, and consequently the  
 85 energy cost of hydrogen production is lowered.

86 When a current is crossing the EC, the cell voltage deviates from the reversible one  
 87 towards higher values. The electrical energy ( $W_e$ ) consumed at a cell voltage  $U_{\text{elec}}(I)$   
 88 will then exceed the values calculated from the thermoneutral cell voltage:

89 
$$W_e \text{ (kWh Nm}_{\text{H}_2}^{-3})} = \frac{nF}{3600 \times V_m} \times U_{\text{elec}}(I) = 2.191 \times U_{\text{elec}}(I) \quad (4)$$

90 
$$W_e \text{ (kWh kg}_{\text{H}_2}^{-1})} = \frac{nF}{3600 \times M_{\text{H}_2}} \times U_{\text{elec}}(I) = 26.8 \times U_{\text{elec}}(I) \quad (5)$$

91 where  $n$  is the number of moles of electrons involved for the production of one mole of  
 92  $H_2$  ( $n = 2$ ),  $F$  is the Faraday constant ( $F = 96485 \text{ C mol}^{-1}$ ),  $V_m$  is the molar volume of a  
 93 perfect gas ( $V_m = 24.465 \text{ dm}^3 \text{ mol}^{-1}$  at 298 K),  $M_{H_2}$  is the molar weight of  $H_2$  ( $M_{H_2} =$   
 94  $0.002 \text{ kg mol}^{-1}$ ) and  $I$  is the current crossing the EC.

95 The hydrogen production rate is directly related to the electrical current  $I$  crossing the  
 96 cell:

$$97 \quad I = nFv = 2F \times \frac{d[H_2]}{dt} \quad (6)$$

98 where  $v$  is the reaction rate and  $\frac{d[H_2]}{dt}$  the rate of hydrogen formation.

99 Then, the volume of hydrogen as a function of the electro-reforming time at constant  
 100 current can be estimated as follows:

$$101 \quad \frac{dV_{H_2}}{dt} = V_m \times \frac{d[H_2]}{dt} = V_m \times \frac{I}{2F} \quad (7)$$

102 The volume of hydrogen produced over the period  $\Delta t$  is then:

$$103 \quad V_{H_2} = V_m \times \frac{I \times \Delta t}{2F} \quad (8)$$

104 **Tableau 1.** Thermodynamic data for the formation of  $H_2O$ ,  $CO_2$ , and  $C_xH_yO_z$  molecules ( $\Delta H^\circ_f$  and  $\Delta G^\circ_f$ )  
 105 at 298 K under standard conditions, values of  $\Delta H^\circ_{rev}$  et  $\Delta G^\circ_{rev}$ , and cell voltages ( $U^\circ$  and  $U^\circ_{therm}$ ).

	Carbon dioxide $CO_2$	Water $H_2O$	Methanol $CH_3OH$	Ethanol $CH_3CH_2OH$	Glycerol $C_3H_8O_3$	Glucose $C_6H_{12}O_6$
$\Delta G^\circ_f$ (kJ mol <sup>-1</sup> )	-394.4	-237.2	-166.3	-174.8	-438.5	-917.2
$\Delta H^\circ_f$ (kJ mol <sup>-1</sup> )	-393.5	-285.8	-238.9	-277.7	-669.6	-1273.3
$\Delta G^\circ_{rev}$ (kJ mol <sup>-1</sup> )	-	+237.2	+9.1	+97.6	-33.1	-26
$\Delta H^\circ_{rev}$ (kJ mol <sup>-1</sup> )	-	+285.8	+131.2	+348.1	+343.5	+944.2
$n_{e^-}$	-	2	6	12	14	24
$n_{H_2}$	-	1	3	6	7	12
$\Delta h^\circ_{rev}$ (kJ mol <sub><math>H_2</math></sub> <sup>-1</sup> )		+285.8	+43.7	+58.0	+49.1	+78.7
$U^\circ_{rev}$ (V)	-	1.23	0.016	0.084	-0.024	-0.012
$U^\circ_{therm}$ (V)	-	1.48	0.227	0.301	0.254	0.265

### 106 **3. Electroreforming of oxygenated organic compounds from biomass**

107 Particular attention was brought to alcohols as hydrogen sources because they were  
108 thoroughly studied for applications in direct alcohol fuel cells<sup>12</sup>. Methanol was first  
109 considered due to its simplicity and high reactivity. The electro-conversion of 2 M  
110 methanol solution at 90 °C in a PEMEC fitted with PtRu/C as anode catalyst, a  
111 Nafion<sup>®</sup>117 membrane and Pt-WC/C as cathode catalyst allowed reaching current  
112 densities as high as 0.5 A cm<sup>-2</sup> at a cell voltage of +0.6 V<sup>13</sup>. Lamy et al.<sup>14</sup> analyzed the  
113 kinetics of methanol oxidation on the PtRu(1:1)/C anode catalyst of a PEMEC as a  
114 function of methanol concentration and working temperature, and evaluated the  
115 hydrogen evolution rate at the Pt/C cathode of the PEMEC. They reached current  
116 densities of 0.1 A cm<sup>-2</sup> for a cell voltage of +0.8 V at 85 °C. But methanol is a toxic  
117 compound generally obtained from partial oxidation of methane. Amongst alcohols  
118 presented in Table 1, ethanol is bio-sourced. Caravaca et al.<sup>15</sup> reported the  
119 electrochemical reforming of a 6 M ethanol solution in a PEMEC (40%Pt - 20%Ru/C  
120 as anode catalyst, 20% Pt/C as cathode catalyst and a proton conducting Sterion<sup>®</sup>  
121 membrane as electrolyte). They obtained an onset cell voltage of ca. +0.4 V. At a cell  
122 voltage of +1.0 V the current densities increased from 0.05 to 0.2 A cm<sup>-2</sup> with  
123 temperature increasing from 40 °C to 80 °C. Lamy et al.<sup>16</sup> decreased the onset cell  
124 voltage down to +0.25 V in a PEMEC fitted with a PtSnRu anode, a Pt/C cathode, and  
125 a Nafion<sup>®</sup> 117 membrane; they obtained a current density of 0.13 A cm<sup>-2</sup> at +1.0 V and  
126 20 °C.

127 For kinetics reasons the electro-oxidation of alcohols and polyols is often performed in  
128 alkaline media<sup>17</sup>. The electro-reforming of biomass-derived alcohols (2 M ethanol and  
129 glycerol in 2 M KOH electrolyte) was studied at 60 °C on Rh/C<sup>18</sup> and Au–Pd/C<sup>19</sup> anode  
130 catalysts, with a Pt/C cathode for the H<sub>2</sub> evolution reaction. The onset voltage was +0.3

131 V, and hydrogen was produced with energy consumptions lower than 20 kWh kg<sub>H2</sub><sup>-1</sup>.  
132 Gonzales-Cobos et al.<sup>20</sup> carried out glycerol electro-reforming (2 M glycerol in 0.5 M  
133 NaOH electrolyte) at 20 °C in an EC fitted with a Pt<sub>9</sub>Bi<sub>1</sub>/C anode and a Pt/C cathode;  
134 they obtained hydrogen production rates of 0.11 and 0.23 (Nm<sub>H2</sub>)<sup>3</sup> h<sup>-1</sup>m<sup>-2</sup> and electrical  
135 energy consumptions of 15.0 and 20.2 kWh (kg<sub>H2</sub>)<sup>-1</sup>, for cell voltages of +0.55 V and  
136 +0.70 V, respectively.

137 Bio-sourced alcohols and polyols are often obtained from sugar fermentation. This  
138 supplementary step increases the cost for the whole hydrogen production process.  
139 The direct feeding of an electro-reformer with glucose and xylose for hydrogen  
140 production has then been considered<sup>21</sup>. Glucose and xylose (0.1 and 0.5 M in 0.1 M  
141 NaOH aqueous electrolyte) were electro-reformed at 20 °C using a Pd<sub>3</sub>Au<sub>7</sub>/C anode  
142 catalyst and a Pt/C cathode catalyst at +0.4 V, +0.6 V and +0.8 V, with hydrogen  
143 production costs ranging from 1.60 € to 3.20 € kg<sub>H2</sub><sup>-1</sup>, lower than those from wind, solar  
144 or nuclear water electrolysis (between 4.15 \$ kg<sup>-1</sup> and 23.27 \$ kg<sup>-1</sup>). Replacing the  
145 Pd<sub>3</sub>Au<sub>7</sub>/C anode catalyst by a Pt<sub>9</sub>Bi<sub>1</sub>/C one allowed electro-reforming 0.1 M glucose in  
146 0.1 M NaOH electrolyte at +0.3 V<sup>22</sup> with an energy consumption of only 7 kWh kg<sub>H2</sub><sup>-1</sup>.  
147 Raw biomass, i.e., lignin<sup>23</sup> and cellulose<sup>24</sup>, were also considered for the  
148 electrochemical production of hydrogen. For example, electro-reforming of lignin and  
149 cellulose using a polyoxometalate as anode catalyst was performed<sup>24</sup> with an electric  
150 consumption of ca. 8.5 kWh kg<sub>H2</sub><sup>-1</sup> for a current density of 0.2 A cm<sup>-2</sup>.

#### 151 **4. Drawbacks, advantages, and perspectives of biomass electro-reforming for** 152 **hydrogen production**

153 Electro-reforming of OOCs leads to EC voltages much lower than those for water  
154 electrolysis. But the achieved current densities, i.e., the hydrogen evolution rates, are  
155 also much lower (a few tens/hundreds mA cm<sup>-2</sup> for OOC electro-reforming against



156 several A cm<sup>-2</sup> for water electrolysis). Higher temperatures<sup>23,25</sup> or bigger size of the  
157 electro-reformer, as well as the development of more active catalysts<sup>26</sup>, can help to  
158 improve the hydrogen evolution rate.

159 Platinum group metals (PGMs) are often used as catalysts for electro-reforming  
160 reactions: they allow decreasing the electrooxidation onset potential of OOCs and  
161 reaching acceptable current densities at low cell voltages. But these materials are rare  
162 and strategic, making the technology expensive as in the case of fuel cells<sup>27</sup>. PGM-  
163 based catalysts display low selectivity towards CO<sub>2</sub> formation owing to their low ability  
164 to break the C-C bonds of OOCs. Therefore, the overall reaction efficiency is lowered.  
165 To increase the selectivity towards CO<sub>2</sub> formation, higher cell voltages  $U$  (anode  
166 potentials  $E_a$ , the cell voltage  $U$  being the difference between the anode potential  $E_a$   
167 and the cathode potential  $E_c$ ,  $U = E_a - E_c$ ) must be applied, which implies higher energy  
168 consumption and hydrogen production cost. Here, the use of non-PGM-based  
169 catalysts is certainly more relevant, making the electro-reformer less costly. Table 2  
170 gives the prices of different metals used as catalysts for biomass electro-reforming<sup>28</sup>.

171 **Tableau 2.** Prices of selected metals often used in anode of the EC for electro-reforming of oxygenated  
172 organic compounds from biomass.

Metal	PGM					Non-PGM	
	Pt	Pd	Au	Rh	Ru	Ni	Co
Price (€ kg <sup>-1</sup> )	~34,500	~80,400	~49,000	~700,000	~8,500	~16	~47

173 The electro-reforming of glycerol on Ni-based catalysts occurs with very high selectivity  
174 towards HCOO<sup>-</sup> formation, i.e., much better efficiency for hydrogen production due to  
175 C-C bond breaking<sup>29</sup>. The reaction is driven by the Ni<sup>2+</sup>/Ni<sup>3+</sup> redox transition that  
176 imposes anode potentials ( $E_a$ ) higher than +1.2 V vs. RHE, and therefore higher energy  
177 consumption. In addition, the oxidation of OOCs into CO<sub>2</sub> at moderate anode potentials  
178 is not achieved and remains then the Grail Quest for electrochemists.



191 On the other hand, biofuel industries generate important amounts of small OOCs as  
192 bioproducts. The production of first-generation biofuels from vegetal oil methanolysis  
193 generates ca. 10 wt% glycerol as by-product<sup>32</sup>. The production of second-generation  
194 biofuels from lignocellulosic biomass (cellulose, hemicellulose, and lignin) thermal  
195 treatment generates long-chain OCCs (for biofuel synthesis by hydrodeoxygenation  
196 reactions -HDO-) and small-chain OOCs (C5 and C6 sugars and derivatives)<sup>33,34</sup>. The  
197 C-C bond being difficult to break at low anode potentials, e.g., at low cell voltages, the  
198 electro-reforming of these by-products allows producing hydrogen simultaneously with  
199 value-added compounds of industrial interest<sup>20,21,22</sup>. Such approaches could make the  
200 biofuel industry more profitable and allow developing full integrated biorefineries  
201 generating zero waste. Figures 2a and 2b display the flow chart of the production of  
202 biofuels, hydrogen, and fine chemicals from raw biomass conversion.

## 203 **5. Conclusion**

204 Electrochemical hydrogen production coupled with renewable energies is undoubtedly  
205 an unavoidable alternative to thermoneutral methods based on fossil resources. In this  
206 context, thermodynamic data clearly speak for electro-reforming of OOCs instead of  
207 water electrolysis. However, hydrogen evolution rates remain very low compared with  
208 water electrolysis. Larger amounts of PGM-based catalysts in anodes, bigger system  
209 dimensions or higher metal loadings will increase the capital expenditure (CAPEX).  
210 Replacement of PGMs by less costly Ni-based catalysts involves higher cell voltages,  
211 increasing the operational expenditure (OPEX). Moreover, the previous production of  
212 electro-reactive OOCs impacts the energy and cost balance of the electro-reforming  
213 process.

214 OOCs produced as by-products/wastes by the biofuels industry, for example, can be  
215 electro-reformed into hydrogen and value-added compounds, which can help to make

216 this industry more profitable and virtuous in the green chemistry point of view. In all  
217 cases, development of very active catalysts, and very selective towards either CO<sub>2</sub>  
218 (highest efficiency of the electro-reformer), or a given value-added compounds (no  
219 separation processes), is mandatory. The coupling with other activation methods  
220 (sonochemistry, enzymes, bacteria, etc)<sup>35,36</sup> can also help to improve activity and/or  
221 selectivity.

222 The electro-reforming concept becomes very attractive in terms of sustainability,  
223 energy saving, low hydrogen production cost, etc., and more and more research  
224 groups get involved insuring the future development of this technology.

#### 225 **Acknowledgements.**

226 The authors thank the European Union (FEDER, Econat Project), the “Région Nouvelle  
227 Aquitaine” and the INCREASE research federation (FR CNRS 3707) for financial  
228 supports.

229 **Declaration of interest:** none

230

231

## References

---

1. M. Binder, M. Kraussler, M. Kuba, M. Luisser. Hydrogen from biomass gasification. IEA Bioenergy: Task 33. Reinhard Rauch, Ed., (2018) ISBN, 978-1-910154-59-5. \*\* Based on a large bibliography, the authors presented the current and future development of hydrogen production from thermochemical conversion of biomass.
2. <https://www.ifpenergiesnouvelles.com/issues-and-foresight/decoding-keys/renewable-energies/all-about-hydrogen>. (assessed April 27th, 2021)
3. International Energy Agency. The Future of Hydrogen: Report prepared by the IEA for the G20, Japan (2019). <https://www.iea.org/reports/the-future-of-hydrogen> (accessed May 19th, 2021). \*\* Based on a large bibliography, the authors analysed the current state of play for hydrogen and offered guidance on its future development.
4. A. Arregi, M. Amutio, G. Lopez, J. Bilbao, M. Olazar. Evaluation of thermochemical routes for hydrogen production from biomass: A review. *Energy Convers. Manag.* 165 (2018) 696–719. DOI: 10.1016/j.enconman.2018.03.089. \*\*The authors compared different thermochemical reactor configurations for hydrogen production working under different operating conditions and using different catalysts.
5. F. Suleman, I. Dincer, M. Agelin-Chaab, Environmental impact assessment and comparison of some hydrogen production options. *Int. J. Hydrogen Energy* 40 (2015) 6976–6987. DOI: 10.1016/j.ijhydene.2015.03.123
6. T. Lepage, M. Kammoun, Q. Schmetz, A. Richel. Biomass-to-hydrogen: A review of main routes production, processes evaluation and techno-economical assessment. *Biomass Bioenerg.* 144 (2021) 105920. DOI: 10.1016/j.biombioe.2020.105920. \*\* The authors compared thermochemical processes, biological conversion electrochemical methods for hydrogen production from biomass. They concluded that biomass-hydrogen-based processes are promising options that still require improvements to produce larger competitive volumes.
7. P. Nikolaidis, A. Poullikkas. A comparative overview of hydrogen production processes. *Renew. Sus. Energ. Rev.* 67 (2017) 597–611.
8. N. Dahmen, I. Lewandowski, S. Zibek, A. Weidtmann. Integrated lignocellulosic value chains in a growing bioeconomy: status quo and perspectives. *Bioenerg.* (2019) 107–117. DOI: 10.1111/gcbb.12586.
9. W. Liu, C. Liu, P. Gogoi, Y. Deng. Overview of Biomass Conversion to Electricity and Hydrogen and Recent Developments in Low-Temperature Electrochemical Approaches. *Engineering* 6 (2020) 1351–136. DOI: 10.1016/j.eng.2020.02.021
10. Y.X. Chen, A. Lavacchi, H. A. Miller, M. Bevilacqua, J. Filippi, M. Innocenti, A. Marchionni, W. Oberhauser, L. Wang, F. Vizza. Nanotechnology makes biomass electrolysis more energy efficient than water electrolysis. *Nat. Comm.* 5 (2014) 4036. DOI: 10.1038/ncomms5036. \*\*These authors demonstrated that electro-reformers operating with biomass-derived alcohols allow producing hydrogen to levels as high as

---

conventional water PEM electrolyzers with lower energy consumption and simultaneous production of valuable by-products.

11. C. Lamy, C. Coutanceau, S. Baranton. Production of clean hydrogen by the electrochemical reforming of oxygenated organic compounds, in “Hydrogen and Fuel cells primers”, B. Pollet (Ed.), Elsevier, Amsterdam, 2020. \*\* These authors provided a comprehensive review of the electroreforming of oxygenated organic compounds into hydrogen based on analyses of thermodynamics and kinetics aspects.

12. C. Coutanceau, S. Baranton. Electrochemical conversion of alcohols for hydrogen production: a short overview. *WIREs Energy Environ.* (2016) 388-400. doi: 10.1002/wene.193

13. Z. Hu, M. Wu, Z. Wei, S. Song, P. K. Shen PK. Pt-WC/C as a cathode electrocatalyst for hydrogen production by methanol electrolysis. *J Power Sources* 166 (2007) 166:458–461.

14. C. Lamy, B. Guenot, M. Cretin, G. Pourcelly. Kinetics analysis of the electrocatalytic oxidation of methanol inside a DMFC working as a PEM electrolysis cell to generate clean hydrogen. *Electrochim. Acta* 177 (2015) 352-358. DOI: 10.1016/j.electacta.2015.02.069.

15. A. Caravaca, F. M. Sapountzi, A. de Lucas-Consuegra, C. Molina-Mora, F. Dorado, J. L. Valverde. Electrochemical reforming of ethanolewater solutions for pure H<sub>2</sub> production in a PEM electrolysis cell. *Int.J. Hydrogen Energy* 37 (2012) 9504-9513. DOI: 10.1016/j.ijhydene.2012.03.062.

16. C. Lamy, T. Jaubert, S. Baranton, C. Coutanceau. Clean hydrogen generation through the electrocatalytic oxidation of ethanol in a Proton Exchange Membrane Electrolysis Cell (PEMEC): Effect of the nature and structure of the catalytic anode. *J. Power Sources* 245 (2014) 927-936. DOI: 10.1016/j.jpowsour.2013.07.028.

17. E. Antolini. Glycerol Electro-Oxidation in Alkaline Media and Alkaline Direct Glycerol Fuel Cells. *Catalysts* 9 (2019) 980. DOI: 10.3390/catal9120980

18. M. V. Pagliaro, M. Bellini, M. Bevilacqua, J. Filippi, M. G. Folliero, A. Marchionni, H. A. Miller, W. Oberhauser, S. Caporali, M. Innocenti, Francesco Vizza. Carbon supported Rh nanoparticles for the production of hydrogen and chemicals by the electroreforming of biomass-derived alcohols. *RSC Adv.* 7 (2017) 13971–13978. DOI:

19. H. A. Miller, M. Bellini, F. Vizza, C. Hasenöhr, R. D. Tilley. Carbon supported Au–Pd core–shell nanoparticles for hydrogen production by alcohol electroreforming. *Catal. Sci. Technol.* 6 (2016) 6870–6878. DOI: 10.1039/c6cy00720a

20. J. González-Cobos, S. Baranton, C. Coutanceau. Development of Bismuth-Modified PtPd Nanocatalysts for the Electrochemical Reforming of Polyols into Hydrogen and Value-Added Chemicals. *ChemElectroChem* 3 (2016) 1694 – 1704. DOI: 10.1002/celec.201600147

- 
21. T. Rafaïdeen, N. Neha, B. Roméo S. Kouamé, S. Baranton, C. Coutanceau. Electroreforming of Glucose and Xylose in Alkaline Medium at Carbon Supported Alloyed Pd<sub>3</sub>Au<sub>7</sub> Nanocatalysts: Effect of Aldose Concentration and Electrolysis Cell Voltage. *Clean Technol.* 2 (2020) 184–203. DOI:10.3390/cleantechnol2020013. \* The authors present the electroreforming of glucose and xylose on an active Pd<sub>3</sub>Au<sub>7</sub>/C catalyst under different operating conditions, with an analysis of the faradaic and chemical efficiency, and an evaluation of the energy consumption and production cost.
22. N. Neha, B. S. R. Kouamé, T. Rafaïdeen, S. Baranton, C. Coutanceau. Remarkably Efficient Carbon-Supported Nanostructured Platinum-Bismuth Catalysts for the Selective Electrooxidation of Glucose and Methyl-Glucoside. *Electrocatalysis* 12 (2021) 1–14. DOI: 10.1007/s12678-020-00586-y. \*The authors present an outstanding Pt<sub>9</sub>Bi<sub>1</sub>/C catalyst for the electroreforming of oligosaccharides with 100 % faradaic yield and selectivity towards desired compounds together with hydrogen production at very low cell voltages (energy consumption).
23. A. Caravaca, W. Eunice Garcia-Lorefice, S. Gil, A. de Lucas-Consuegra, P. Vernoux. Towards a sustainable technology for H<sub>2</sub> production: Direct lignin electrolysis in a continuous-flow Polymer Electrolyte Membrane reactor. *Electrochem. Comm.* 100 (2019) 43–47. DOI: 10.1016/j.elecom.2019.01.016
24. W. Liu, Y. Cui, X. Du, Z. Zhang, Z. Chao, Y. Deng. High efficiency hydrogen evolution from native biomass electrolysis. *Energy Environ. Sci.* 9 (2016) 467–472. DOI: 10.1039/c5ee03019f. \* The authors presented a novel electrolysis approach for hydrogen evolution directly from native biomasses, such as cellulose, lignin, wood and grass powders, to hydrogen at low temperature using a non-PGM anode catalyst (aqueous polyoxometalate)
25. T. Hibino, K. Kobayashi, M. Nagao, S. Teranishi. Hydrogen Production by Direct Lignin Electrolysis at Intermediate Temperatures. *ChemElectroChem* 4 (2017) 3032–3036. DOI: 10.1002/celec.201700917
26. B. You, X. Liu, N. Jiang, Y. A Sun. general strategy for decoupled hydrogen production from water splitting by integrating oxidative biomass valorization. *J. Am. Chem. Soc.* 138 (2016) 13639–13646. DOI: 10.1021/jacs.6b07127. \*The authors developed a general strategy for decoupled H<sub>2</sub> generation from water splitting by combining oxidative biomass (ethanol, benzyl alcohol, furfural, furfuryl alcohol, and 5-hydroxymethylfurfural) upgrading to value-added products with a low-cost and hierarchically porous Ni<sub>3</sub>S<sub>2</sub>/NF bifunctional electrocatalyst.
27. B. G. Pollet, S. S. Kocha, I. Staffell. Current status of automotive fuel cells for sustainable transport. *Curr. Opin. Electrochem.* 16 (2019) 90–95. DOI: /10.1016/j.coelec.2019.04.021
28. (a) Cours des Métaux Précieux : or, platine, argent, palladium (diamants-infos.com). Accessed May 7, 2021. (b) Agosi Allgemeine Gold- und Silberscheideanstalt AG. Accessed May 7, 2021

- 
29. M. S. E. Houache, R. Safari, U. O. Nwabarac, T. Rifaideen, G. A. Botton, P. J. A. Kenis, S. Baranton, C. Coutanceau, E. A. Baranova. Selective Electrooxidation of Glycerol to Formic acid over Carbon Supported Ni<sub>1-x</sub>M<sub>x</sub> (M= Bi, Pd and Au) Nanocatalysts and Co-Electrolysis of CO<sub>2</sub>. *ACS Appl. Energy Mat.* 3 (2020) 8725-8738. DOI: 10.1021/acsaem.0c01282.
30. T. Hibino, K. Kobayashi, M. Ito, Q. Ma, M. Nagao, M. Fukui, S. Teranishi. Efficient Hydrogen Production by Direct Electrolysis of Waste Biomass at Intermediate Temperatures. *ACS Sustainable Chem. Eng.* 6 (2018) 9360–9368. DOI: 10.1021/acssuschemeng.8b01701. \* The authors described the direct lignin electrolysis at 150 °C in a PtFe/C / Sn<sub>0.9</sub>In<sub>0.1</sub>P<sub>2</sub>O<sub>7</sub> (150 μm)/ Pt/C cell at an onset voltage of ca. 0.25 V, with high current efficiencies of ca. 100% for hydrogen production at the cathode and approximately 85 % CO<sub>2</sub> production at the anode.
31. H. Zhao, D. Lu, J. Wang, W. Tu, D. Wu, S. W. Koh, P. Gao, Z. J. Xu, S. Deng, Y. Zhou, B. You, H. Li. Raw biomass electroreforming coupled to green hydrogen generation. *Nat. Commun.* 12 (2021) 2008. DOI: 10.1038/s41467-021-22250-9. \*The authors electrooxidized the most abundant natural amino biopolymer chitin to acetate with over 90% yield in hybrid electrolysis and an overall energy consumption reduced by 15% with respect to water oxidation.
32. M. R. Monteiro, C. L. Kugelmeier, R. S. Pinheiro, M. O. Batalha, A. S. César. Glycerol from biodiesel production: Technological paths for sustainability. *Renew. Sus. Energy Rev.* 88 (2018) 109-122. DOI: 10.1016/j.rser.2018.02.019
33. H. Wie, W. Liu, X. Chen, Q. Yang, J. Li, H. Chen. Renewable bio-jet fuel production for aviation: A review. *Fuel* 254 (2019) 115599, <https://doi.org/10.1016/j.fuel.2019.06.007>
34. H. Wang, Y. Duan, Q. Zhang, B. Yang. Effects of Sugars, Furans, and their Derivatives on Hydrodeoxygenation of Biorefinery Lignin-Rich Wastes to Hydrocarbons. *ChemSusChem* 11 (2018) 2562 – 2568.
35. N. Neha, Md H. Islam, S Baranton, C. Coutanceau, B. Pollet. Assessment of the beneficial combination of electrochemical and ultrasonic activation of compounds originating from biomass. *Ultrason. Sonochem.* 63 (2020) 104934. DOI: 10.1016/j.ultsonch.2019.104934
36. A. Kadier, M.S. Kalil, A. Mohamed, H.A. Hasan, P. Abdeshahian, T. Fooladi, A. A. Hamid. Microbial electrolysis cells (MECs) as innovative technology for sustainable hydrogen production: fundamentals and perspective applications. *Hydrog. Prod. Technol.* (2017) 407–457. DOI: 10.1002/9781119283676.ch11.