



HAL
open science

Higher-order trace conditioning in newborn rabbits

Gérard Coureaud, Nina Colombel, Patricia Duchamp-Viret, Guillaume Ferreira

► **To cite this version:**

Gérard Coureaud, Nina Colombel, Patricia Duchamp-Viret, Guillaume Ferreira. Higher-order trace conditioning in newborn rabbits. *Learning and Memory*, 2022, 29 (10), pp.349-354. 10.1101/lm.053607.122 . hal-03795923

HAL Id: hal-03795923

<https://cnrs.hal.science/hal-03795923>

Submitted on 4 Oct 2022

HAL is a multi-disciplinary open access archive for the deposit and dissemination of scientific research documents, whether they are published or not. The documents may come from teaching and research institutions in France or abroad, or from public or private research centers.

L'archive ouverte pluridisciplinaire **HAL**, est destinée au dépôt et à la diffusion de documents scientifiques de niveau recherche, publiés ou non, émanant des établissements d'enseignement et de recherche français ou étrangers, des laboratoires publics ou privés.

1 **Brief Communication**

2

3

4 Higher-order trace conditioning in newborn rabbits

5

6

7 Gérard Coureaud¹, Nina Colombel^{1,2}, Patricia Duchamp-Viret¹, Guillaume Ferreira²

8 ¹*Sensory NeuroEthology Group, Lyon Neuroscience Research Center, INSERM U1028,*

9 *CNRS UMR 5292, Lyon 1 University, Jean-Monnet University, Bron, France; ² FoodCircus*

10 *group, NutriNeuro Lab, INRAE 1286, Bordeaux University, Bordeaux, France.*

11

12 Corresponding author: Gérard Coureaud, Centre de Recherche en Neurosciences de Lyon

13 (Lyon Neuroscience Research Center), 95 Boulevard Pinel, 69675 Bron cedex, France.

14 E-mail: gerard.coureaud@cnr.fr

15

16 *Running title:* Neonatal trace conditioning

17

18 *Number of pages:* 15

19 *Number of figures:* 3

20 *Number of words:* (i) abstract: 98; (ii) text (excluding abstract, literature cited,
21 acknowledgements, and figure legends): 3229.

22

23 Key Words: Newborn, olfaction, memory, trace, temporality, sensory preconditioning,
24 second-order conditioning.

25

26

27

28 **Abstract**

29 Temporal contingency is a key factor in associative learning but remains weakly investigated
30 early in life. Few data suggest simultaneous presentation is required for young to associate
31 different stimuli, whereas adults can learn them sequentially. Here, we investigated the ability
32 of newborn rabbits to perform sensory preconditioning and second-order conditioning using
33 trace intervals between odor presentations. Strikingly, pups are able to associate odor stimuli
34 with 10- and 30-sec intervals in sensory preconditioning and second-order conditioning,
35 respectively. The effectiveness of higher-order trace conditioning in newborn rabbits reveals
36 that very young animals can display complex learning despite their relative immaturity.

37

38 **Text**

39 Temporal contiguity between stimuli is usually considered essential for associative learning in
40 adult individuals (Pavlov 1927). However, first-order conditioning remains effective when a
41 trace interval (TI), usually 10 to 30 sec, is inserted between the conditioned stimulus (CS) and
42 unconditioned stimulus (US) (e.g., Kamin 1954; Ost et al. 1968; Kirkpatrick and Balsam
43 2016). In higher-order conditioning such as sensory preconditioning and second-order
44 conditioning, two CSs, CS1 and CS2, are paired before or after the CS1 is paired with a US,
45 respectively (Brogden 1939; Rescorla 1980a). Here again, conditioning is possible in adult
46 rats when the CS1 and CS2 are separated by a short TI, and this is true for both sensory
47 preconditioning (Silver and Meyer 1954; Lavin 1976; Lyn and Capaldi 1994; Holmes and
48 Westbrook 2017) and second-order conditioning (Rescorla 1982, Stout et al. 2004).

49 Very young individuals exhibit robust first- and higher-order conditioning when pairings
50 involved simultaneous presentations of the to-be-conditioned stimuli (Cheslock et al. 2003;
51 for review: Cuevas and Giles 2016). However, a few studies suggest that they might be
52 particularly sensitive to the insertion of a TI between stimulus presentation in training (e.g.,

53 first-order conditioning: Moye and Rudy 1987; Ivkovich et al. 2000; Barnet and Hunt 2005;
54 higher-order conditioning: Cheatle and Rudy 1979; Cheslock et al. 2003). Indeed, sequential
55 conditioning becomes more efficient with age in human infants (Cuevas and Giles 2016) and
56 young animals (Chen et al. 1991).

57 In the European rabbit, newborns can learn new odorants through first- and higher-order
58 conditioning. The mammary pheromone (MP) emitted by lactating rabbit females in their
59 milk not only triggers stereotyped orocephalic movements allowing for pups to search and
60 grasp the maternal nipples (Coureaud 2001; Schaal et al. 2003) but also remarkably promotes
61 associative odor learning. Indeed, the MP acts as a US inducing appetitive conditioning to an
62 odorant (CS1) by simultaneous and brief pairing: 24h later, the CS1 triggers a conditioned
63 orocephalic searching-grasping response similar to the response triggered by the US
64 (Coureaud et al. 2006, 2009). Rabbit pups are also able to respond to a second odorant (CS2)
65 when CS1+MP pairing is followed by simultaneous CS1+CS2 pairing, demonstrating second-
66 order conditioning (Coureaud et al. 2011), but also when simultaneous exposure to CS1+CS2
67 preceded CS1+MP pairing, demonstrating sensory preconditioning (Coureaud et al. 2013).
68 These higher-order conditionings seem to be associative in nature as unpaired presentations of
69 either CS1 and US or CS1 and CS2 impede CS2 responding (Coureaud et al. 2011, 2013). In
70 particular, sensory preconditioning and second-order conditioning do not occur if CS1 and
71 CS2 are separated by a 1-min TI (Coureaud et al. 2011, 2013). However, the effectiveness of
72 shorter TIs in supporting higher-order conditioning remains to be evaluated in newborn
73 rabbits. The present study provides this evaluation.

74 To that goal we used 305 newborn rabbits (from 64 litters) and odorants A, B and MP (see
75 below) purchased from Sigma-Aldrich (France). Only 4 or 5 pups per litter were used per
76 experiment (they were included in a single group, i.e. not used in more than one condition).
77 To avoid interference with the pups' prandial state (Montigny et al. 2006) experiments always

78 occurred at 10:30 a.m., one hour before the daily nursing. Statistics consisted in comparison
79 of proportion of responding pups to the stimuli by the Cochran Q test and χ^2 test of McNemar
80 when pups from a same group are tested to distinct stimuli, and χ^2 test of Pearson when pups
81 from distinct groups are tested to the same stimulus.

82 First, in order to confirm that simultaneous pairing of CS1+CS2 promotes sensory
83 preconditioning, 1-day old pups (n = 15) were exposed in a behavioral room (adjacent to the
84 animal housing room) by sub-group of 5 neonates as a maximum (in order to optimize their
85 exposure) to a mixture of odorants A (ethyl-isobutyrate, 10^{-5} g/ml) and B (ethyl maltol, 10^{-5}
86 g/ml). The exposure happened in a plastic basin through a scented cotton glove positioned 1
87 cm above the litter for 5 min (timer-controlled by a second experimenter) then immediately
88 retired. On day 2, the pups were conditioned to odorant A by simultaneous pairing with MP
89 (2-methylbut-2-enal, 10^{-5} g/ml) for 5 min in a new basin and through a new glove (the basins
90 were rinsed with alcohol, water and then dried after each use; the gloves were used only once
91 per experiment). On day 3, the pups were individually tested in an oral activation test (e.g.
92 Schaal et al. 2003; Coureaud et al. 2009, 2011, 2013) during which each pup was immobilized
93 in one hand of the experimenter, its head being left free, and the test odor was presented for
94 10 s with a glass-rod 0.5 cm in front of the nares. The response was positive when the
95 stimulus elicited vigorous scanning movements of the head during stretching toward the rod
96 followed by oral grasping of the rod; non-responding pups displayed no response but sniffing.
97 Under the present conditions, the pups responded to both odorants A and B as well as to MP
98 (A vs. B vs. MP: Cochran's Q test = 2, $P = 0.37$). For second-order conditioning, 1-day-old
99 pups (n = 9) were conditioned to odorant A (by simultaneous pairing with MP for 5 min) and
100 exposed on day 2 to A+B for 5 min (here and hereafter: same procedure of exposure as
101 above). On day 3, pups responded in a strong and similar manner to A, B and MP (A vs. B vs.
102 MP: $Q = 2$, $P = 0.37$).

103 To determine if an TI between presentations of neutral odorants would affect sensory
104 preconditioning, 1-day-old pups were exposed to odorants A then B for 2.5 min each with a
105 10-sec (n = 15) or 30-sec TI (n = 15); the exposure to each odorant was made in distinct
106 basins separated by more than 1 meter in a permanently ventilated room, to avoid any
107 contamination between the different odorants. On day 2, they were conditioned to odorant A
108 (by simultaneous pairing with MP for 5 min). Strikingly, pups responded strongly and
109 similarly on day 3 to A, B and MP after 10-sec TI (A vs. B vs. MP: $Q = 3$, $P = 0.22$).
110 However, pups responded to A and MP but not to B after 30-sec TI (A vs. B vs. MP: $Q = 18$,
111 $P < 0.001$; 2 x 2 comparisons by χ^2 test of McNemar: B vs. MP or A: $\chi^2 \geq 7.1$, $P < 0.01$) (Fig.
112 1A-B). These results support the presence of sensory preconditioning in the 10- but not the
113 30-sec condition. Indeed, the proportions of responders to A after 10- and 30-sec TI were
114 strong and similar ($\chi^2 < 0.5$, $P > 0.05$) while they dropped dramatically to B after 30-
115 compared to 10-sec TI ($\chi^2 = 13.5$, $P < 0.001$).

116 Similar results were obtained when preconditioning to A then B was followed by
117 conditioning to B (Fig. 1C-D) and after reverse exposure to the odorants (B then A) during
118 preconditioning then conditioning to odorant A or B (Fig. 1E-H): pups responded to A, B and
119 MP after 10-sec TI but only to the conditioned odorant after 30-sec TI (n = 10 per group; $Q =$
120 2 , $P > 0.05$ with 10 sec of TI; $Q > 12$, $\chi^2 \geq 7.1$, and $P < 0.05$ in comparisons between A and B
121 or MP with 30 sec of TI; drop in responsiveness to A in Fig. C vs. D and G vs. H: $\chi^2 \geq 7.2$, P
122 < 0.05 , and in responsiveness to B between the 10- and 30-sec condition in Fig. E-F: $\chi^2 = 9.8$,
123 $P < 0.01$). Therefore, two main results emerged from these data: 1) sensory preconditioning
124 was still effective when a short TI (10-sec) takes place between the odorants during initial
125 exposure, and 2) it was present and equivalent in the forward (CS2//CS1, CS1+US) and
126 backward (CS1//CS2, CS1+US) protocols.

127 To assess whether second-order conditioning would also tolerate TIs, 1-day-old pups were
128 conditioned to odorant A (by simultaneous pairing with MP for 5 min) and exposed the day
129 after to odorants A then B for 2.5 min each with a 10-sec ($n = 10$) or 30-sec TI ($n = 10$). On
130 day 3, pups responded highly and similarly to A, B and MP after the 10-sec TI (A vs. B vs.
131 MP: $Q = 2$, $P = 0.37$) but also after the 30-sec TI (A vs. B vs. MP: $Q = 4$, $P = 0.14$) (Fig. 2A-
132 B). When the same experiment was conducted with a 60-sec TI between A and B, pups
133 significantly responded to A and MP but not to B ($n = 10$; A vs. B vs. MP: $Q = 11$, $P < 0.01$;
134 B vs. MP: $\chi^2 = 5.1$, $P < 0.05$; A vs. MP: $\chi^2 = 1.3$, $P = 0.25$; drop in responsiveness to B
135 between 30- and 60-sec: $\chi^2 = 7.9$, $P < 0.01$) (Fig. 2C). Similar results were obtained after
136 conditioning to odorant A and reverse exposure to the odorants (B then A) (Fig. D-F) and
137 conditioning to B followed by exposure to B then A (Fig. G-H): pups responded to A, B and
138 MP after the 10- and 30-sec TI but only to the conditioned stimulus after 60-sec TI ($n = 10$
139 per group; $Q \leq 4$, $P > 0.05$ with 10- and 30-sec TI; $Q > 15$, $\chi^2 \geq 5.1$ and $P < 0.05$ in
140 comparisons between A and B or MP with 60-sec TI; responsiveness to odorant B in Fig. E
141 vs. F: $\chi^2 = 7.9$, $P < 0.01$, and to odorant A in Fig. G vs. H: $\chi^2 = 5.2$, $P < 0.05$). Thus, second-
142 order trace conditioning was functional in the forward (CS1+US, CS2//CS1) and backward
143 (CS1+US, CS1//CS2) protocols in newborn rabbits with longer TI (30-sec instead of 10-sec)
144 than sensory preconditioning.

145 To determine if this difference was related to the age of the pups at A and B exposure, i.e.
146 day 1 for sensory preconditioning *but* day 2 for second-order conditioning, 12 pups were
147 exposed on day 2 to odorants A then B with 30-sec TI, and conditioned to A on day 3. On day
148 4, pups responded to A and MP but not to B (A vs. B vs. MP: $Q = 17$, $P < 0.001$; B vs. MP or
149 A: $\chi^2 \geq 6.1$, $P < 0.05$; data not shown) indicating sensory preconditioning was ineffective with
150 a 30-sec TI. Thus, the difference of TI tolerated by the two procedures does not depend on the
151 age of the newborns.

152 Natural environment of animals is extremely complex chemically: animals are exposed to
153 numerous odor molecules and mixtures of molecules. We thus investigated higher-order trace
154 conditioning in newborn rabbits using more than two odorants, i.e. three odorants. We first
155 demonstrated that pups responded strongly and similarly to A, B and C (ethyl acetoacetate;
156 Sigma-Aldrich) after simultaneous exposure to the 3 odorants in both preconditioning and
157 second-order conditioning procedures (n = 10 per group; A vs. B vs. C vs. MP: $Q < 2$, $P >$
158 0.05) (Fig. 3A,D). Thus, rabbit pups exhibit robust higher-order conditioning to three odorants
159 after simultaneous presentation.

160 To assess whether sensory preconditioning was effective with sequential exposure to 3
161 odorants, 1-day-old pups were exposed to odorants A then B then C for 2.5 min each with a
162 10-sec or 30-sec TI (n = 10 per group). Pups were then conditioned to A on day 2 and tested
163 for their responsiveness to the distinct odorants on day 3. After the 10-sec TI, pups responded
164 highly and similarly to A, B and MP, but not to C (A vs. B vs. C vs. MP: $Q = 23$, $P < 0.001$; C
165 vs. MP, A or B: $\chi^2 \geq 6.1$, $P < 0.05$) (Fig. 3B), whereas pups responded only to A and MP after
166 the 30-sec TI (A vs. B vs. C vs. MP: $Q = 26$, $P < 0.001$; B or C vs. A or MP: $\chi^2 \geq 7.1$, $P <$
167 0.01; drop in responsiveness to B between 30- and 60-sec: $\chi^2 = 12.9$, $P < 0.001$) (Fig. 3C).
168 Thus, backward sensory preconditioning tolerated the same TI with two or three odorants in
169 newborn rabbits, i.e. 10-sec but not 30-sec. However, the effect was only partial after 10-sec
170 TI as behavioral response extended only to the odorant (B here) that directly followed the
171 odorant that was conditioned (odorant A).

172 Regarding second-order conditioning with sequential exposure to three odorants, pups
173 were conditioned to odorant A on day 1 before being exposed on day 2 to odorants A then B
174 then C for 2.5 min each with a 10-sec, 30-sec or 60-sec TI (n = 10 per group). On day 3, pups
175 responded strongly and similarly to A, B and MP but not to C with 10-sec (A vs. B vs. C vs.
176 MP: $Q = 18$, $P < 0.001$; C vs. MP or B: $\chi^2 = 6.1$, $P < 0.05$; C vs. A: $\chi^2 = 3.1$, $P = 0.08$) and 30-

177 sec TI (A vs. B vs. C vs. MP: $Q = 25, P < 0.001$; C vs. MP, A or B: $\chi^2 \geq 7.1, P < 0.01$) (Fig.
178 E-F) whereas pups only responded to A and MP with the 60-sec TI (A vs. B vs. C vs. MP: Q
179 = 30, $P < 0.001$; B or C vs. A or MP: $\chi^2 \geq 10, P < 0.005$, drop in responsiveness to B between
180 30- and 60-sec: $\chi^2 = 12.9, P < 0.001$) (Fig. 3G). Thus, backward second-order conditioning
181 tolerated the same 30-sec TI with two or three odorants in rabbit pups but, as for sensory
182 preconditioning, with a partial effect as soon as 10-sec TI with three odorants; pups indeed
183 responded only to the odorant that directly followed the presentation of the conditioned one
184 but not to the third odorant (odorant C here).

185 According to previous literature in rat pups and human babies, trace conditioning would be
186 non-functional in early life, as newborns do not tolerate any delay between stimuli to be
187 associated, whereas older animals do (Cheatle and Rudy 1979; Moye and Rudy 1987; Chen et
188 al. 1991; Ivkovich et al. 2000; Barnet and Hunt 2005; Cuevas and Giles 2016). Similarly,
189 previous studies indicate rabbit pups cannot display first-order trace conditioning with 0-sec
190 TI (Coureaud et al. 2006, 2011, 2013). Regarding the importance of hippocampus in first-
191 order trace conditioning with discrete cues (Goldsberry et al. 2015; Kitamura et al. 2015), the
192 failure of this first-order trace conditioning in rabbit neonates might result from the late
193 maturation of the hippocampus.

194 The present study strikingly shows that rabbit pups are however able to form higher-order
195 trace conditioning, and that different TI between odor presentations are tolerated: 10-sec TI
196 for sensory preconditioning and 30-sec TI for second-order conditioning, regardless of the
197 order of CSs presentation (forward or backward CS1-CS2 pairing). Similar greater tolerance
198 for longer TI in second-order conditioning over sensory preconditioning was previously
199 demonstrated in newborn rats, as immediate-sequential (0-sec TI) presentation of odor CSs
200 impedes sensory preconditioning but not second-order conditioning; the latter being not
201 effective with a 30-sec TI (Cheslock et al. 2003).

202 Sequential higher-order conditioning with three odorants provided similar but also novel
203 information compared to two odorants in newborn rabbits. As with two odorants, backward
204 sensory preconditioning was effective with 10-sec TI and backward second-order
205 conditioning with 30-sec TI. However, these procedures were only partially effective since
206 the pups did only respond to the odorant that directly followed the conditioned one (and not to
207 the third one in the sequence). It would now be interesting to investigate what would be the
208 response of the newborns when the conditioned odorant is the second or the third of the
209 sequence (allowing to compare forward and backward pairings) to further understand how
210 rabbit pups efficiently learn associative information about their environment.

211 Higher-order trace conditioning is thus functional in newborn rabbits, highlighting their
212 remarkable cognitive capabilities despite their relative immaturity. An important and
213 unexpected result was the equivalent backward and forward higher-order trace conditioning.
214 Indeed, it is classically reported that forward conditioning is more effective than backward
215 conditioning, even for higher-order conditioning (see for instance Rescorla 1980b; Hussaini et
216 al., 2007), highlighting that the manner in which stimuli are presented influences their
217 integration (see for review Holmes et al., 2022). This effective backward conditioning in
218 rabbit pups is unlikely to be related to odor contamination according to the well-controlled
219 experimental conditions (distinct recipients separated by 1 meter for each odorant in
220 ventilated room) and the fact that first-order trace conditioning was ineffective (excluding any
221 overlap between odorants). This could rather reflect a rabbit singularity compared to rodent
222 pups (or even babies) due to the ecology of the species (for review: Cuevas and Giles 2016).
223 Notably, the rabbit is to date the only species in which a pheromone (MP) emitted by lactating
224 females and involved in newborns adaptation (nipple location/grasping and milk intake) has
225 been described (Schaal et al. 2003; Coureaud et al. 2010). The use of the MP to induce
226 conditioning might promote specific learning abilities, since this molecule is an extremely

227 powerful biological signal and reinforcer. These suggestions would require further
228 comparative studies with other species such as rats, mice or humans, to investigate neonatal
229 learning abilities in different conditioning procedures and their potential species-specificity.
230 The difference of TI - 10-sec versus 30-sec - tolerated between the two procedures used here
231 could be related to distinct levels of arousal (Kikas et al. 2021) and/or types of association
232 involved. Indeed, in sensory preconditioning the two odorants are completely neutral during
233 their presentation, therefore triggering low levels of arousal, whereas one odorant has already
234 been reinforced in second-order conditioning, which enhances levels of arousal during
235 subsequent CS1 and CS2 presentations. Therefore, stimulus-stimulus association supports
236 sensory preconditioning, whereas stimulus-reward and/or stimulus-response association
237 participates in second-order conditioning (Sharpe et al. 2017). Interestingly, these different
238 types of association may relate on different brain structures. Indeed, several experiments have
239 shown in adult rodents that higher-order conditioning depends on a wide brain network and
240 that neural circuits underlying sensory preconditioning and second-order conditioning differ.
241 For instance, manipulation of the perirhinal or the retrosplenial cortices affects stimulus-
242 stimulus association during sensory preconditioning but not second-order conditioning in rats
243 (Nicholson and Freeman 2000; Holmes et al. 2013; Robinson et al. 2014; Todd et al. 2016).
244 On the contrary, the basolateral amygdala is involved in second-order conditioning but not in
245 sensory preconditioning (Hatfield et al. 1996; Blundell et al. 2003; Dwyer and Killcross 2006;
246 Parkes and Westbrook 2010). The selective recruitment of the amygdala during stimulus-
247 reward and/or stimulus-response association may therefore help tolerating longer TI
248 compared to sensory preconditioning.

249 However, much less is known about neural mechanisms that mediate sensory
250 preconditioning and second-order conditioning early in life, and how these mechanisms
251 evolve during development. Different neural circuits have been shown to support first-order

252 aversive learning in young and adult rats, with gradual involvement of the amygdala when the
253 animal is getting older (Shionoya et al. 2006; Raineki et al. 2009). Moreover, noradrenaline
254 depletion in the forebrain alters sensory preconditioning but not first-order aversive
255 conditioning in both preweanling and adult rats (Archer et al. 1986; Chen et al. 1993). Since
256 only very limited data are available in newborns and according to age-related differences in
257 higher-order conditioning, it would be valuable to investigate the neural mechanisms and in
258 particular the neurotransmitters (using pharmacological and molecular approaches)
259 underlying these higher-order conditioning procedures in rabbit pups.

260

261

262 **Acknowledgments**

263 We sincerely thank Priscilla Orlando, Océane Meunier, Manon Dirheimer and the staff of the
264 CRNL Animal facility for their cooperation in this study. All experiments were performed in
265 accordance with ethical rules enforced by French law and approved by the ethical committees
266 of Lyon 1 University (CEEA-42 and -55) and the French Ministry of Higher Education and
267 Research under no. 9745 and 27 2874. The work was supported by the NEONATOLF Grant
268 ANR-20-CE20-0019-01 from Agence Nationale de la Recherche.

269

270 **References**

- 271 Archer T, Cotic T, Järbe TU. 1986. Noradrenaline and sensory preconditioning in the rat.
272 *Behav Neurosci* **100**: 704-711.
- 273 Barnet RC, Hunt PS. 2005. Trace and long-delay fear conditioning in the developing rat.
274 *Learn Behav* **33**: 437-443.
- 275 Blundell P, Hall G, Killcross S. 2003. Preserved sensitivity to outcome value after lesions of
276 the basolateral amygdala. *J Neurosci* **23**: 7702-7709.
- 277 Brogden WJ. 1939. Sensory pre-conditioning. *J Exp Psychol* **25**: 323-332.

278 Cheatle MD, Rudy JW. 1979. Ontogeny of second-order odor-aversion conditioning in
279 neonatal rats. *J Exp Psychol Anim Behav Process* **5**: 142-151.

280 Chen W-J, Lariviere NA, Heyser CJ, Spear LP, Spear NE. 1991. Age-related differences in
281 sensory conditioning in rats. *Dev Psychobiol* **24**: 307-326.

282 Chen W-JA, Spear LP, Spear NE. 1993. Disruptive influence of norepinephrine depletion on
283 sensory preconditioning, but not first-order conditioning, in preweanling rats. *Behav Neural*
284 *Biol* **60**: 110-117.

285 Cheslock SJ, Varlinskaya EI, High JM, Spear NE. 2003. Higher Order Conditioning in the
286 Newborn Rat: Effects of Temporal Disparity Imply Infantile Encoding of Simultaneous
287 Events. *Infancy* **4**: 157-176.

288 Coureaud G 2001. "Olfactory regulation of sucking in the newborn rabbit (ethological and
289 chemical characterisation of a pheromonal signal)". PhD thesis, University Paris 13.

290 Coureaud G, Moncomble A-S, Montigny D, Dewas M, Perrier G, Schaal B. 2006. A
291 pheromone that rapidly promotes learning in the newborn. *Curr Biol* **16**: 1956-1961.

292 Coureaud G, Languille S, Schaal B, Hars B. 2009. Pheromone-induced olfactory memory in
293 newborn rabbits: Involvement of consolidation and reconsolidation processes. *Learn Mem* **16**:
294 470-473.

295 Coureaud G, Charra R, Datiche F, Sinding C, Thomas-Danguin T, Languille S, Hars B,
296 Schaal B. 2010. A pheromone to behave, a pheromone to learn: the rabbit mammary
297 pheromone. *J Comp Physiol A* **196**: 779-790.

298 Coureaud G, Languille S, Joly V, Schaal B, Hars B. 2011. Independence of first- and second-
299 order memories in newborn rabbits. *Learn Mem* **18**: 401-404.

300 Coureaud G, Tourat A, Ferreira G. 2013. Sensory preconditioning in newborn rabbits: from
301 common to distinct odor memories. *Lear Mem* **20**: 453-458.

302 Cuevas K, Giles A. 2016. Transitions in the temporal parameters of sensory preconditioning
303 during infancy. *Dev Psychobiol* **58**: 794-807.

304 Dwyer DM, Killcross S. 2006. Lesions of the basolateral amygdala disrupt conditioning based
305 on the retrieved representations of motivationally significant events. *J Neurosci* **26**: 8305-
306 8309.

307 Goldsberry ME, Kim J, Freeman JH. 2015. Developmental changes in hippocampal
308 associative coding. *J Neurosci* **35**: 4238-4247.

309 Hatfield T, Han J-S, Conley M, Gallagher M, Holland P. 1996. Neurotoxic Lesions of
310 Basolateral, But Not Central, Amygdala Interfere with Pavlovian Second-Order Conditioning
311 and Reinforcer Devaluation Effects. *J Neurosci* **16**: 5256-5265.

312 Holmes NM, Parkes SL, Killcross AS, Westbrook RF. 2013. The basolateral amygdala is
313 critical for learning about neutral stimuli in the presence of danger, and the perirhinal cortex is
314 critical in the absence of danger. *J Neurosci* **33**: 13112-13125.

315 Holmes NM, Westbrook RF. 2017. A dangerous context changes the way that rats learn about
316 and discriminate between innocuous events in sensory preconditioning. *Learn Mem* **24**: 440-
317 448.

318 Holmes NM, Wong FS, Bouchekioua Y, Westbrook RF 2022. Not "either-or" but "which-
319 when": A review of the evidence for integration in sensory preconditioning. *Neurosci*
320 *Biobehav Rev* **132**: 1197-1204.

321 Hussaini SA, Komischke B, Menzel R, Lachnit H. 2007. A Forward and backward second-
322 order Pavlovian conditioning in honeybees. *Learn Mem* **14**: 678-683.

323 Ivkovich D, Paczkowski CM, Stanton ME. 2000. Ontogeny of delay versus trace eyeblink
324 conditioning in the rat. *Dev Psychobiol* **36**: 148-160.

325 Kamin LJ. 1954. Traumatic avoidance learning: the effects of CS-US interval with a trace-
326 conditioning procedure. *J Comp Physiol Psychol* **47**: 65-72.

327 Kikas K., Westbrook RF, Holmes NM. 2021. The separate and combined effects of a
328 dangerous context and an epinephrine injection on sensory preconditioning in rats. *Learn*
329 *Mem* **28**: 114-125.

330 Kirkpatrick K, Balsam PD. 2016. Associative learning and timing. *Curr Opin Behav Sci* **8**:
331 181-185.

332 Kitamura T, Macdonald CJ, Tonegawa S. 2015. Entorhinal–hippocampal neuronal circuits
333 bridge temporally discontinuous events. *Learn Mem* **22**: 438-443.

334 Lavin MJ. 1976. The establishment of flavor-flavor associations using a sensory
335 preconditioning training procedure. *Learn Motiv* **7**: 173-183.

336 Lyn EA, Capaldi ED. 1994. Robust conditioned flavor preferences with a sensory
337 preconditioning procedure. *Psychon Bull Rev* **1**: 491-493.

338 Montigny D, Coureaud G, Schaal B. 2006. Rabbit pup response to the mammary pheromone:
339 From automatism to prandial control. *Physiol Behav* **89**: 742-749.

340 Moye TB, Rudy JW. 1987. Ontogenesis of trace conditioning in young rats: Dissociation of
341 associative and memory processes. *Dev Psychobiol* **20**: 405-414.

342 Nicholson DA, Freeman JH. 2000. Lesions of the perirhinal cortex impair sensory
343 preconditioning in rats. *Behav Brain Res* **112**: 69-75.

344 Ost JW, Proctor S, De Fonso L. 1968. Differential classical salivary conditioning in the dog:
345 the effects of three CS-US intervals. *Psychol Rep* **22**: 1169-1176.

346 Parkes SL, Westbrook RF. 2010. The basolateral amygdala is critical for the acquisition and
347 extinction of associations between a neutral stimulus and a learned danger signal but not
348 between two neutral stimuli. *J Neurosci* **30**: 12608-12618.

349 Pavlov IP. 1927. *Conditioned reflexes: an investigation of the physiological activity of the*
350 *cerebral cortex*. Oxford Univ. Press, Oxford, England.

351 Raineki C, Shionoya K, Sander K, Sullivan RM. 2009. Ontogeny of odor-LiCl vs. odor-shock
352 learning: similar behaviors but divergent ages of functional amygdala emergence. *Learn Mem*
353 **16**: 114-121.

354 Rescorla RA. 1980a. *Pavlovian second-order conditioning: studies in associative learning*.
355 Erlbaum, Hillsdale, N.J.

356 Rescorla RA. 1980b. Simultaneous and successive associations in sensory preconditioning.
357 *J Exp Psychol Anim Behav Process* **6**: 207-216.

358 Rescorla RA. 1982. Simultaneous second-order conditioning produces S-S learning in
359 conditioned suppression. *J Exp Psychol Anim Behav Process* **8**: 23-32.

360 Robinson S, Todd TP, Pasternak AR, Luikart BW, Skelton PD, Urban DJ, Bucci DJ. 2014.
361 Chemogenetic silencing of neurons in retrosplenial cortex disrupts sensory preconditioning.
362 *J Neurosci* **34**: 10982-10988.

363 Schaal B, Coureaud G, Langlois D, Giniès C, Sémon E, Perrier G. 2003. Chemical and
364 behavioural characterization of the rabbit mammary pheromone. *Nature* **424**: 68-72.

365 Sharpe MJ, Batchelor HM, Schoenbaum G. 2017. Preconditioned cues have no value. *Elife* **6**.

366 Shionoya K, Moriceau S, Lunday L, Miner C, Roth TL, Sullivan RM. 2006. Development
367 switch in neural circuitry underlying odor-malaise learning. *Learn Mem* **13**: 801-808.

368 Silver CA, Meyer DR. 1954. Temporal factors in sensory preconditioning. *J Comp Physiol*
369 *Psychol* **47**: 57-59.

370 Stout S, Escobar M, Miller RR. 2004. Trial number and compound stimuli temporal
371 relationship as joint determinants of second-order conditioning and conditioned inhibition.
372 *Anim Learn Behav* **32**: 230-239.

373 Todd TP, Huszár R, DeAngeli NE, Bucci DJ. 2016. Higher-order conditioning and the
374 retrosplenial cortex. *Neurobiol Learn Mem* **133**: 257-264.

375

376

377 **Figure captions**

378

379 **Figure 1.** Sensory preconditioning with two odorants. *(A,B,E,F) Case of conditioning to the*
380 *odorant A.* Newborn rabbits were sequentially exposed to *(A,B)* odorants A then B or *(E,F)*
381 odorants B then A with a 10-sec *(A,E)* or 30-sec trace interval (TI) *(B,F)* on day 1 (d1), then
382 conditioned to odorant A by association with the mammary pheromone (MP) on day 2 (d2).
383 Their behavioral response to A and B, and to the MP as a control, was tested 24 h later (d3).
384 Sensory preconditioning tolerated a 10-sec TI during the preexposure phase since pups
385 responded later to A and B, but not a 30-sec TI. *(C,D,G,H) Case of conditioning to the*
386 *odorant B.* Rabbit pups were sequentially exposed to *(C,D)* odorants A then B or *(G,H)*
387 odorants B then A with a 10-sec *(C,G)* or 30-sec TI *(D,H)* on d1, then conditioned to odorant
388 B by association with the MP on d2, and their behavioral response to B, A and MP was tested
389 on d3. Again, sensory preconditioning tolerated a 10-sec but not a 30-sec TI during the
390 preexposure phase. (*) $P < 0.05$; (***) $P < 0.001$.

391

392 **Figure 2.** Second-order conditioning with two odorants. *(A,B,C) Case of conditioning to the*
393 *odorant A and recall of A then B.* Newborn rabbits were conditioned to odorant A by pairing
394 with the MP on d1, then sequentially exposed to A then B with *(A)* a 10-sec, *(B)* a 30-sec or
395 *(C)* a 60-sec TI on d2, before testing of their behavior to A, B, MP on day 3 (d3). Second-
396 order conditioning tolerated a 10- and 30-sec TI during the second conditioning phase since
397 pups responded to B in addition to A, but not a 60-sec TI. *(D,E,F) Case of conditioning to the*
398 *odorant A and recall of B then A.* Rabbit pups were conditioned to A by pairing with the MP
399 on d1, then sequentially exposed to B then A with *(D)* a 10-sec, *(E)* a 30-sec or *(F)* a 60-sec
400 TI on d2, and tested behaviorally to A, B, MP on d3. Second-order conditioning tolerated the
401 10- and 30-sec TI but not the 60-sec TI during the second conditioning phase. *(G,H) Case of*

402 *conditioning to the odorant B and recall of B then A.* Rabbit pups were conditioned to B by
403 pairing with the MP on d1, then sequentially exposed to B then A with (G) a 30-sec or (H) a
404 60-sec TI on d2, and tested behaviorally to B, A, MP on d3. Second-order conditioning
405 tolerated the 30-sec TI during the second conditioning phase since pups responded to A in
406 addition to B, but not the 60-sec TI. (*) $P < 0.05$; (***) $P < 0.001$.

407

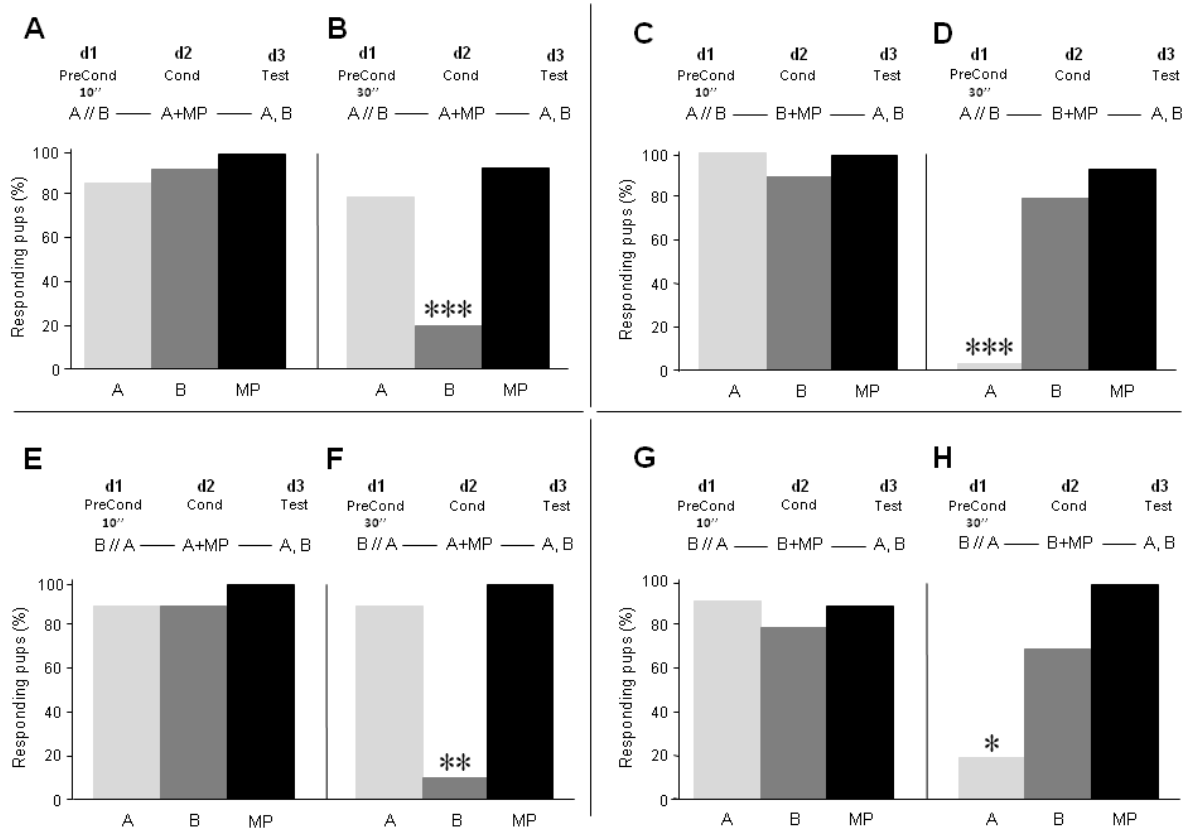
408 **Figure 3.** Sensory preconditioning and second-order conditioning with three odorants.
409 (A,B,C) *Case of sensory preconditioning.* Newborn rabbits were exposed on d1 to the
410 odorants A, B and C (A) simultaneously, or sequentially with (B) a 10-sec or (C) a 30-sec TI
411 between the odorants, then conditioned to odorant A by pairing with the MP on d2, and tested
412 behaviorally to A, B, C and MP on d3. Sensory preconditioning occurred simultaneously and
413 with the 10-sec TI during the preexposure phase since the pups responded to B and C in
414 addition to A, but not with the 30-sec TI. (D,E,F,G) *Case of second-order conditioning.* Pups
415 were conditioned to A by pairing with the MP on d1, then exposed to A, B and C (D)
416 simultaneously, or with (E) a 10-sec, (F) a 30-sec or (G) a 60-sec TI on d2, before behavioral
417 testing to A, B, C, MP on d3. Second-order conditioning occurred simultaneously and with
418 the 10-sec TI, but not with the 30-sec TI during the second conditioning phase. (*) $P < 0.05$;
419 (**) $P < 0.01$; (***) $P < 0.001$.

420

421

422

Figure 1 – Coureaud, Colombel, Duchamp-Viret, Ferreira



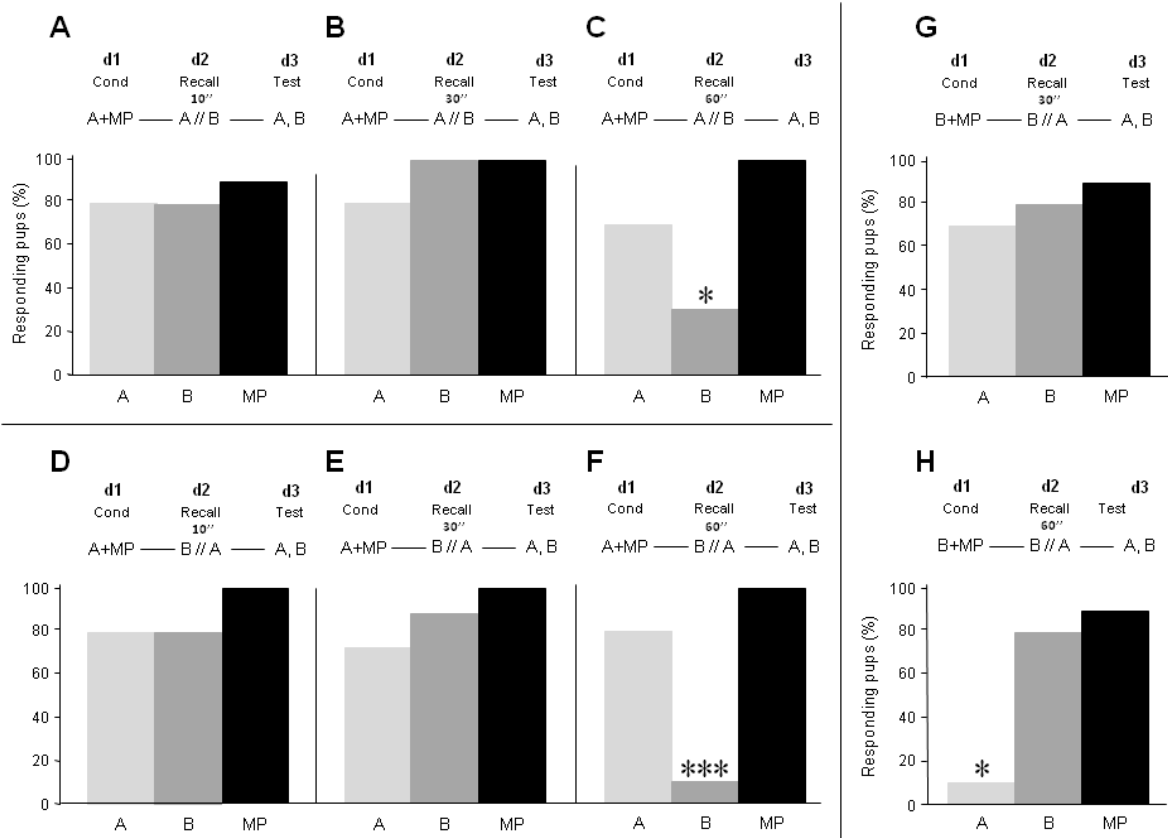
423

424

425

426

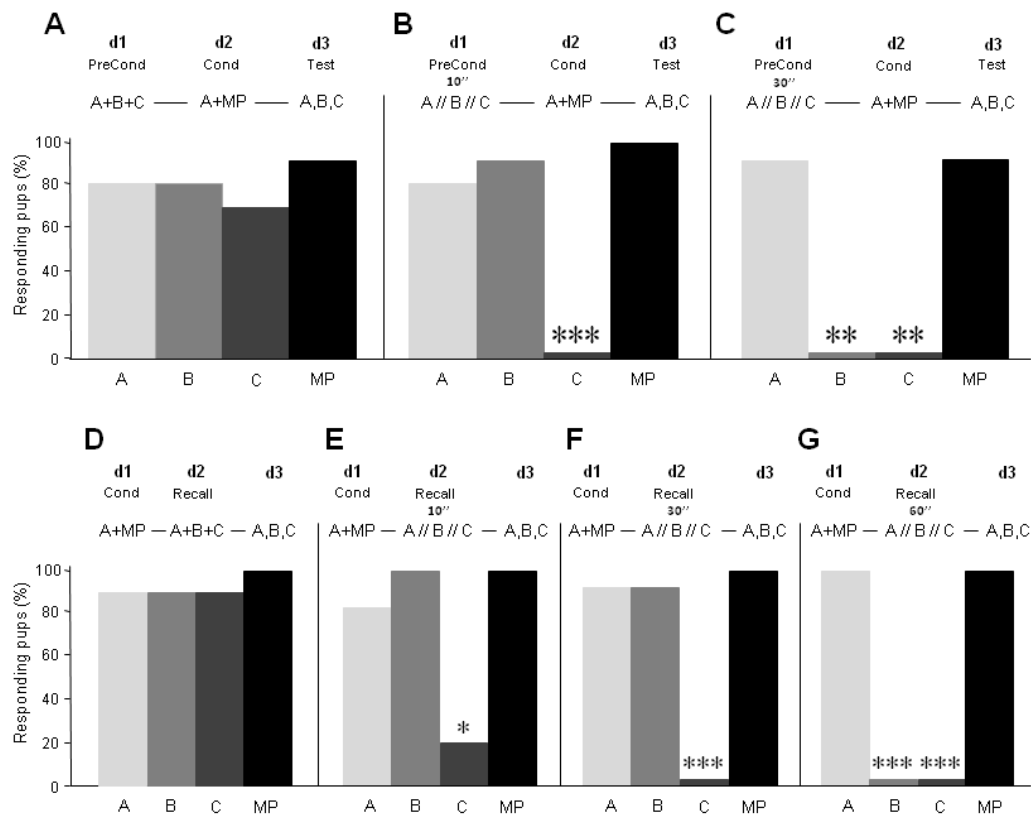
Figure 2 – Coureaud, Colombel, Duchamp-Viret, Ferreira



427

428

Figure 3 – Coureaud, Colombel, Duchamp-Viret, Ferreira



429

430

431

432