



**HAL**  
open science

# TaxoNERD: Deep neural models for the recognition of taxonomic entities in the ecological and evolutionary literature

Nicolas Le Guillarme, Wilfried Thuiller

► **To cite this version:**

Nicolas Le Guillarme, Wilfried Thuiller. TaxoNERD: Deep neural models for the recognition of taxonomic entities in the ecological and evolutionary literature. *Methods in Ecology and Evolution*, 2022, 13 (3), pp.625-641. 10.1111/2041-210X.13778 . hal-03953487

**HAL Id: hal-03953487**

**<https://cnrs.hal.science/hal-03953487>**

Submitted on 24 Jan 2023

**HAL** is a multi-disciplinary open access archive for the deposit and dissemination of scientific research documents, whether they are published or not. The documents may come from teaching and research institutions in France or abroad, or from public or private research centers.

L'archive ouverte pluridisciplinaire **HAL**, est destinée au dépôt et à la diffusion de documents scientifiques de niveau recherche, publiés ou non, émanant des établissements d'enseignement et de recherche français ou étrangers, des laboratoires publics ou privés.

# TaxoNERD: deep neural models for the recognition of taxonomic entities in the ecological and evolutionary literature

Nicolas Le Guillarme<sup>1</sup> | Wilfried Thuiller<sup>1</sup>

<sup>1</sup>Univ. Grenoble Alpes, Univ. Savoie Mont Blanc, CNRS, LECA, Laboratoire d'Ecologie Alpine, F-38000 Grenoble, France

## Correspondence

Nicolas Le Guillarme

Email:

nicolas.leguillarme@univ-grenoble-alpes.fr

## Funding information

Agence Nationale de la Recherche, Grant/

Award Number: ANR-19-P3IA-0003 and

ANR-16-CE02-0009

1. Given the biodiversity crisis, we more than ever need to access information on multiple taxa (e.g. distribution, traits, diet) in the scientific literature to understand, map and predict all-inclusive biodiversity. Tools are needed to automatically extract useful information from the ever-growing corpus of ecological texts and feed this information to open data repositories. A prerequisite is the ability to recognise mentions of taxa in text, a special case of named entity recognition (NER). In recent years, deep learning-based NER systems have become ubiquitous, yielding state-of-the-art results in the general and biomedical domains. However, no such tool is available to ecologists wishing to extract information from the biodiversity literature.

2. We propose a new tool called TaxoNERD that provides two deep neural network (DNN) models to recognise taxon mentions in ecological documents. To achieve high performance, DNN-based NER models usually need to be trained on a large corpus of manually annotated text. Creating such a gold standard corpus (GSC) is a laborious and costly process, with the result that GSCs in the ecological domain tend to be too small to learn an accurate DNN model from scratch. To address this issue, we leverage existing DNN models pretrained on large

1  
2  
3  
4  
5  
6  
7  
8  
9  
10  
11  
12  
13  
14

21  
22  
23  
24  
25  
26  
27  
28  
29  
30  
31  
32  
33  
34  
35  
36  
37  
38  
39  
40  
41  
42  
43  
44  
45  
46

biomedical corpora using transfer learning. The performance of our models is evaluated on four GSCs and compared to the most popular taxonomic NER tools.

3. Our experiments suggest that existing taxonomic NER tools are not suited to the extraction of ecological information from text as they performed poorly on ecologically-oriented corpora, either because they do not take account of the variability of taxon naming practices, or because they do not generalise well to the ecological domain. Conversely, a domain-specific DNN-based tool like TaxoNERD outperformed the other approaches on an ecological information extraction task.
4. Efforts are needed in order to raise ecological information extraction to the same level of performance as its biomedical counterpart. One promising direction is to leverage the huge corpus of unlabelled ecological texts to learn a language representation model that could benefit downstream tasks. These efforts could be highly beneficial to ecologists on the long term.

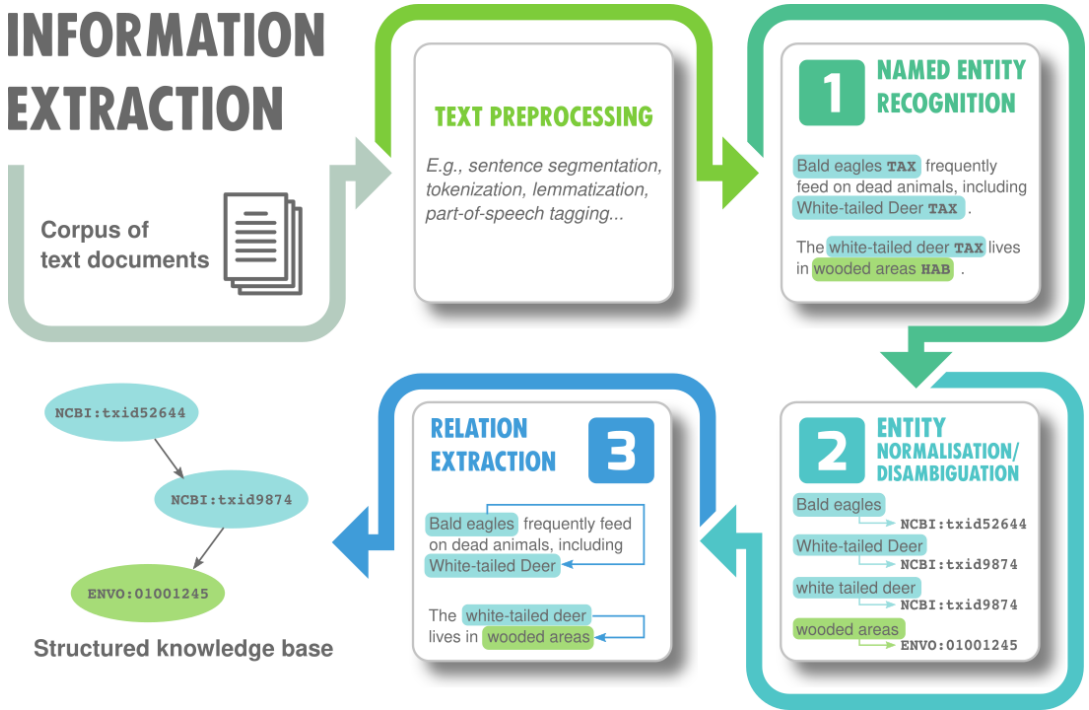
**KEYWORDS**

taxonomic entity recognition, ecological information extraction, biodiversity databases, deep learning, transfer learning

47 **1 | INTRODUCTION**

48 Ecology is rapidly evolving into a data-intensive science that increasingly relies on massive datasets and global knowl-  
49 edge bases to address questions at broader spatial and temporal scales (Michener and Jones, 2012; Soranno and  
50 Schimel, 2014; Hallgren et al., 2016; Farley et al., 2018). Although large efforts are being made to elevate research  
51 data to be first-class scientific outputs and to promote findable, accessible, interoperable and reusable (FAIR) data  
52 (Wilkinson et al., 2016), the overall scientific literature is still a major container for much of the available information  
53 on organisms, populations, communities and ecosystems. In addition to the hundreds of millions of pages that make  
54 up the historical biodiversity literature, thousands of ecology papers are published every year (Cornford et al., 2020).  
55 This represents an enormous amount of unstructured information which is hardly exploitable for large-scale ecological  
56 studies, unless we have the tools to automatically extract the relevant information to be fed into open biodiversity  
57 databases in a standardized form (Thessen et al., 2012).

58 Information extraction (IE) is the task of automatically extracting structured information from machine-readable  
59 documents, usually from textual corpora expressed in natural language form. Information extraction and its subtasks  
60 are key components of a variety of high-level Natural Language Processing (NLP) applications, including knowledge



**FIGURE 1** A simple information extraction pipeline for knowledge base population. This pipeline takes a corpus of textual documents as input and generates a collection of factual knowledge represented by triples (entity, relation, entity) as output. This network of interconnected entities forms what is commonly known as a knowledge graph (Ji et al., 2020). Knowledge graphs are a cornerstone of modern artificial intelligence applications.

61 base population (KBP) that is of particular interest for ecologists. KBP consists of discovering new facts about entities  
 62 from a large corpus of text in order to fill an incomplete knowledge base. In the ecological domain, this includes facts  
 63 about organism occurrences, phenotypes, habitats, interactions, etc. Such statements are commonly represented in  
 64 the form of triples (subject, predicate, object), where the subject and the object are entities that have some relation-  
 65 ship between them as indicated by the predicate. In most cases, the subject is a taxon, while the object may be a  
 66 geographical location, the value of a trait measurement, a type of habitat or another taxon depending on the nature  
 67 of the extracted piece of information. Extracting triples from text to populate a knowledge base is challenging, as it  
 68 requires the ability to detect mentions of entities of interest in text (= named entity recognition), disambiguate and  
 69 normalise each textual mention by matching it to the corresponding entity in the knowledge base (= named entity  
 70 normalisation or disambiguation), and find the semantic relationships that hold between pairs of entities (= relation  
 71 extraction). A typical information extraction pipeline for knowledge base population is depicted in Fig. 1.

72 This paper focuses on the first subtask of information extraction, called *named entity recognition* (NER), and more  
 73 specifically, on a special case of NER that consists in detecting mentions of taxa in textual documents. Taxonomic  
 74 entity recognition is critical for augmenting ecological knowledge bases with new facts, as much ecological knowledge  
 75 refers to some taxonomic unit, whether at the species or at a higher taxonomic level. Identifying taxon names on  
 76 textual documents is a challenging task. Taxonomic NER systems have to cope with the diversity of taxon naming  
 77 practices (accepted scientific names with or without authorship information, synonyms, vernacular names in different

78 languages, acronyms and other abbreviations...), the homonymy of some taxon names with common words, and the  
79 ambiguity arising from the use of the same common name to refer to distinct species (Gerner et al., 2010).

80 Previous efforts in taxonomic NER have mainly been directed towards the identification of organism mentions in  
81 the biomedical literature. Recognising species and linking them to relevant genes or proteins is indeed critical to the  
82 success of many downstream tasks such as gene normalisation and protein-protein interaction extraction (Pafilis et al.,  
83 2013). As a consequence, most existing taxonomic NER systems have been designed for biomedical use cases (Gerner  
84 et al., 2010; Naderi et al., 2011; Wei et al., 2012; Pafilis et al., 2013; Giorgi and Bader, 2018; Lee et al., 2020), although  
85 seminal works focused on the extraction of taxonomic names from biodiversity legacy literature (Koning et al., 2005;  
86 Sautter et al., 2006). Several taxonomic NER systems have been developed over the years, using different approaches  
87 that can generally be categorised as being based on rules, dictionaries, or machine learning (ML). In addition, a number  
88 of tools fall into the category of hybrid systems, combining machine learning with either dictionaries or sets of rules  
89 (Naderi et al., 2011; Akella et al., 2012).

90 Rule-based systems (Koning et al., 2005; Sautter et al., 2006) use handcrafted rules to detect mentions of taxa  
91 in text, taking advantage of regularities in taxon naming conventions, e.g. the structure of binomial (Linnean) nomen-  
92 clature for species names. Consequently, these approaches are more appropriate for detecting scientific names and  
93 do not require any updates as taxonomies are revised or new species are discovered. However, they are often unable  
94 to identify alternative forms of taxon names such as vernacular names, which do not follow binomial naming con-  
95 ventions, resulting in a low recall. In addition, these methods generally have a low precision as they tend to mistake  
96 non-taxonomic scientific terms for taxon names.

97 Dictionary-based systems (Gerner et al., 2010; Pafilis et al., 2013), on the other hand, are able to recognise taxon  
98 names with a high precision by using a well-curated and comprehensive list of taxon names against which chunks  
99 of text are matched to identify taxonomic entities. An advantage of dictionary-based approaches over rule-based  
100 ones is that they are equally well suited for recognising all types of taxon names. On top of that, entity normalisation  
101 is straightforward since dictionaries are generally derived from taxonomic databases such as the NCBI Taxonomy  
102 (Federhen, 2002). Although these databases contain a huge number of taxonomic names, they cannot be considered  
103 exhaustive as new taxa are continuously described. Therefore, these systems are often characterised by a low recall,  
104 as they cannot handle new or abandoned taxon names, misspellings or other unexpected naming variants. In addition,  
105 dictionary-based approaches cannot resolve the ambiguity due to homonymy between taxon names and common  
106 words as matching is context-agnostic.

107 Machine learning-based systems replace human-curated rules or fixed lists of names by a statistical model that  
108 has been trained to recognise taxon mentions from a feature vector representation of input data (Campos et al., 2012).  
109 ML-based systems can be trained to recognise any type of taxon names, depending on whether or not these names  
110 have been annotated in the training corpus. ML-based tools are also more robust to new names and misspellings  
111 than rule-based and dictionary-based systems. Besides, contextual features can be used to deal with ambiguous  
112 names, e.g. homonyms. The main drawback of these approaches is their dependency on annotated documents,  
113 which are difficult and expensive to obtain. Furthermore, earlier feature-based ML algorithms rely heavily on hand-  
114 crafted domain-specific features, requiring considerable engineering skills and domain expertise and leading to highly  
115 specialised solutions.

116 In recent years, deep learning-based NER models have become ubiquitous and have achieved state-of-the-art  
117 results in a large number of domains (Li et al., 2020). In particular, remarkable progress has been made in biomedical  
118 information extraction through the widespread application of deep learning techniques (Liu et al., 2016; Perera et al.,  
119 2020). Deep learning refers to a class of machine learning techniques that use multiple processing layers (typically  
120 artificial neural networks) to learn latent representations of data with multiple levels of abstraction (Goodfellow et al.,

2016). The ability of deep neural networks (DNNs) to auto-detect hidden features in complex, highly dimensional data removes the burden of task-specific, knowledge-centred feature engineering. In return, their performance largely depends on the availability of large amounts of high quality, manually annotated data in the form of gold standard corpora (GSCs). Indeed, DNNs usually have a large number of parameters, which make them overfit on small training datasets, with the consequence that the resulting models perform poorly on unseen data. However, creating a GSC is laborious and time-consuming, requiring expertise for annotating domain-specific data. As a consequence, GSCs in the ecological domain are few in number and small in size. To tackle the problem of training data shortage, several techniques have been proposed, including data augmentation (Dai and Adel, 2020) and transfer learning (Giorgi and Bader, 2018; Qiu et al., 2020).

Over the last few years, a number of open-source NLP toolkits featuring DNN-based NER solutions have been developed, with an emphasis on accessibility for non-expert users (Dernoncourt et al., 2017; Neumann et al., 2019; Wolf et al., 2019; Giorgi and Bader, 2020). While these toolkits often provide deep models for biomedical NLP, there is so far no such models for ecological applications. As new use cases emerge, including the need to extract factual statements from the ecological literature to augment biodiversity databases with up-to-date information, ecological information extraction sees a resurgence of interest from the community (Tamaddoni-Nezhad et al., 2013; Thessen and Parr, 2014; Compson et al., 2018; Nguyen et al., 2019; Chaix et al., 2019; Muñoz et al., 2019). However, ecologists still lack the tools to build biodiversity information extraction pipelines with state-of-the-art performance.

This paper addresses the task of taxonomic NER as a critical component of such pipelines, and a first step towards the development of a toolkit of state-of-the-art algorithms that would help the ecology and evolution community make the most of the ever-growing corpus of texts on biodiversity. More specifically, we propose a new tool called TaxoNERD<sup>1</sup> (Taxonomic Named Entity Recognition using DeepModels) that uses deep neural networks to recognise taxonomic entities in the ecological literature. TaxoNERD addresses two challenges of taxonomic NER in these domains: the diversity of taxon naming practices and related problems (e.g. homonymy, ambiguity or variability), and the relatively small size of the few GSCs available for this task. It is our hope that making such tools accessible for ecologists and practitioners will pave the way towards the development of new tools for ecological information extraction and their wider adoption by the community.

## 2 | MATERIALS AND METHODS

The following sections introduce the two network architectures used to train TaxoNERD's taxonomic NER models, as well as the pretrain-and-finetune approach adopted to learn these models from an ecological gold standard corpus. We also describe the corpora and metrics used for evaluation, and briefly present the existing NER tools against which we compared our approach.

### 2.1 | TaxoNERD's model architectures

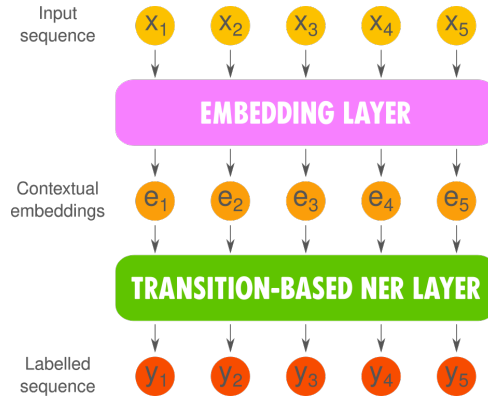
#### 2.1.1 | spaCy's NER model

spaCy<sup>2</sup> is an increasingly popular open-source library for advanced Natural Language Processing in Python. spaCy provides a variety of practical tools to build information extraction or natural language understanding systems, including pretrained DNN models for named entity recognition, part-of-speech tagging, dependency parsing, text classification

---

<sup>1</sup><https://github.com/nlequillarme/taxonerd>

<sup>2</sup><https://spacy.io/>



**FIGURE 2** spaCy's generic neural architecture for named entity recognition.

157 and more. spaCy's models have emerged as the *de facto* standard for practical NLP due to their speed, robustness  
 158 and close to state of the art performance. In addition, spaCy makes it easy to create, train, manage, deploy and use  
 159 custom NLP pipelines. For all these reasons, we choose to build upon the spaCy library to create our taxonomic NER  
 160 system.

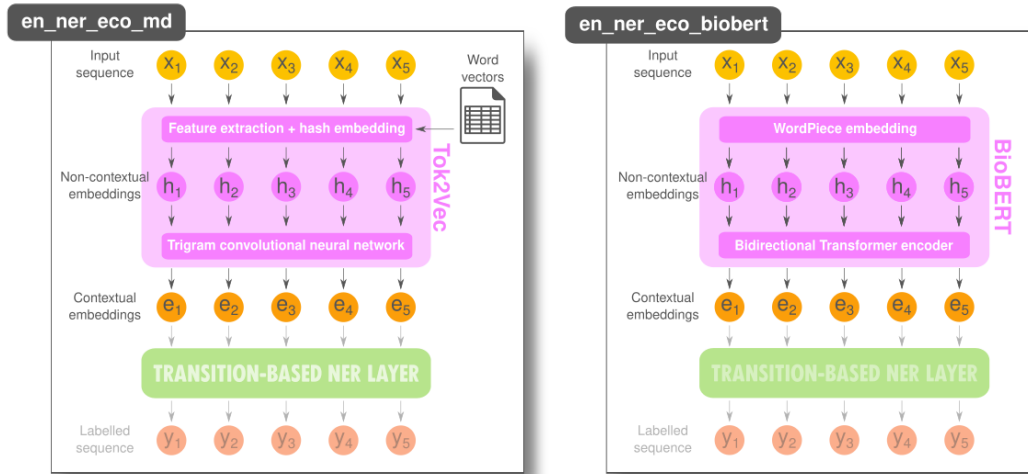
161

162 spaCy's NER models rely on a pretty generic neural architecture, depicted in Fig. 2. This architecture consists of  
 163 two subnetworks. The first subnetwork learns an embedding model whose role is to embed tokens ( $\approx$  words) into a  
 164 continuous vector space. A word embedding is a low-dimensional real-valued vector representation of a word (Zhang  
 165 et al., 2016). Word embeddings encode the meaning of the words they represent in the sense that the words that are  
 166 closer in the vector space are expected to be similar in meaning. There are two kinds of word embeddings (Qiu et al.,  
 167 2020): non-contextual and contextual embeddings.

168 **Non-contextual embeddings.** A word is mapped to a single context-independent vector representation using a lookup  
 169 table. This lookup table is usually learned from a large corpus of unlabelled text using self-supervision (Mikolov  
 170 et al., 2013; Pennington et al., 2014). One of the main limitations of non-contextual word embeddings is that  
 171 words with multiple meanings are conflated into a single representation. Therefore, these embeddings cannot  
 172 handle polysemy (one word having multiple meanings) and homonymy (words that share the same spelling but  
 173 with different meanings) properly. Another issue is the out-of-vocabulary problem: models can only produce  
 174 meaningful embeddings for words that have been seen in the training corpus.

175

176 **Contextual embeddings.** To address the issue of polysemy and the context-dependent nature of words, contextual  
 177 word embeddings move beyond word-level semantics in that each token is associated with a representation that  
 178 is a function of the entire input sequence, thereby capturing uses of words across varied context. Contextual  
 179 embeddings are typically obtained by mapping each input token in the sequence to its non-contextualised repre-  
 180 sentation first, before applying an aggregation function to encode context. This aggregation function is usually  
 181 modelled by a deep neural network, which is then called a neural contextual encoder. There are many possible  
 182 architectures for this encoder (see Li et al. (2020) and Qiu et al. (2020) for a survey). Contextual embeddings pre-  
 183 trained on large-scale unlabelled corpora achieves state-of-the-art performance on a wide range of NLP tasks.



(a) Architecture of TaxoNERD's en\_ner\_eco\_md NER model. (b) Architecture of TaxoNERD's en\_ner\_eco\_biobert NER model.

**FIGURE 3** TaxoNERD's deep NER models differ in the architecture of their embedding layer. The en\_ner\_eco\_model combines hash embeddings and CNN-based contextual encoding for speed, while the en\_ner\_eco\_biobert model leverages a Transformer-based pretrained language model called BioBERT for accuracy.

184 The second subnetwork assigns class labels to non-overlapping spans of tokens using a probabilistic transition-  
 185 based chunking model similar to Lample et al. (2016). This model relies on a stack data structure to incrementally  
 186 construct chunks of the input sequence and assign a class label to those chunks that correspond to named entities.  
 187 At each time step, the possible actions (add a token to the stack, assign a label to the current chunk...) are scored  
 188 by feeding a representation of the current state of the stack to a multilayer neural network. This representation is  
 189 obtained by combining the embeddings of the tokens that make up the stack. Then the action with the highest score  
 190 is chosen and the stack moves to another state. The process is repeated until the algorithm reaches a termination  
 191 state.

192 **2.1.2 | TaxoNERD's NER models**

193 TaxoNERD offers the user a choice of two NER models, with a different balance between speed and accuracy. The two  
 194 models use the same two-layer architecture as spaCy's NER models but differ in the architecture of their embedding  
 195 layer.

196 **en\_ner\_eco\_md: a model designed for speed.**

197 The en\_ner\_eco\_md model (Fig. 3a) is a taxonomic NER model that uses spaCy's standard Tok2Vec layer to generate  
 198 contextual embeddings for the input tokens. This embedding layer is itself composed of two subnetworks.

199 The first subnetwork embeds input tokens into context-independent word vectors. The model first extracts a  
 200 number of subword features (normalised string form, prefix, suffix and word shape), each of which is embedded  
 201 separately using hash embedding (Svenstrup et al., 2017). Subword representations are concatenated and the resulting



vector is passed through a feed-forward subnetwork to generate a word vector for the input token. Enriching word vectors with subword information is a common approach for tackling the out-of-vocabulary problem (Bojanowski et al., 2017). In addition to subword features, spaCy's standard embedding layer can use pretrained word vector tables as additional features, which sometimes results in significant improvements in accuracy. The `en_ner_eco_md` model uses a 50k word vector table trained on a biomedical corpus and provided as part of `scispaCy`<sup>3</sup>, a Python library for practical biomedical/scientific text processing which heavily leverages the spaCy library (Neumann et al., 2019).

The second subnetwork encodes context into the context-independent embeddings generated by the first subnetwork using a convolutional neural network (CNN). CNNs are a class of deep neural networks, most commonly applied to image processing and computer vision, that uses a series of convolution layers to aggregate local information from multiple pixels/words/... and generate low-dimensional representations of the input data that successfully captures the spatial and/or temporal dependencies (Brodrick et al., 2019). The basic building block of spaCy's contextual encoder consists of a 3-gram convolution layer, that basically concatenates the vector representations of a token and its two neighbours, followed by a multi-layer perceptron that maps this concatenated vector to a lower dimensional output vector. This whole block (3-gram convolution layer + multi-layer perceptron) enables to relearn the meaning of a word (i.e. its embedding) based on its direct neighbours. By stacking more such blocks in the CNN architecture, the size of the surrounding context used to recalculate the embedding of a word increases, thus incorporating more contextual information in the representation.

The NER model resulting from the combination of CNN-based word embedding and transition-based sequence labelling is an efficient alternative to the standard solutions based on recurrent neural networks (RNNs) which have long dominated the NLP landscape (Lample et al., 2016; Giorgi and Bader, 2018; Li et al., 2020) and are now gradually being deposed by the Transformer model (Vaswani et al., 2017). In particular, spaCy's NER model is smaller and computationally cheaper. It therefore runs much faster than these state-of-the-art deep models, while delivering close performance.

### **`en_ner_eco_biobert`: a model designed for accuracy.**

Since version 3.0, spaCy has added support for Transformer models. Transformers (Vaswani et al., 2017) are a family of neural network architectures that utilise the mechanism of self-attention, i.e. weighing the influence of different parts of the input sequence, to capture long-range dependencies in sequential data. Transformers allow for significantly more parallelisation than sequence models like CNNs and RNNs, and therefore reduced training times. Due to this feature, Transformers have rapidly become the mainstream architecture for many NLP problems, replacing older RNN models such as the long short-term memory (LSTM), and bringing NLP to a new era.

Transformers are now commonly used to pretrain language representation models from a large amount of unannotated text. In contrast to GSCs, large-scale unlabelled corpora are relatively easy to construct. Such corpora can be leveraged by learning contextualized word representation models from them in an unsupervised manner. Then, with minimal architectural modification, the resulting pretrained language model can be applied to various downstream NLP tasks via a procedure called transfer learning Giorgi and Bader (2020). The use of word embeddings extracted from pretrained language models has brought significant performance gains on a number of NLP tasks, including named entity recognition. Hundreds of pretrained language models based on the Transformer architecture are now available through libraries such as HuggingFace's Transformers (Wolf et al., 2019), including general purpose language representation models such as BERT (Devlin et al., 2018) and XLNet (Yang et al., 2019), and domain-specific language models, such as SciBERT (Beltagy et al., 2019) for scientific text processing and BioBERT (Lee et al., 2020) for biomedical text mining. To our knowledge, there is no pretrained language model for ecological or evolutionary applications.

---

<sup>3</sup><https://allenai.github.io/scispaCy/>

243 In the en\_ner\_eco\_biobert NER model (Fig. 3b), spaCy's standard Tok2Vec embedding layer is replaced by BioBERT  
244 (Bidirectional Encoder Representations from Transformers for Biomedical TextMining), a domain-specific language rep-  
245 resentation model pretrained on large-scale biomedical corpora (PubMed abstracts and PMC full-text articles). In the  
246 absence of a Transformer model pretrained on ecological corpora, we chose a language model whose domain has com-  
247 monalities with ecology and evolution, and which shares with them a number of common entities of interest, notably  
248 taxa. In addition, Lee et al. (2020) obtained state-of-the-art results in a number of biomedical NLP tasks, including  
249 named entity recognition, relation extraction, and question answering, using BioBERT word vector representations.  
250 A recent survey also showed that of 6 open-source language models, BioBERT performed best on biomedical tasks  
251 Lewis et al. (2020).

252 Large pretrained Transformer models are tremendously effective for many NLP tasks. However, they have two  
253 main limitations. First, they usually require a large training corpus and easily overfit on small or modestly-sized datasets.  
254 Although large-scale unlabelled corpora are far easier to obtain than large-scale GSCs, building a corpus large enough  
255 (several billion words) to learn such a model requires significant engineering efforts. Second, inference in large Trans-  
256 former models is prohibitively slow and expensive due to the use of self-attention in multiple layers. Therefore, the  
257 en\_ner\_eco\_biobert model is more suitable for use cases where accuracy is more important than computation time.

## 258 2.2 | Training TaxoNERD's models using transfer learning

259 Performance of DNN-based approaches to NER largely depends on the availability of large amounts of high quality,  
260 manually annotated data in the form of gold standard corpora. The deeper the network architecture, the better the  
261 expected performance, but a much larger dataset is needed to fully train model parameters and prevent overfitting.  
262 In domains where GSCs tend to be small, as is the case in ecology and evolution, training such large neural networks  
263 from scratch, starting with randomly initialised weights, would overfit the training set badly, which would cause the  
264 resulting models to perform poorly on unseen data.

265 One approach to get around this problem is to first pretrain a DNN on a source task for which a large dataset is  
266 available. Then, the pretrained weights of this network are used to initialise the weights of a second network, which  
267 we continue to train on our typically smaller dataset for the target task (Fig. 4). This process, called transfer learning,  
268 has been shown to improve generalisation of the model, reduce training time on the target dataset, and reduce the  
269 amount of labelled data needed to obtain high performance (Giorgi and Bader, 2018). There are basically two common  
270 ways to transfer knowledge learned from one task or domain to another: feature extraction and fine-tuning.

271 **Feature extraction.** The pretrained model is used as an off-the-shelf feature extractor. The pretrained weights of the  
272 feature extraction layer are frozen, and a new classification layer is trained on the target dataset.

273 **Fine-tuning.** All the pretrained network's weights are unfrozen and updated (fine-tuned) for the target task.

274 The choice between feature extraction and fine-tuning may be guided by some criteria such as the size of the  
275 target dataset, and the similarity between the source and target datasets. In practice, fine-tuning is usually more  
276 general and convenient for many different downstream tasks, while requiring minimal architecture modifications.

277 Following the pretrain-and-finetune approach that has become the dominant paradigm for NLP applications in  
278 the last few years, we trained TaxoNERD models by reusing embedding layers that have been pretrained on large  
279 biomedical corpora, and fine-tuning the pretrained models on a GSC which was built by combining the COPIOUS and  
280 Bacteria Biotope task corpora. More precisely, the en\_ner\_eco\_md model is trained by fine-tuning the en\_sci\_core\_md  
281 model provided by the scispaCy library. As this model already includes a transition-based NER layer (trained to recog-

282 nise biomedical entities in general, without distinction between different types of entities), we kept the NER layer as it  
283 is, simply added a new class of entities corresponding to taxon names, and fine-tuned the whole network (embedding  
284 and labelling subnetworks) on our ecological GSC. To learn the en\_ner\_eco\_biobert model, we used the BioBERT lan-  
285 guage representation model as our embedding layer, followed by a transition-based NER layer with one output class  
286 (taxon name) and randomly initialised weights, and fine-tuned the whole network on our GSC. In both cases, all the  
287 layers are updated for the target task.

288 The networks for the target task were fine-tuned using Adam optimisation, with standard parameter values. The  
289 batch size was increased from 1 to 32 during training, as it has shown to be an effective trick (Smith et al., 2017). For  
290 regularisation, dropout was set to 0.2, and early stopping was used on the validation set with a patience of 1000 steps,  
291 i.e. the model stopped training if performance did not improve on the validation set during the last 1000 iterations  
292 (contrary to most deep learning framework, patience in spaCy is not specified as a number of epochs but as a number  
293 of steps).

## 294 2.3 | TaxoNERD's models evaluation

### 295 2.3.1 | Gold standard corpora for taxonomic NER

296 We evaluated TaxoNERD's models on 4 gold standard corpora specifically designed for taxonomic NER or with a strong  
297 focus on taxon names recognition : LINNAEUS, Species-800, COPIOUS, and the Bacteria Biotope task corpus (see  
298 Table 1 for a summary of these corpora). All four corpora are in English. Annotations usually include the boundaries of  
299 the named entity (start and end character offsets), its class and the entity's text, and are written in some annotation  
300 format, the two most common being the Standoff and IOB2 formats (Fig. 5). To facilitate evaluation, all annotations  
301 were converted to the Standoff format.

302 LINNAEUS (Gerner et al., 2010) is a GSC of 100 full-text biomedical articles that were randomly selected from the  
303 open-access subset of PubMed Central and manually annotated for species mentions. Mentions of genera or other  
304 higher-order taxonomic ranks (family, order, class...) were not annotated since it was not the focus of the original work.  
305 After annotation, all mentions of species terms were normalised by matching each mention to the corresponding taxon  
306 in the NCBI Taxonomy (Federhen, 2002). Of the 4,259 species mentions annotated in this corpus, 72% are common  
307 names, including terms that do not directly convey species names, such as "patient", "child", "boy" which indirectly  
308 refer to subspecies *Homo sapiens sapiens*. A total of 65% of all mentions are normal species mention while 28% are  
309 adjectival modifiers (e.g. "human" in "human P53").

310 Species-800 (Pafilis et al., 2013), or S800, is a GSC that was developed to increase the diversity of species names  
311 compared to the LINNAEUS corpus. S800 was constructed by randomly selecting 100 MEDLINE abstracts from jour-  
312 nals in each of the following 8 categories: bacteriology, botany, entomology, medicine, mycology, protistology, virol-  
313 ogy, and zoology. Taxon mentions, including Linnaean binomials, common names, strain names, and author-defined  
314 acronyms, were manually annotated. While the main focus was on annotating species mentions, other taxonomic  
315 ranks (e.g. kingdoms, orders, genera, strains) were also considered. The S800 corpus contains approximately the  
316 same number of annotated species mentions as the LINNAEUS corpus (3,708 mentions). However, the former con-  
317 tains more than three times as many unique species and names as the latter.

318 COPIOUS (Nguyen et al., 2019) is a GSC directed towards the extraction of species occurrence from the biodiver-  
319 sity literature. As such, COPIOUS covers a wider range of entities than LINNAEUS and S800, including taxon names,  
320 geographical locations, habitats, temporal expressions and person names. The COPIOUS corpus consists of 668 doc-  
321 ument pages downloaded from the Biodiversity Heritage Library (BHL). More than 28K entities have been manually

**TABLE 1** Gold standard corpora (GSCs) used for evaluation.

Corpus	Documents	Taxon mentions	NCBI IDs	Taxonomic rank	Documents type
LINNAEUS	100	4,259	Y	Species	PubMed Central full papers
S800	800	3,708	Y	All	MEDLINE abstracts
COPIOUS	668	12,227	N	All but microorganisms	Biodiversity Heritage Library pages
BB task corpus	392	2,487	Y	Only microorganisms	PubMed abstracts + full-text extracts

322 annotated by experts, 44% (12,227) of which are taxa. Annotated taxon mentions include species, genera, families and  
 323 all higher-order taxonomic ranks. Both current and historical scientific names were annotated. For scientific names  
 324 that include authorship information, two entities were created, one with the authorship information, the other with-  
 325 out. These entities are overlapping as they share a common substring. Annotations also include vernacular names  
 326 of species but vernacular names of taxonomic classes (e.g. fish, birds, mammals...) were not tagged as taxon names.  
 327 Since COPIOUS was developed specifically for extracting information about Philippine biodiversity, a non-negligible  
 328 part of common names are English transcriptions of Filipino names. However, the authors state that the corpus is  
 329 general enough to be employed for other biodiversity applications. Also, all microorganism names were excluded as  
 330 COPIOUS focuses on highly endangered species.

331 Conversely, the Bacteria Biotope (BB) task corpus (Bossy et al., 2019) focuses on the extraction of information  
 332 about microbial ecology. This GSC comprises 215 PubMed abstracts related to microorganisms and 177 extracts of  
 333 variable lengths (from one single sentence to a few paragraphs) selected from 20 full-text articles about microorgan-  
 334 isms of food interest. All mentions of microorganism names, habitats and phenotypes have been manually annotated,  
 335 as well as mentions of geographical places. In addition, microorganisms are normalised to taxa from the NCBI Tax-  
 336 onomy, and habitat and phenotype entities are normalised to concepts from the OntoBiotope ontology. Mentions  
 337 of microorganisms represent 34% (2,487) of the 7,232 entity mentions in the corpus. 54.8% of these microorganism  
 338 mentions have no exact string match with any concept in the NCBI Taxonomy.

339 Both COPIOUS and the BB task corpus contain overlapping entities, which are not supported by TaxoNERD's NER  
 340 models or any of the other evaluated systems. To get rid of overlapping entities, we preprocessed the entire corpora  
 341 by replacing all overlapping entities by the entity corresponding to their union, thus favouring longer mentions (for  
 342 instance, scientific names with authorship over simple binomial names).

### 343 2.3.2 | NER evaluation metrics

344 Each GSC was split into three disjoint subsets : one for training, one for validation during training, and one for testing.  
 345 Only the test set was used during evaluation. Although the training and validation sets of LINNAEUS and S800 were  
 346 not used for learning TaxoNERD's models, we decided to evaluate the methods on their test sets only so that results  
 347 are easier to compare with those obtained by models trained using these corpora (like the species recognition models  
 348 from Giorgi and Bader (2018) and Lee et al. (2020)). For LINNAEUS, we used the train/validation/test split of Giorgi  
 349 and Bader (2018). For S800, we used the split\_s800 script<sup>4</sup> to generate the three subsets. COPIOUS train, test  
 350 and validation subsets are available on the COPIOUS project webpage<sup>5</sup>. Finally, since the BB task corpus has been  
 351 published as part of a BioNLP challenge<sup>6</sup>, annotations are provided only for the train and validation sets. Therefore,  
 352 we used the validation set for testing, and randomly split the train set into train/validation subsets with a 85:15 ratio.

<sup>4</sup><https://github.com/spyysalo/s800>

<sup>5</sup><http://www.nactem.ac.uk/copious/>

<sup>6</sup><https://sites.google.com/view/bb-2019/>

**TABLE 2** NER tools selected for evaluation.

Tool	Language	Approach	Scientific names	Common names	Tax. ranks	Normalisation
MER	Awk	Dictionary	Y	Y	All	Y (NCBI)
Taxonfinder	JavaScript	Dictionary	Y	N	All	N
LINNAEUS	Java	Dictionary	Y	Y	Species	Y (NCBI)
SPECIES	C++	Dictionary	Y	Y	Species	Y (NCBI)
NetiNeti	Python	Rules + ML	Y	N	All	N
gnfinder	Scala	Dictionary + ML	Y	N	All	Y (190+ sources)
TaxoNERD	Python	Deep Neural Networks	Y	Y	All	Y (NCBI, GBIF)

353 Precision, recall and F-score are commonly used to assess and compare NER systems using gold standard corpora.  
 354 Precision is the percentage of predicted entities that match gold entities (i.e. entities that are annotated in the GSC),  
 355 recall is the percentage of gold entities that are correctly predicted, and F-score (also called  $F_1$ -score) combines these  
 356 two measures into a single score and is defined as the harmonic mean of precision and recall. Whether a prediction is  
 357 considered correct depends on the matching criterion used. The most common criterion is exact match: a predicted  
 358 entity is counted as a true positive if both its boundaries and its class fully coincide with a gold entity (see Fig. 6).

359 However, exact match may not be the most appropriate criterion for evaluating taxonomic NER systems. The  
 360 annotation of entity boundaries in a GSC depends on the task the corpus was designed for, but also on the person  
 361 performing the annotation. For example, annotation guidelines may ask the annotator to include authorship informa-  
 362 tion in scientific names or to stick to the binomial name only. Sometimes, both versions are annotated and we end up  
 363 with two overlapping entities (as in COPIOUS). Using exact match, a NER system that was designed to detect taxon  
 364 names with authorship will exhibit lower performance on a corpus in which only binomial names were annotated,  
 365 although it is able to find the relevant piece of information. Annotation inconsistencies are also very frequent within  
 366 a corpus. Inter-annotator disagreement may be due to different interpretations of annotation guidelines, or to differ-  
 367 ence in the level of expertise of each annotator. Inconsistencies also exist in the work of a single annotator, as it has  
 368 often been observed that the annotation behaviour changes over time as annotators gain more experience with their  
 369 task (Leser and Hakenberg, 2005).

370 Irregularities in the annotation scheme tend to underestimate NER methods performance, as these methods may  
 371 correctly predict an entity without exactly matching the gold entity boundaries. This is punished twice by the exact  
 372 match criterion, since it results in both a false negative and a false positive for simultaneously missing the gold entity  
 373 and predicting a partial match. One possible solution is to relax the matching criterion to a certain degree Tsai et al.  
 374 (2006). Indeed, in many applications, finding pieces of information is better than finding nothing at all, and exact match  
 375 may not reflect the true performance of a system in a practical setting. In addition to exact match, we evaluated all  
 376 methods using a relaxed criterion, approximate match, that counts a predicted entity as a true positive if there is some  
 377 gold entity that is a substring of the predicted entity (see Fig. 6). This criterion reflects the fact that for information  
 378 extraction applications, it is often better to overestimate entity boundaries than to miss relevant information.

## 379 2.4 | TaxoNERD: comparison with existing approaches

380 We compared TaxoNERD's NER models `en_ner_eco_md` and `en_ner_eco_biobert` with the most popular taxonomic  
 381 NER systems currently available to ecologists and practitioners. We chose to include only those tools that are readily  
 382 available either as standalone command-line tools or as high-level libraries that can be easily reused to build complex  
 383 information extraction pipelines. A summary of the features of each evaluated tool is provided in Table 2.

384 LINNAEUS<sup>7</sup> (Gerner et al., 2010) and SPECIES<sup>8</sup> (Pafilis et al., 2013) are two popular dictionary-based command-  
385 line softwares for taxon names recognition in biomedical documents. LINNAEUS dictionary of names covers 386,108  
386 species and 116,557 higher-order taxonomic ranks, while SPECIES dictionary contains all the species and strain names  
387 from the NCBI Taxonomy (as of 2013), including scientific names, common names and other synonyms. Both tools also  
388 include abbreviations that were generated automatically from species scientific names (for instance *D. melanogaster*  
389 from *Drosophila melanogaster*).

390 Taxonfinder<sup>9</sup> (Leary, 2014), NetiNeti<sup>10</sup> (Akella et al., 2012) and Global Names Finder<sup>11</sup> (gnfinder) all belong to  
391 the category of scientific name taggers as they were specifically designed to recognize mentions of scientific names  
392 only. Taxonfinder uses a combination of regular expressions and dictionaries to tag organism scientific names in text.  
393 Taxonfinder maintains separate dictionaries for species, genera and higher-order taxonomic ranks, all derived from  
394 a manually curated version of NameBank<sup>12</sup>. NetiNeti is a hybrid rule-based/machine learning solution to recognise  
395 scientific names of organisms in biomedical and biodiversity literature, including misspelled and new species names.  
396 Candidate mentions are identified using simple scientific name capitalisation and abbreviations rules and fed to a bi-  
397 nary classifier (Naïve Bayes) to decide whether they are a scientific name or not. Gnfinder is a hybrid dictionary-based  
398 and machine learning system for scientific names detection in text. Since December 2019, it has replaced Taxon-  
399 Finder and NetiNeti as the name-finding engine in the Global Names Recognition and Discovery service (Mozzherin  
400 and Shorthouse, 2019). It is currently used by the Biodiversity Heritage Library to locate taxonomic names in their  
401 corpus of legacy biodiversity documents (Constantino, 2020). Gnfinder uses a set of dictionaries (including separate  
402 dictionaries for species, genera and uninomials) to detect scientific name candidates and extract a number of useful  
403 features that are fed to a Naïve Bayes classifier to refine predictions.

404 We deliberately discarded taxonomic NER tools that cannot be considered as standalone tools because they are  
405 tied to a specific NLP architecture, e.g. the OrganismTagger (Naderi et al., 2011) system which comes as a GATE  
406 pipeline, or because they are only available as RESTful APIs, e.g. SR4GN (Wei et al., 2012). We also ruled out software  
407 that were not or very poorly documented, e.g. TaxonGrab (Koning et al., 2005), although we decided to include  
408 Taxonfinder because it is quite self-explained. Because LINNAEUS and SPECIES are tied to their built-in lists of names,  
409 specifically designed for biomedical use cases, their results on ecological corpora may not be representative of the  
410 true predictive power of dictionary-based approaches. We decided to include, as a baseline, our own dictionary-  
411 based taxonomic NER system created using MER (Couto and Lamurias, 2018), a minimal named-entity recognition  
412 and linking tool which only requires a lexicon with the list of terms representing the entities of interest. We created  
413 this lexicon by extracting all the taxon names from a dump of the NCBI Taxonomy, for a total of about 3.4M names.

### 414 3 | RESULTS

415 All scripts used for methods evaluation are available on the accompanying GitHub page<sup>13</sup>. TaxoNERD's models ability  
416 to detection mentions of taxa in text was evaluated on all four GSCs and compared to five existing taxonomic NER  
417 systems and one dictionary-based baseline. Performance are measured in terms of precision, recall and F-score using

---

<sup>7</sup><http://linnaeus.sourceforge.net/>

<sup>8</sup><https://species.jensenlab.org/>

<sup>9</sup><https://github.com/pleary/node-taxonfinder>

<sup>10</sup><https://github.com/dshorthouse/NetiNeti>

<sup>11</sup><https://github.com/gnames/gnfinder>

<sup>12</sup><http://ubio.org/index.php?pagename=namebank>

<sup>13</sup>[https://github.com/nlequillarme/snr\\_tools\\_and\\_methods](https://github.com/nlequillarme/snr_tools_and_methods)

418 both exact and approximate match criteria. The results are presented in Table 3 and shown in Fig. 7.

419 Dictionary-based approaches (LINNAEUS and SPECIES) performed best on biomedically-oriented corpora (LIN-  
420 NAEUS and S800), with LINNAEUS achieving the highest F-score of all evaluated methods on the LINNAEUS corpus,  
421 and SPECIES being ranked first on the S800 corpus. This may be explained by the fact that the LINNAEUS and S800  
422 corpora were first proposed as evaluation corpora for the LINNAEUS and SPECIES softwares respectively. It is likely  
423 that both methods were specifically tailored to perform well on their respective evaluation corpus. This could also  
424 explain the dramatic drop in performance observed for both methods on ecologically-oriented corpora (although the  
425 BB task corpus is composed of biomedical documents, it focuses on microorganisms ecology).

426 Scientific name taggers (Taxonfinder, NetiNeti, gfinder) achieved a rather high precision on both the LINNAEUS  
427 and Bacteria Biotope task corpora (with Taxonfinder achieving the second higher precision rate on both corpora), at the  
428 exception of gfinder whose precision using exact match is significantly lower than that of the other two methods. This  
429 can be attributed to the fact that gfinder tends to significantly overestimate entity boundaries, including irrelevant  
430 punctuation marks and neighbouring words as part of the entities, which negatively impacts its performance using  
431 the exact match criterion. However, using approximate matching, the performance of gfinder is similar to that of  
432 the other scientific name taggers. Their recall is consistently low on all corpora as these methods are designed to tag  
433 scientific names only, and all corpora also include annotations for common names. Despite using different approaches  
434 (dictionary, rules + machine learning, dictionary + machine learning), these methods perform quite similarly, with a  
435 slight advantage for Taxonfinder.

436 TaxoNERD's deep neural models significantly outperformed all other approaches on the two ecological corpora  
437 (COPIOUS and the BB task corpus). Of our two DNN models, the Transformer-based model en\_ner\_eco\_biobert con-  
438 sistentlly achieves the highest F-score on all corpora. TaxoNERD's models show a tendency to slightly overestimate  
439 entity boundaries. A possible explanation is that COPIOUS annotations of taxon scientific names include the author-  
440 ship information when available. As TaxoNERD's models are partly trained on the COPIOUS corpus, they may have  
441 learned to recognise punctuation marks and other symbols following a taxon scientific name as being part of this  
442 name. Using the approximate match criterion that values boundaries overestimation, the F-score of our deep models  
443 increases by about 3-6%. The performance of TaxoNERD's models on the COPIOUS corpora is of the same order  
444 of magnitude as that obtained by Nguyen et al. (2019) with their Bi-directional Long Short Term Memory (BiLSTM)  
445 model.

446 Finally, it is worth noting that our baseline dictionary-based approach (MER) performed poorly on all corpora,  
447 despite using a dictionary containing all the names in the NCBI Taxonomy. Nevertheless, its recall was significantly  
448 higher than that of LINNAEUS and SPECIES on the COPIOUS corpus.

## 449 4 | DISCUSSION

450 The recognition of ecological concepts in text is a key technology for biodiversity information extraction and knowl-  
451 edge base population, and accurate NER tools are needed to make the most of the already large and continuously  
452 growing corpus of ecological texts. While researchers are mainly interested in species distribution, traits, habitats or  
453 interactions, a fundamental prerequisite to extract this information is the ability to detect mentions of taxa in text. A  
454 number of taxonomic NER tools are readily available to ecologists, including scientific name taggers and dictionary-  
455 based NER systems for recognising species names in biomedical documents.

456 Our experiments suggest that these existing tools are unsuitable to extract information from the ecological and  
457 evolutionary literature. Despite their relative effectiveness at detecting scientific names, as demonstrated on the BB

task corpus which comprises a large proportion of such names, scientific name taggers are handicapped by their inability to detect common names. This is a barrier to ecological information extraction, as most references to taxonomic entities in the literature use their vernacular names, a taxon scientific name being often used only once or twice in the text for the sake of precision. The main alternative to scientific name taggers are dictionary-based taxonomic NER systems such as LINNAEUS and SPECIES. However, both methods rely on dictionaries that have been carefully tailored for biomedical use cases. As a result, these systems show high precision and recall on biomedical documents but their performance significantly drops on ecological corpora. When applied on ecological documents, both LINNAEUS and SPECIES miss many names, especially uninomials as these tools focus on species names. They are also prone to boundary estimation errors, missing authorship information and "sp." or "spp." abbreviations, as these forms of scientific names are not included in their dictionaries. Generally speaking, dictionary-based approaches lack robustness to previously unseen names, misspelling and other unexpected variants which are common in ecological papers. Their performance also depends heavily on the amount of effort put into creating a high-quality dictionary of names, as demonstrated by the poor performance of our baseline dictionary-based approach that uses a raw list of names from the NCBI Taxonomy.

None of the aforementioned taxonomic NER tools were able to recognise taxonomic entities in the COPIOUS corpus with satisfactory accuracy. COPIOUS being the biggest corpus of all four gold standards, it is also the one containing the largest diversity of taxon names, including scientific names (with or without authorship information), common names, abbreviations... which impedes the performance of dictionary-based NER systems and scientific name taggers. COPIOUS is also the only corpus composed exclusively of texts from the biodiversity literature, which causes biomedical NER tools like LINNAEUS and SPECIES to fail. TaxoNERD's deep neural models on the contrary have been specifically trained to recognise taxon mentions in ecological documents and achieve high precision and recall on both COPIOUS and the BB task corpus. As anticipated, the Transformer-based architecture achieves higher accuracy than spaCy's standard architecture based on trigram CNNs. Although the difference in performance between the two models is quite spectacular on the BB task corpus (which could be attributed to the use of BioBERT, a language model pretrained on biomedical corpora, to obtain embeddings for words in the BB task corpus, composed of biomedical documents), this difference narrows on COPIOUS. This suggests that the `en_ner_eco_md` is also a good candidate for taxonomic NER in the ecological literature. The choice between the two models will depend on the compromise the user has to make between speed and accuracy, or on the availability of GPUs to speed up the inference process in Transformer-based models. Interestingly, the performance of TaxoNERD's models on COPIOUS is consistent with the inter-annotator agreement reported by Nguyen et al. (2019) for this corpus. This suggests that our models are as good as human annotators at recognising taxon mentions in this corpus of documents.

Most of TaxoNERD's errors on COPIOUS test set are due to TaxoNERD missing local (Filipino) vernacular names, and sometimes common English names (false negatives). Despite its propensity to overestimate entity boundaries, it also happens that TaxoNERD misses all or part of the authorship information (sometimes by a simple punctuation mark), which is punished twice by both criteria (one false positive, one false negative). On the BB task corpus, most errors are due to TaxoNERD missing alpha-numeric codes in strain names, e.g. "B1157" in "*L. lactis subsp. cremoris* B1157", or to TaxoNERD's tagging non-microorganism names, which are not annotated in the BB task corpus. Detecting strain mentions is recognised as a particularly difficult problem (Naderi et al., 2011) as they are prone to boundary estimation errors.

Although TaxoNERD is able to extract relevant information from ecological text with high precision and recall, performance drops on biomedical corpora. When looking at the predicted entities for the LINNAEUS and S800 corpora, we observe that TaxoNERD's models tend to tag non-taxonomic scientific terms ("*Oligonucleoside methylphosphonates*"), allele and gene variant names, people names, and other capitalised expressions ("*Sequencing Kit*", "*Staminal*



501 column", "*Immense tree*") as taxonomic entities. Additionally, TaxoNERD failed to recognise some terms considered as  
502 taxon names in the LINNAEUS and S800 corpora. This includes virus strain names and acronyms, such as "*H1N1*"  
503 or "*H5 influenza virus*", but also terms that do not directly convey species names such as "*patient*", "*participants*" or  
504 "*people*". As these terms are not relevant for ecological information extraction, this simply confirms that TaxoNERD  
505 is well suited for taxonomic NER in the ecological literature but should not be used (or at least carefully) for biomedical  
506 NER. It is also worth mentioning that the second major source of errors in the S800 corpus was the presence of  
507 many unannotated taxon names. Although TaxoNERD successfully detects these mentions, they are counted as false  
508 positives and result in a significant drop in precision.

509 DNN-based NER systems have achieved state-of-the-art results in a number of domains, and biomedical infor-  
510 mation extraction pipelines are now heavily relying on pretrained biomedical language models such as BioBERT (Lee  
511 et al., 2020), which are fine-tuned for downstream tasks, including named entity recognition and relation extraction.  
512 At the same time, we can see the number of initiatives to make DNN-based NLP solutions accessible to non experts  
513 multiplying. While researchers have access to state-of-the-art tools for biomedical information extraction (Perera  
514 et al., 2020), the ecological community has yet to get on the deep learning train and develop its own models and tools  
515 tailored to its specific use cases.

516 TaxoNERD is a very first step in this direction, which has not yet renounced its biomedical heritage, as it relies  
517 on pretrained biomedical models that are fine-tuned on an ecological corpus. Yet, it shows a significant gain in per-  
518 formance compared to existing tools for taxonomic NER in the biodiversity literature. Available as a command-line  
519 tool and a Python library, TaxoNERD can recognise all variants of scientific names and common names, as well as  
520 user-defined abbreviations thanks to scispaCy's implementation of the simple abbreviation detection algorithm of  
521 Schwartz and Hearst (2002). With its two models, TaxoNERD provides different ways to balance speed and accuracy.  
522 TaxoNERD can also link taxon mentions to entities in a reference taxonomy using an approximate nearest neighbour  
523 search algorithm. Currently, TaxoNERD can link taxonomic entities to the NCBI Taxonomy (Federhen, 2002), GBIF  
524 Backbone Taxonomy (GBIF Secretariat, 2019) and TAXREF, the French national taxonomic register (Gargominy et al.,  
525 2019). Based on spaCy, TaxoNERD can be easily integrated into complex ecological information extraction pipelines  
526 while remaining very easy to use, bringing the predictive power of DNN-based NER systems to non-expert users.

527 TaxoNERD opens up many avenues for improving the performance of ecological NER systems. First, deep learning  
528 algorithms perform better with more data. To our knowledge, COPIOUS and the BB task corpus are the only gold  
529 standards designed specifically for ecological applications. Although this represents a significant amount of annotated  
530 documents, the performance of our models tends to peak. Using a larger training corpus, we could probably increase  
531 the accuracy of our models, or we could train more complex architectures with a greatest predictive power. However,  
532 as already mentioned, creating a GSC is a complex and costly process. A first alternative is data augmentation, which  
533 consists of expanding the training set by applying transformations to training instances without changing their labels  
534 (Dai and Adel, 2020). Another alternative is to use DNNs to learn a good language representation model from a large  
535 corpus of unannotated documents, and to use transfer learning to adapt the pretrained model to downstream tasks.  
536 In contrast to gold standards, large-scale unlabelled corpora are relatively easy to construct as they do not require any  
537 annotation effort. While there exists a number of pretrained language models for biomedical NLP, there exists none  
538 for ecological applications. Although we demonstrated with TaxoNERD that biomedical language models can be fine-  
539 tuned on ecological datasets with satisfactory performance, a domain-specific language representation pretrained on  
540 a large-scale ecological corpus would surely boost the performance of ecological information extraction tools.

541 Post-processing can also improve the quality and accuracy of predictions (Perera et al., 2020). For example, if a  
542 certain named entity is tagged once or several times in a document, and the same entity exist elsewhere in the text,  
543 untagged, then post-processing could make sure these missed NERs are also tagged with their predicted class, thus

544 increasing recall. Another important subtask at this point is to resolve coreferences, i.e. mentions of taxa that appears  
545 as pronouns or noun phrases and which must be linked to the taxon names they refer to. Resolving coreferences  
546 is essential for a lot of higher-level information extraction tasks, including relation extraction, as much information  
547 concerning a taxon may be contained in sentences that do not explicitly use the taxon name. However, it is still  
548 considered one of the most difficult NLP tasks (Ng, 2017). State-of-the-art neural coreference resolution models  
549 have been made available in spaCy and require careful evaluation on ecological texts, but it seems likely that, as for  
550 many NLP tasks, domain-specific models will be needed to obtain better performance. Closely related to the problem  
551 of coreference resolution, entity normalisation is the task of disambiguating each textual mention to the correct entry  
552 in a given knowledge base. For instance, in the sentence "*Brown bears (Ursus arctos) flexibly change their feeding habits*  
553 *depending on the availability of dietary resources*", the mentions "*Brown bears*", "*Ursus arctos*" and "*their*" all refer to the  
554 unique entity with ID NCBI:txid9644 in the NCBI Taxonomy. Entity normalisation is a critical step in the process of  
555 turning unstructured textual information into machine-understandable facts.

556 In the longer term, we envision the creation a toolkit of state-of-the-art algorithms that would let ecologists and  
557 practitioners create their own pipelines to extract useful information on species distributions, traits or interactions  
558 from scientific and grey literature. This toolkit would include an ecological NER system with additional entity types  
559 (e.g. habitat, phenotype, etc.), coreference resolution and entity normalisation engines, a relation extractor to detect  
560 relationships between entities (e.g. interspecific interactions), and other NLP tools that will hopefully facilitate access  
561 to the considerable amount of knowledge held by the current (and future) body of published literature in ecology and  
562 evolution.

## 563 **acknowledgements**

564 The research received funding from the French Agence Nationale de la Recherche (ANR) through the GlobNets (ANR-  
565 16-CE02-0009) project and through MIAI@Grenoble Alpes (ANR-19-P3IA-0003). We thank Lorraine Goeruiot and  
566 Martin Jeanmougin for their valuable comments and for proofreading the article.

## 567 **authors' contributions**

568 NLG and WT conceived the ideas and designed the study. NLG performed the literature review and the evaluation.  
569 NLG also designed TaxoNERD and trained the underlying models. NG produced the initial draft of the paper that was  
570 further revised and approved by WT.

## 571 **data availability**

572 All the scripts used for the evaluation and the links to the four gold standard corpora are available on the GitHub  
573 repository accompanying this paper ([https://github.com/nleguillarme/snr\\_tools\\_and\\_methods](https://github.com/nleguillarme/snr_tools_and_methods)). TaxoNERD is  
574 available on PyPI under a MIT license; the sources, including the configuration files used to fine-tune the models, can  
575 be downloaded from the project's GitHub repository (<https://github.com/nleguillarme/taxonerd>).

## 576 **references**

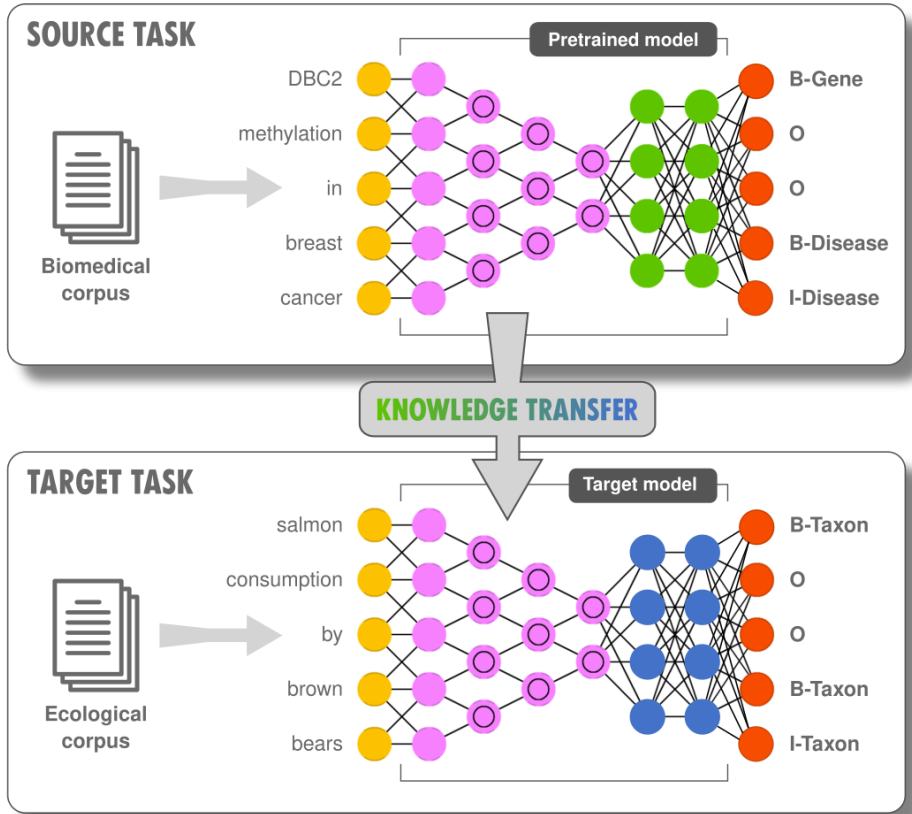
577 Akella, L. M., Norton, C. N. and Miller, H. (2012) NetiNeti: discovery of scientific names from text using machine learning  
578 methods. *BMC bioinformatics*, **13**, 211.

- 579 Beltagy, I., Lo, K. and Cohan, A. (2019) SciBERT: A pretrained language model for scientific text. *arXiv preprint*  
580 *arXiv:1903.10676*.
- 581 Bojanowski, P., Grave, E., Joulin, A. and Mikolov, T. (2017) Enriching word vectors with subword information. *Transactions of*  
582 *the Association for Computational Linguistics*, **5**, 135–146.
- 583 Bossy, R., Deléger, L., Chaix, E., Ba, M. and Nédellec, C. (2019) Bacteria Biotope at BioNLP Open Shared Tasks 2019. In  
584 *Proceedings of The 5th Workshop on BioNLP Open Shared Tasks*, 121–131.
- 585 Brodrick, P. G., Davies, A. B. and Asner, G. P. (2019) Uncovering ecological patterns with convolutional neural networks. *Trends*  
586 *in ecology & evolution*, **34**, 734–745.
- 587 Campos, D., Matos, S. and Oliveira, J. L. (2012) Biomedical named entity recognition: a survey of machine-learning tools.  
588 *Theory and Applications for Advanced Text Mining*, 175–195.
- 589 Chaix, E., Deléger, L., Bossy, R. and Nédellec, C. (2019) Text mining tools for extracting information about microbial biodiversity  
590 in food. *Food microbiology*, **81**, 63–75.
- 591 Compson, Z. G., Monk, W. A., Curry, C. J., Gravel, D., Bush, A., Baker, C. J., Al Manir, M. S., Riazanov, A., Hajjibabaei, M.,  
592 Shokralla, S. et al. (2018) Linking DNA metabarcoding and text mining to create network-based biomonitoring tools: A  
593 case study on boreal wetland macroinvertebrate communities. In *Advances in Ecological Research*, vol. 59, 33–74. Elsevier.
- 594 Constantino, G. (2020) BHL Improves the Speed and Accuracy of its Taxonomic Name Finding Services with gnfnder. <https://blog.biodiversitylibrary.org/2020/07/bhl-improvestaxonomic-name-services-gnfnder.html>. [Online; accessed  
595 26-November-2020].
- 597 Cornford, R., Deinet, S., De Palma, A., Hill, S. L., McRae, L., Pettit, B., Marconi, V., Purvis, A. and Freeman, R. (2020) Fast,  
598 scalable, and automated identification of articles for biodiversity and macroecological datasets. *Global Ecology and Bio-*  
599 *geography*.
- 600 Couto, F. M. and Lamurias, A. (2018) Mer: a shell script and annotation server for minimal named entity recognition and linking.  
601 *Journal of cheminformatics*, **10**, 1–10.
- 602 Dai, X. and Adel, H. (2020) An analysis of simple data augmentation for named entity recognition. *arXiv preprint*  
603 *arXiv:2010.11683*.
- 604 Deroncourt, F., Lee, J. Y. and Szolovits, P. (2017) NeuroNER: an easy-to-use program for named-entity recognition based on  
605 neural networks. *Conference on Empirical Methods on Natural Language Processing (EMNLP)*.
- 606 Devlin, J., Chang, M.-W., Lee, K. and Toutanova, K. (2018) BERT: Pre-training of deep bidirectional transformers for language  
607 understanding. *arXiv preprint arXiv:1810.04805*.
- 608 Farley, S. S., Dawson, A., Goring, S. J. and Williams, J. W. (2018) Situating ecology as a big-data science: Current advances,  
609 challenges, and solutions. *BioScience*, **68**, 563–576.
- 610 Federhen, S. (2002) The taxonomy project. In *The NCBI Handbook [Internet]* (eds. J. McEntyre and J. Ostell), chap. 4. Bethesda  
611 (MD): National Center for Biotechnology Information (US).
- 612 Gargominy, O., Terceire, S., Régner, C., Ramage, T., Dupont, P., Vandel, E., Daszkiewicz, P., Léotard, G., Courtecuisse, R., An-  
613 tonetti, P., Canard, A., Lévêque, A., Leblond, S., De Massary, J.-C., Haffner, P., Jourdan, H., Dewynter, M., Horellou, A., Noël,  
614 P., Noblecourt, T., Comolet, J., Touroult, J., Barbut, J., Rome, Q., Delfosse, E., Bernard, J.-F., Bock, B., Malécot, V., Boulet,  
615 V., Hugonnot, V., Robbert Gradstein, S., Lavocat Bernard, E., Ah-Peng, C., Moreau, P. and Lebouvier, M. (2019) TAXREF  
616 v13.0, référentiel taxonomique pour la France. Muséum national d'Histoire naturelle, Paris. [Archive de téléchargement  
617 contenant 8 fichiers.].
- 618 GBIF Secretariat (2019) GBIF Backbone Taxonomy. Checklist dataset <https://doi.org/10.15468/39omei>. [Online; accessed  
619 via GBIF.org on 2021-01-04].

- 620 Gerner, M., Nenadic, G. and Bergman, C. M. (2010) LINNAEUS: a species name identification system for biomedical literature.  
621 *BMC bioinformatics*, **11**, 85.
- 622 Giorgi, J. M. and Bader, G. D. (2018) Transfer learning for biomedical named entity recognition with neural networks. *Bioin-*  
623 *formatics*, **34**, 4087–4094.
- 624 – (2020) Towards reliable named entity recognition in the biomedical domain. *Bioinformatics*, **36**, 280–286.
- 625 Goodfellow, I., Bengio, Y., Courville, A. and Bengio, Y. (2016) *Deep learning*, vol. 1. MIT press Cambridge.
- 626 Hallgren, W., Beaumont, L., Bowness, A., Chambers, L., Graham, E., Holewa, H., Laffan, S., Mackey, B., Nix, H., Price, J. et al.  
627 (2016) The biodiversity and climate change virtual laboratory: where ecology meets big data. *Environmental Modelling &*  
628 *Software*, **76**, 182–186.
- 629 Ji, S., Pan, S., Cambria, E., Marttinen, P. and Yu, P. S. (2020) A survey on knowledge graphs: Representation, acquisition and  
630 applications. *arXiv preprint arXiv:2002.00388*.
- 631 Koning, D., Sarkar, I. N. and Moritz, T. (2005) TaxonGrab: Extracting taxonomic names from text. *Biodiversity Informatics*, **2**,  
632 79–82.
- 633 Lample, G., Ballesteros, M., Subramanian, S., Kawakami, K. and Dyer, C. (2016) Neural architectures for named entity recog-  
634 nition. In *Proceedings of the 2016 Conference of the North American Chapter of the Association for Computational Linguistics:*  
635 *Human Language Technologies*, 260–270.
- 636 Leary, P. (2014) taxonfinder.org. <http://taxonfinder.org>. [Online; accessed 9-October-2020].
- 637 Lee, J., Yoon, W., Kim, S., Kim, D., Kim, S., So, C. H. and Kang, J. (2020) BioBERT: a pre-trained biomedical language represen-  
638 tation model for biomedical text mining. *Bioinformatics*, **36**, 1234–1240.
- 639 Leser, U. and Hakenberg, J. (2005) What makes a gene name? named entity recognition in the biomedical literature. *Briefings*  
640 *in bioinformatics*, **6**, 357–369.
- 641 Lewis, P., Ott, M., Du, J. and Stoyanov, V. (2020) Pretrained language models for biomedical and clinical tasks: Understanding  
642 and extending the state-of-the-art. In *Proceedings of the 3rd Clinical Natural Language Processing Workshop*, 146–157.
- 643 Li, J., Sun, A., Han, J. and Li, C. (2020) A survey on deep learning for named entity recognition. *IEEE Transactions on Knowledge*  
644 *and Data Engineering*.
- 645 Liu, F., Chen, J., Jagannatha, A. and Yu, H. (2016) Learning for biomedical information extraction: Methodological review of  
646 recent advances. *arXiv preprint arXiv:1606.07993*.
- 647 Michener, W. K. and Jones, M. B. (2012) Ecoinformatics: supporting ecology as a data-intensive science. *Trends in ecology &*  
648 *evolution*, **27**, 85–93.
- 649 Mikolov, T., Chen, K., Corrado, G. and Dean, J. (2013) Efficient estimation of word representations in vector space. *arXiv*  
650 *preprint arXiv:1301.3781*.
- 651 Mozzherin, D. and Shorthouse, D. P. (2019) Global names recognition and discovery (GNRD). URL: [https://doi.org/10.5281/](https://doi.org/10.5281/zenodo.3569619)  
652 [zenodo.3569619](https://doi.org/10.5281/zenodo.3569619).
- 653 Muñoz, G., Kissling, W. D. and van Loon, E. E. (2019) Biodiversity observations miner: A web application to unlock primary  
654 biodiversity data from published literature. *Biodiversity data journal*.
- 655 Naderi, N., Kappler, T., Baker, C. J. and Witte, R. (2011) OrganismTagger: detection, normalization and grounding of organism  
656 entities in biomedical documents. *Bioinformatics*, **27**, 2721–2729.

- 657 Neumann, M., King, D., Beltagy, I. and Ammar, W. (2019) ScispaCy: Fast and Robust Models for Biomedical Natural Lan-  
658 guage Processing. In *Proceedings of the 18th BioNLP Workshop and Shared Task*, 319–327. Florence, Italy: Association for  
659 Computational Linguistics. URL: <https://www.aclweb.org/anthology/W19-5034>.
- 660 Ng, V. (2017) Machine learning for entity coreference resolution: A retrospective look at two decades of research. In *Thirty-  
661 First AAAI Conference on Artificial Intelligence*.
- 662 Nguyen, N. T., Gabud, R. S. and Ananiadou, S. (2019) COPIOUS: A gold standard corpus of named entities towards extracting  
663 species occurrence from biodiversity literature. *Biodiversity data journal*.
- 664 Pafilis, E., Frankild, S. P., Fanini, L., Faulwetter, S., Pavloudi, C., Vasileiadou, A., Arvanitidis, C. and Jensen, L. J. (2013) The  
665 SPECIES and ORGANISMS resources for fast and accurate identification of taxonomic names in text. *PLoS one*, **8**, e65390.
- 666 Pennington, J., Socher, R. and Manning, C. D. (2014) Glove: Global vectors for word representation. In *Proceedings of the 2014  
667 conference on empirical methods in natural language processing (EMNLP)*, 1532–1543.
- 668 Perera, N., Dehmer, M. and Emmert-Streib, F. (2020) Named entity recognition and relation detection for biomedical informa-  
669 tion extraction. *Frontiers in Cell and Developmental Biology*, **8**, 673.
- 670 Qiu, X., Sun, T., Xu, Y., Shao, Y., Dai, N. and Huang, X. (2020) Pre-trained models for natural language processing: A survey.  
671 *arXiv preprint arXiv:2003.08271*.
- 672 Sautter, G., Böhm, K. and Agosti, D. (2006) A combining approach to find all taxon names (FAT). *Biodiversity informatics*, **3**.
- 673 Schwartz, A. S. and Hearst, M. A. (2002) A simple algorithm for identifying abbreviation definitions in biomedical text. In  
674 *Biocomputing 2003*, 451–462. World Scientific.
- 675 Smith, S. L., Kindermans, P.-J., Ying, C. and Le, Q. V. (2017) Don't decay the learning rate, increase the batch size. *arXiv preprint  
676 arXiv:1711.00489*.
- 677 Soranno, P. A. and Schimel, D. S. (2014) Macrosystems ecology: big data, big ecology. *Frontiers in Ecology and the Environment*,  
678 **12**, 3–3.
- 679 Svenstrup, D., Hansen, J. M. and Winther, O. (2017) Hash embeddings for efficient word representations. *arXiv preprint  
680 arXiv:1709.03933*.
- 681 Tamaddoni-Nezhad, A., Milani, G. A., Raybould, A., Muggleton, S. and Bohan, D. A. (2013) Construction and validation of food  
682 webs using logic-based machine learning and text mining. In *Advances in Ecological Research*, vol. 49, 225–289. Elsevier.
- 683 Thessen, A. E., Cui, H. and Mozzherin, D. (2012) Applications of natural language processing in biodiversity science. *Advances  
684 in bioinformatics*, **2012**.
- 685 Thessen, A. E. and Parr, C. S. (2014) Knowledge extraction and semantic annotation of text from the encyclopedia of life. *PLoS  
686 one*, **9**, e89550.
- 687 Tsai, R. T.-H., Wu, S.-H., Chou, W.-C., Lin, Y.-C., He, D., Hsiang, J., Sung, T.-Y. and Hsu, W.-L. (2006) Various criteria in the  
688 evaluation of biomedical named entity recognition. *BMC bioinformatics*, **7**, 92.
- 689 Vaswani, A., Shazeer, N., Parmar, N., Uszkoreit, J., Jones, L., Gomez, A. N., Kaiser, Ł. and Polosukhin, I. (2017) Attention is all  
690 you need. In *Proceedings of the 31st International Conference on Neural Information Processing Systems*, 6000–6010.
- 691 Wei, C.-H., Kao, H.-Y. and Lu, Z. (2012) SR4GN: a species recognition software tool for gene normalization. *PLoS one*, **7**,  
692 e38460.
- 693 Wilkinson, M. D., Dumontier, M., Aalbersberg, I. J., Appleton, G., Axton, M., Baak, A., Blomberg, N., Boiten, J.-W., da Silva Santos,  
694 L. B., Bourne, P. E. et al. (2016) The FAIR guiding principles for scientific data management and stewardship. *Scientific  
695 data*, **3**, 1–9.

- 696 Wolf, T., Debut, L., Sanh, V., Chaumond, J., Delangue, C., Moi, A., Cistac, P., Rault, T., Louf, R., Funtowicz, M., Davison, J.,  
697 Shleifer, S., von Platen, P., Ma, C., Jernite, Y., Plu, J., Xu, C., Scao, T. L., Gugger, S., Drame, M., Lhoest, Q. and Rush, A. M.  
698 (2019) HuggingFace's transformers: State-of-the-art natural language processing. *ArXiv*, [abs/1910.03771](#).
- 699 Yang, Z., Dai, Z., Yang, Y., Carbonell, J., Salakhutdinov, R. and Le, Q. V. (2019) XLNet: Generalized autoregressive pretraining  
700 for language understanding. *arXiv preprint arXiv:1906.08237*.
- 701 Zhang, Y., Rahman, M. M., Braylan, A., Dang, B., Chang, H.-L., Kim, H., McNamara, Q., Angert, A., Banner, E., Khetan, V. et al.  
702 (2016) Neural information retrieval: A literature review. *arXiv preprint arXiv:1611.06792*.



**FIGURE 4** State-of-the-art NER systems are based on deep neural networks that learn latent features from large amounts of data. When only small datasets are available for the target task, a common approach is to use transfer learning. In this example, transfer learning is used to adapt a DNN trained on a large biomedical corpus to the ecological domain. The feature extraction subnetwork (pink nodes) is frozen, while the NER layers (green, then blue nodes) are retrained on the ecological corpus. Alternatively, the pretrained model parameters can be unfrozen and the whole network be fine-tuned on the target task corpus.

**ANNOTATED DOCUMENT**

In California LOC, white sharks TAX (Carcharodon carcharias TAX) mistargeting southern sea otters TAX (Enhydra lutris nereis TAX) are an emergent impact to sea otter TAX recovery, inhibiting the broader ecosystem restoration sea otters TAX might provide.

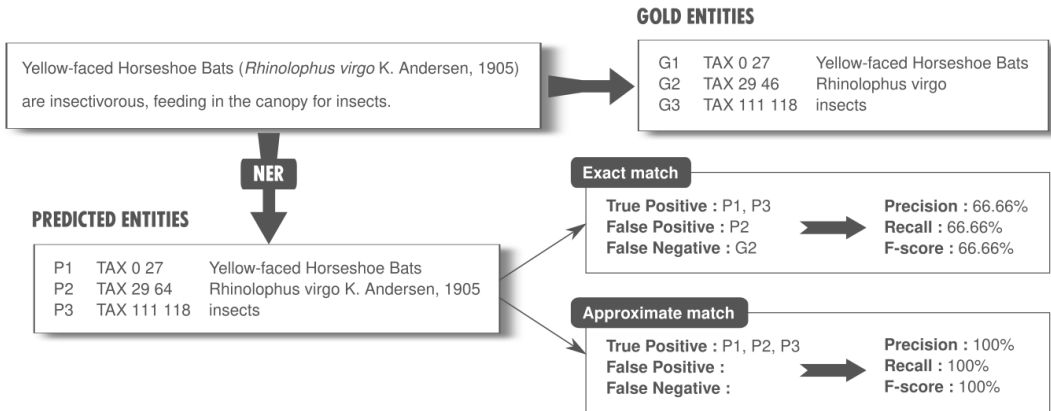
**IOB2 format**

In O  
 California B-LOC  
 , O  
 white B-TAX  
 sharks I-TAX  
 ( O  
 Carcharodon B-TAX  
 carcharias I-TAX  
 ) O  
 mistargeting O  
 southern B-TAX  
 sea I-TAX  
 otters I-TAX  
 ( O  
 Enhydra B-TAX  
 lutris I-TAX  
 nereis I-TAX  
 ...

**Standoff format**

T1	LOC 3 13	California
T2	TAX 15 27	white sharks
T3	TAX 29 52	Carcharodon carcharias
T4	TAX 66 85	southern sea otters
T5	TAX 87 108	Enhydra lutris nereis
T6	TAX 136 145	sea otter
T7	TAX 201 211	sea otters

**FIGURE 5** A gold standard corpus is a collection of manually annotated documents. An entity's annotation includes at least the left and right boundaries of the entity span as well as its class. Standoff and IOB2 are the two most common tagging formats. In IOB2, the B- prefix indicates that the token is the beginning of an entity, and the I- prefix indicates that the token is inside an entity. An O tag indicates that a token belongs to no entity.

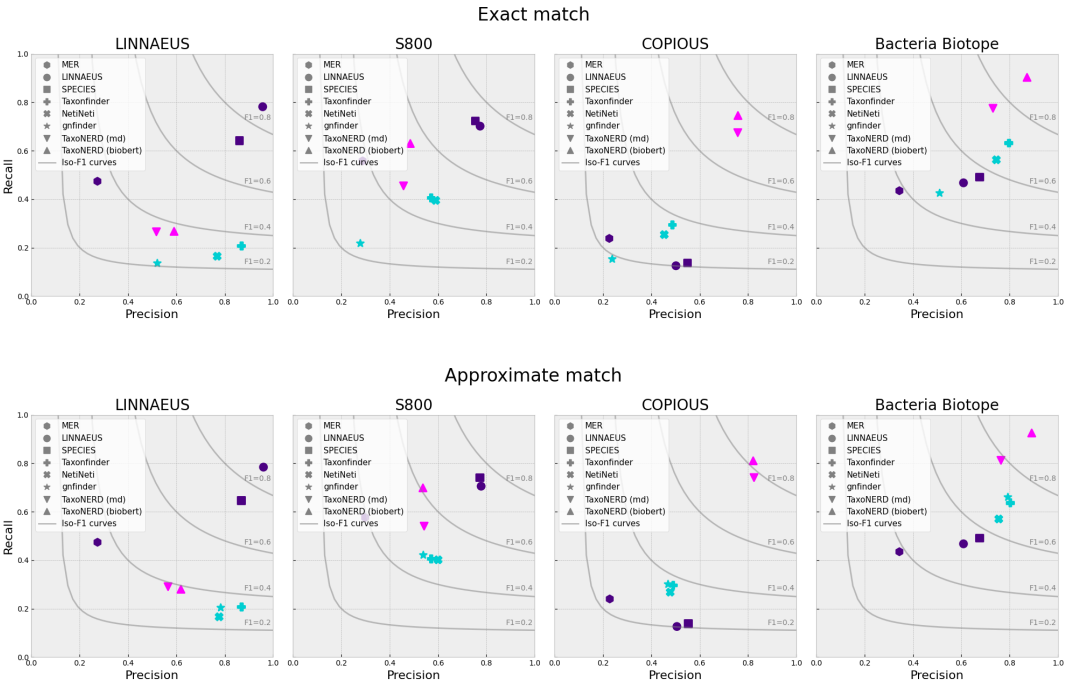


**FIGURE 6** All methods were evaluated in terms of precision, recall and F-score using two matching criteria: exact and approximate match. As the exact match criterion tends to be too strict, underestimating the performance of NER methods in practical settings, we also used a relaxed criterion that judges as correct a predicted entity if it encompasses a gold entity.



**TABLE 3** Precision, recall and F-score for the eight taxonomic NER systems evaluated on the four gold standard corpora, using exact match and approximate match as evaluation criteria.

Corpus	Software	Exact match			Approximate match		
		PRE (%)	REC (%)	F <sub>1</sub> (%)	PRE (%)	REC (%)	F <sub>1</sub> (%)
LINNAEUS	MER	27.35	47.40	34.69	27.38	47.40	34.71
	<b>LINNAEUS</b>	<b>95.71</b>	<b>78.14</b>	<b>86.04</b>	<b>96.03</b>	<b>78.39</b>	<b>86.32</b>
	SPECIES	86.04	64.22	73.55	86.73	64.73	74.13
	Taxonfinder	86.83	20.84	33.61	86.83	20.84	33.61
	NetiNeti	76.89	16.48	27.14	77.69	16.65	27.43
	gnfinder	52.13	13.58	21.54	78.36	20.41	32.38
	TaxoNERD (md)	51.75	26.56	35.10	56.57	29.08	38.42
	TaxoNERD (biobert)	59.06	26.73	36.80	61.89	28.01	38.57
S800	MER	28.82	55.80	38.01	29.86	57.63	39.34
	LINNAEUS	<b>77.41</b>	70.14	73.60	<b>77.84</b>	70.53	74.01
	<b>SPECIES</b>	75.31	<b>72.36</b>	<b>73.80</b>	77.20	<b>74.19</b>	<b>75.66</b>
	Taxonfinder	57.04	40.68	47.49	57.04	40.68	47.49
	NetiNeti	59.06	39.50	47.34	60.04	40.16	48.12
	gnfinder	27.88	21.77	24.45	53.92	42.11	47.29
	TaxoNERD (md)	45.74	45.50	45.62	54.26	54.05	54.15
	TaxoNERD (biobert)	48.54	62.97	54.82	53.77	69.84	60.76
COPIOUS	MER	22.63	23.82	23.21	22.81	24.02	23.40
	LINNAEUS	50.20	12.55	20.08	50.59	12.65	20.24
	SPECIES	54.86	13.82	22.08	55.25	13.92	22.24
	Taxonfinder	48.63	29.51	36.73	48.95	29.76	37.02
	NetiNeti	45.36	25.39	32.56	47.81	26.82	34.36
	gnfinder	23.85	15.29	18.64	46.94	30.10	36.68
	TaxoNERD (md)	75.77	67.45	71.37	<b>82.49</b>	74.09	78.06
	<b>TaxoNERD (biobert)</b>	<b>75.85</b>	<b>74.51</b>	<b>75.17</b>	82.14	<b>81.00</b>	<b>81.57</b>
BB task	MER	34.39	43.50	38.41	34.39	43.50	38.41
	LINNAEUS	60.91	46.75	52.90	60.91	46.75	52.90
	SPECIES	67.47	49.25	56.94	67.47	49.25	56.94
	Taxonfinder	79.56	63.25	70.47	80.19	63.75	71.03
	NetiNeti	74.50	56.25	64.10	75.50	57.00	64.96
	gnfinder	51.05	42.50	46.38	79.28	66.00	72.03
	TaxoNERD (md)	73.11	77.50	75.24	76.42	81.20	78.74
	<b>TaxoNERD (biobert)</b>	<b>87.20</b>	<b>90.25</b>	<b>88.70</b>	<b>89.13</b>	<b>92.48</b>	<b>90.77</b>



**FIGURE 7** Precision and recall obtained on the four gold standard corpora using the exact match criterion (top) and the approximate match criterion (bottom). Grey lines represent iso-F<sub>1</sub> curves. The different colors are used to distinguish between the different categories of tools : dictionary-based NER systems (violet), scientific name taggers (blue) and deep neural networks (pink).