



HAL
open science

Rate constant of H atom reaction with Br₂ determined between 220 and 950 K

Yuri Bedjanian

► **To cite this version:**

Yuri Bedjanian. Rate constant of H atom reaction with Br₂ determined between 220 and 950 K. Chemical Physics Letters, 2023, 825, pp.140616. 10.1016/j.cplett.2023.140616 . hal-04160980

HAL Id: hal-04160980

<https://cnrs.hal.science/hal-04160980>

Submitted on 26 Oct 2023

HAL is a multi-disciplinary open access archive for the deposit and dissemination of scientific research documents, whether they are published or not. The documents may come from teaching and research institutions in France or abroad, or from public or private research centers.

L'archive ouverte pluridisciplinaire **HAL**, est destinée au dépôt et à la diffusion de documents scientifiques de niveau recherche, publiés ou non, émanant des établissements d'enseignement et de recherche français ou étrangers, des laboratoires publics ou privés.

Rate constant of H atom reaction with Br₂ determined between 220 and 950 K

Yuri Bedjanian*

Institut de Combustion, Aérodynamique, Réactivité et Environnement (ICARE), CNRS
45071 Orléans Cedex 2, France

* Corresponding author. E-mail: yuri.bedjanian@cns-orleans.fr

ABSTRACT

Rate constant of the reaction $\text{H} + \text{Br}_2 \rightarrow \text{HBr} + \text{Br}$ (1) has been measured in a discharge flow reactor with mass spectrometric monitoring of the species involved: $k_1 = 7.06 \times 10^{-11} (T/298)^{0.88} \exp(182/T) \text{ cm}^3 \text{ molecule}^{-1} \text{ s}^{-1}$ at $T = 220 - 950 \text{ K}$ (with estimated total uncertainty on the rate constant of 15% at all temperatures). The kinetic data in the present work challenge previous experimental measurements and support the most recent theoretical calculations.

Keywords: Hydrogen atom, Bromine, Kinetics, Rate constant, Temperature dependence.

1. Introduction

The reaction of hydrogen atoms with molecular bromine



has been the subject of several kinetic [1-4], dynamic [5, 6] and theoretical [7-10] investigations. Reaction (1) leads to the formation of the vibrationally excited HBr, hence it is of potential practical interest associated with the chemical lasers' issues [11]. It is also of theoretical interest as a prototypical example of atom-diatom reactions [9, 10]. Theoretical models and calculations require a reliable experimental basis to be tested and validated. In particular, an accurate experimental determination of Arrhenius parameters for the rate constants is of great importance, since they provide information on the energetics of the chemical process. With regard to the kinetic studies of reaction (1), the experimental data available on its rate constant (k_1) are very limited. Some early high temperature kinetic data based on the studies of the $\text{H}_2 + \text{Br}_2$ chemical system are summarized in reference [12]. Three absolute measurements of the reaction rate constant are available [2-4] and only in one of them the temperature dependence of k_1 was explored [3]. Wada et al. [3] observed relatively strong (for such a fast reaction as $\text{H} + \text{Br}_2$) temperature dependence with activation energy of 6 kJ mol^{-1} at $T = 215 - 295 \text{ K}$. A much weaker temperature dependence was reported in a recent theoretical study of reaction (1) [10]: the calculated rate constant increased by 20% in the temperature range between 215 and 295 K compared to the factor of 2.5 measured experimentally by Wada et al. [3]. Obviously, to resolve this discrepancy between theory and experiment, additional measurements of the rate constant of the title reaction and/or improvement of the theoretical model are required.

In this regard, the objective of the present experimental study was the determination of the rate constant of the $\text{H} + \text{Br}_2$ reaction in an extended temperature range, $T = 220-950 \text{ K}$, in order to verify the temperature dependence of k_1 and to provide a new experimental basis for a better theoretical description of the reaction.

2. Experimental

The rate constant of the title reaction was measured at total pressure of 2 Torr of helium and $T = 220 - 950 \text{ K}$ in a discharge-flow reactor combined with modulated molecular beam mass spectrometer with electron impact ionization (25–30 eV energy). The flow reactor used at low temperatures (220 – 325 K) consisted of a halocarbon wax coated Pyrex

tube (45 cm length and 2.4 cm i.d.) with a jacket for the thermostated liquid circulation (Fig. S1, Supplementary Material). The second reactor used at high temperatures (295 – 950 K) was an electrically heated Quartz tube (45 cm length and 2.5 cm i.d., Fig. S2) [13].

Absolute measurements of the rate constant of reaction (1) were carried out under pseudo-first order conditions, monitoring either the kinetics of hydrogen atom or Br₂ consumption in excess of Br₂ or of the H atoms, respectively. Hydrogen atoms were produced using two methods: by discharging trace amounts of H₂ in He and through rapid reaction of fluorine atoms with H₂,



$$k_2 = 1.24 \times 10^{-10} \exp(-507/T) \text{ cm}^3 \text{ molecule}^{-1} \text{ s}^{-1} \quad (T = 220 - 960 \text{ K}) [14],$$

F atoms being formed in the microwave discharge of F₂/He mixtures. Several methods were employed for detection of hydrogen atoms using different schemes for their chemical conversion. In experiments with high concentrations of H atoms (Br₂ kinetics in an excess of H), they were monitored at m/z = 80/82 (HBr⁺) or m/z = 128 (HI⁺) upon conversion to HBr or HI in reactions with excess Br₂ (reaction 1) or I₂ added in the end of the reactor 5 cm upstream of the sampling cone:



$$k_3 = (6.0 \pm 2.5) \times 10^{-10} \text{ cm}^3 \text{ molecule}^{-1} \text{ s}^{-1} \quad (T = 250 - 420 \text{ K}) [15],$$

This method was not suitable for the detection of low concentrations of H atoms, due to the presence of HBr (HI) impurities in Br₂ (I₂) and the contribution of Br₂ (I₂) at m/z = 80 /82 (m/z = 128). Therefore, in experiments with low concentrations of H atoms (H kinetics in an excess of Br₂), another scheme for the chemical conversion of H atoms was used: the NO₂/Br₂ mixture was added at the end of the reactor and the H atoms were transformed to HOBr (m/z = 96/98) in two successive rapid reactions:



$$k_4 = (1.47 \pm 0.26) \times 10^{-10} \text{ cm}^3 \text{ molecule}^{-1} \text{ s}^{-1} \quad (T = 195 - 2000 \text{ K}) [16],$$



$$k_5 = 2.16 \times 10^{-11} \exp(207/T) \text{ cm}^3 \text{ molecule}^{-1} \text{ s}^{-1} \quad (T = 220 - 950 \text{ K}) [17],$$

In a few experiments Br₂ was replaced with I₂ and OH radicals formed in reaction (4) reacted with I₂ leading to formation of HOI:



$$k_6 = (2.1 \pm 0.6) \times 10^{-10} \text{ cm}^3 \text{ molecule}^{-1} \text{ s}^{-1} \quad (T = 240 - 348 \text{ K}) [18],$$

Thus, the hydrogen atoms could be converted to HOI and detected at $m/z = 144$ (HOI^+). The concentrations of NO_2 and Br_2 (I_2) were chosen so as to provide $k_4[\text{NO}_2] \gg k_1[\text{Br}_2]$ ($k_3[\text{I}_2]$).

The absolute calibration of the mass spectrometer for HBr was realized using two methods. The first one employed chemical conversion of H-atom to HBr in reaction (1) relating the concentration of HBr formed to the fraction of Br_2 consumed. In the second method, the absolute concentration of HBr was calculated from the flow rate obtained from the measurements of the pressure drop of the manometrically prepared HBr/He mixture stored in calibrated volume flask. The absolute concentrations of HBr determined with two methods employed were consistent within a few percent. The absolute concentrations of the other stable species (Br_2 , NO_2 , F_2 , H_2) in the reactor were derived from their flow rates. I_2 was introduced into the reactor by flowing helium through a column containing iodine crystals. The absolute calibration of I_2 was realized using a method linking concentrations of I_2 and Br_2 . It consisted of a titration of the same concentration of H atoms with excess Br_2 ($[\text{H}]_0 = \Delta[\text{Br}_2]$) and I_2 ($[\text{H}]_0 = \Delta[\text{I}_2]$). This procedure allowed the absolute calibration of I_2 signals using that of Br_2 .

The purities of the gases used were as follows: $\text{Br}_2 > 99.99\%$ (Aldrich); I_2 , 99.999 % (Aldrich), F_2 , 5% in helium (Alphagaz); $\text{HBr} \geq 99.99\%$ (48 wt. % in H_2O , Aldrich); $\text{NO}_2 > 99\%$ (Alphagaz); $\text{H}_2 > 99.998\%$ (Alphagaz). He (the carrier gas) was taken directly from high-pressure tank and had stated purity better than 99.999 % (Alphagaz).

3. Results and Discussion

3.1. Rate constant of reaction (1).

Br₂ kinetics in excess of H atoms. The rate constant measurements for reaction (1) were performed under pseudo-first order conditions in an excess of H atoms over Br_2 . The initial concentrations of Br_2 were in the range $(0.5 - 2.8) \times 10^{11}$ molecules cm^{-3} . Fig. S3 shows examples of first order decays of Br_2 , $[\text{Br}_2] = [\text{Br}_2]_0 \times \exp(-k_1't)$, where $k_1' = k_1 \times [\text{H}]$ is the pseudo-first order decay constant and t is the reaction time, defined as the distance from the tip of the movable injector to the sampling cone of the mass spectrometer, divided by the linear flow velocity in the reactor (2200 - 3090 cm s^{-1}). Experimental pseudo-first-order rate constants determined from observed Br_2 decays have been corrected (usually a few percent correction and up to 16% in a few kinetic runs) for Br_2 diffusion [19]. Fig. 1 shows examples of plots of k_1' versus mean concentration of hydrogen atoms which was calculated

as $[H] = [H]_0 - \Delta[Br_2]/2$ to take into account the depletion of H during the reaction. H-atom consumption along the reaction zone was generally $< 10\%$, but in some experiments, it reached 20%. The wall loss of hydrogen atoms ($k_w \leq 5 \text{ s}^{-1}$) had negligible impact on the concentration of H atoms under experimental conditions of the measurements. The values of k_1 derived from the slopes of the plots like those in Fig. 1 at different temperatures are summarized in Table 1.

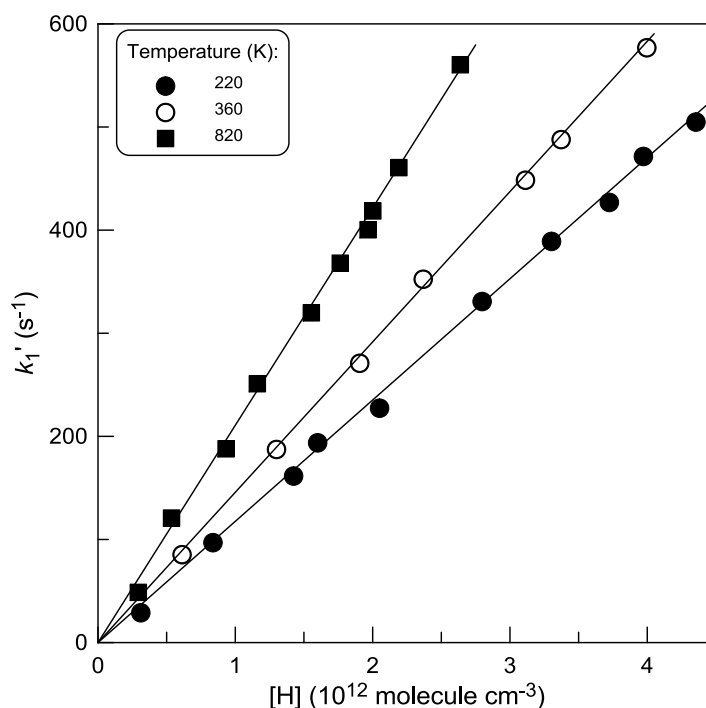


Fig. 1. Examples of typical dependencies of the pseudo-first order rate constant, $k_1' = k_1[H]$, on the concentration of H atoms.

Table 1

Summary of the Absolute Measurements of the Rate Constant of Reaction (1).

| T (K) ^(a) | Excess reactant | [Excess reactant] ^(b) | $k_1 (\pm 2\sigma)$ ^(c) | Reactor surface ^(d) |
|------------------------|-----------------|----------------------------------|------------------------------------|--------------------------------|
| 220 | H | 0.31-4.35 | 1.18 ± 0.02 | HW |
| 235 | H | 0.71-4.32 | 1.25 ± 0.02 | HW |
| 240 | Br ₂ | 0.22-3.20 | 1.28 ± 0.03 | HW |
| 250 | H | 0.22-4.07 | 1.23 ± 0.02 | HW |
| 270 | H | 0.28-4.17 | 1.35 ± 0.02 | HW |
| 280 | Br ₂ | 0.25-3.30 | 1.29 ± 0.03 | HW |
| 290 | H | 0.38-4.10 | 1.30 ± 0.02 | HW |
| 297 | H | 0.43-5.15 | 1.31 ± 0.02 | Q |
| 298 | Br ₂ | 0.38-4.96 | 1.30 ± 0.03 | Q |

| | | | | |
|-----|-----------------|-----------|-----------|----|
| 315 | H | 0.38-4.96 | 1.25±0.02 | HW |
| 320 | H | 0.72-5.04 | 1.3±0.03 | Q |
| 350 | H | 0.39-3.80 | 1.36±0.02 | Q |
| 360 | H | 0.61-4.00 | 1.45±0.02 | Q |
| 360 | Br ₂ | 0.32-3.17 | 1.36±0.05 | Q |
| 410 | H | 0.41-4.83 | 1.42±0.03 | Q |
| 410 | Br ₂ | 0.26-2.87 | 1.55±0.05 | Q |
| 475 | Br ₂ | 0.29-2.46 | 1.65±0.05 | Q |
| 480 | H | 0.74-4.23 | 1.48±0.02 | Q |
| 580 | H | 0.48-3.82 | 1.63±0.02 | Q |
| 725 | H | 0.39-2.49 | 2.09±0.03 | Q |
| 820 | H | 0.29-2.63 | 2.11±0.03 | Q |
| 950 | H | 0.33-1.85 | 2.39±0.05 | Q |

^a 8-12 decay traces at each temperature.

^b units of 10¹² molecule cm⁻³.

^c units of 10⁻¹⁰ cm³ molecule⁻¹ s⁻¹.

^d HW: halocarbon wax; Q: quartz.

H-atom kinetics in excess of Br₂. In this series of experiments the rate constant of reaction (1) was determined from the kinetics of H atoms monitored (at m/z = 96/98 or 144 (HOBr⁺ or HOI⁺, respectively), see Experimental section) in an excess of Br₂ in the reactor. Examples of H-atom decays observed at different concentrations of Br₂ are shown in Fig. S4. Examples of the dependence of the pseudo-first order rate constant $k_1' = k_1 \times [\text{Br}_2] + k_w$ on concentration of Br₂ are shown in Fig. 2. One can note good agreement between the results obtained with two different methods of H-atom detection at T = 280 K. Diffusion corrections ($\leq 11\%$) were applied to all the measured values of k_1' to take into account the axial and radial gradient of H-atom concentration in the flow tube [19]. The slopes of the straight lines in Fig. 2 provide the values of k_1 at respective temperatures. All the results obtained for k_1 are shown in Table 1 and Fig. 3. The combined uncertainty on the absolute measurements of k_1 in both series of experiments was estimated to be $\sim 15\%$, including (in quadrature) statistical error and those on the measurements of the flows (5%), pressure (3%), temperature (1%) and absolute concentration of excess reactant ($\approx 10\%$).

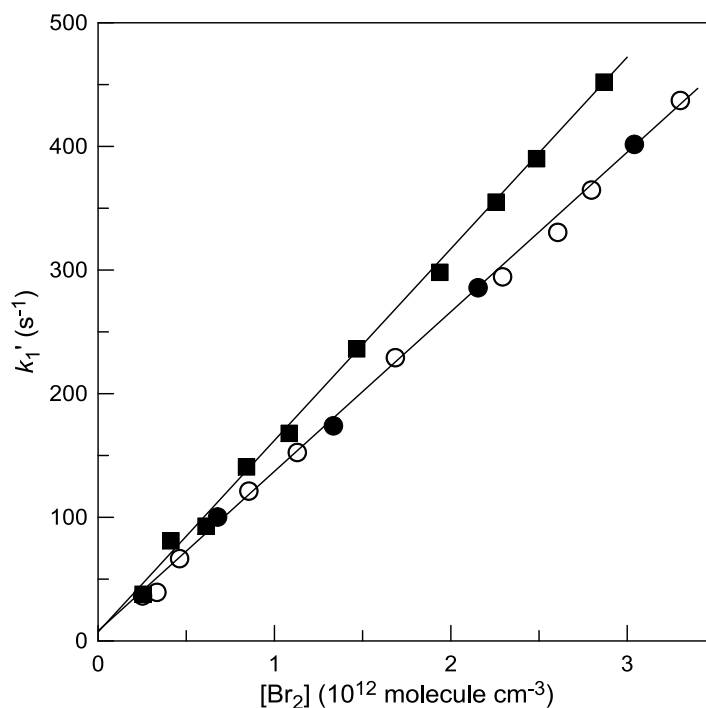


Fig. 2. Examples of typical dependencies of the pseudo-first order rate constant, $k_1' = k_1[\text{Br}_2] + k_w$, on the concentration of Br_2 : circles, $T = 280 \text{ K}$; squares, $T = 410 \text{ K}$. Open and filled symbols correspond to H atom detection as HOI and HOBr, respectively (see text).

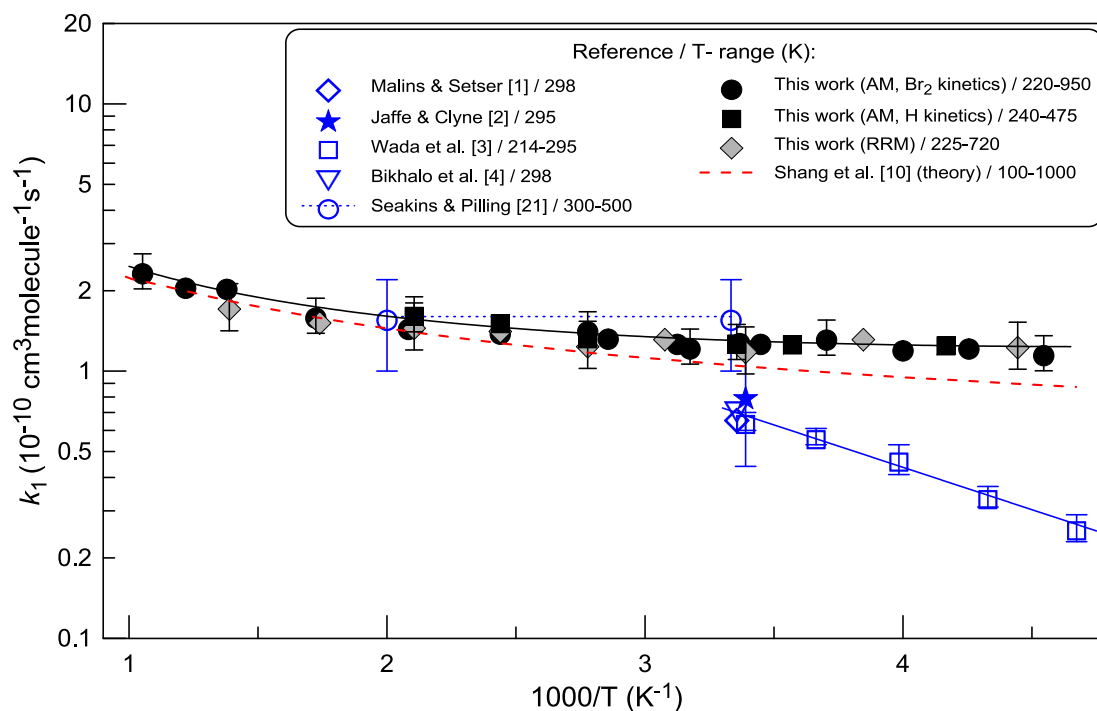


Fig. 3. Temperature dependence of the rate constant of reaction (1): AM, absolute measurements; RRM, relative rate method. Partly shown uncertainties on the values of k_1 from the present study correspond to estimated 15 and 20% for the absolute and relative measurements, respectively.

Relative measurements of k_1 . The present absolute measurements provide the values of k_1 significantly higher than the most of previous studies (Fig. 3). For more confidence, we performed additional experiments where k_1 was measured with a relative rate method. The measurements consisted in monitoring the consumption of Br_2 in reactions (1) and (7) carried out with the same initial concentrations of H and F atoms:



$$k_7 = (1.28 \pm 0.20) \times 10^{-10} \text{ cm}^3 \text{ molecule}^{-1} \text{ s}^{-1} \text{ (T = 299 – 940 K) [20],}$$

Indeed, the F atoms generated in the microwave discharge and introduced in the reactor through the movable injector could be transformed stoichiometrically into H atoms upon addition of excess concentration of H_2 in the movable injector. The relative consumptions of Br_2 in reactions (1) and (7) are related by the ratio of the rate constants of these reactions:

$$\ln([\text{Br}_2]_0/[\text{Br}_2]_{\text{reaction 1}}) = k_1/k_7 \times \ln([\text{Br}_2]_0/[\text{Br}_2]_{\text{reaction 7}})$$

It should be noted that the applied method differs from the conventional relative rate technique where the consumptions of the reactant under study and of the reference one are observed simultaneously. The present approach consists in measuring the decrease of $[\text{Br}_2]$ resulting from the reaction with either H or F atoms. Note that an important condition for the applicability of the method is the similarity not only of the initial concentrations of H and F, but also of those along the reaction zone. This condition appears to be satisfied, given the relatively low wall loss of both atoms and the similar rate constants (within the range of experimental uncertainties) of reactions (1) and (7), at least at $T = 220 - 400 \text{ K}$ (that is similar potential consumption of F and H in reactions with Br_2). Examples of the experimental data are shown in Fig. 4.

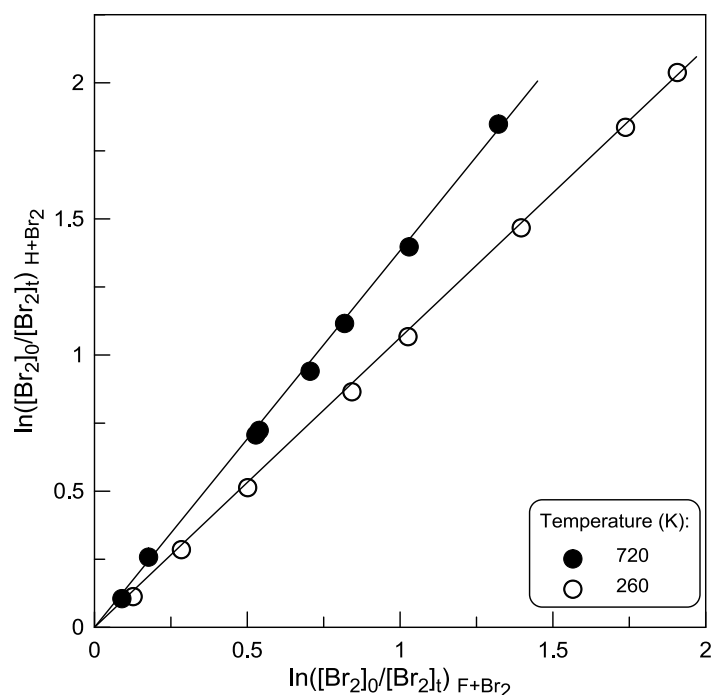


Fig. 4. Relative consumption of Br₂ in reaction H+Br₂ as a function of that in reaction F+Br₂ for the same concentrations of H and F atoms.

The slopes of the straight lines in Fig. 4 provide the values of k_1/k_7 at respective temperatures. The values of k_1/k_7 obtained in this series of experiments as well as the values of k_1 calculated with independent of temperature $k_7 = 1.28 \times 10^{-10} \text{ cm}^3 \text{ molecule}^{-1} \text{ s}^{-1}$ [20], are shown in Table 2 and Fig. 3. The results of the relative measurements are in good agreement with the absolute measurements. Small discrepancy at high temperatures (although within the limits of the combined systematic uncertainties) is probably due to the breakdown in the criteria of similarity of [F] and [H] associated with the fact that $k_1 > k_7$ at these temperatures.

Table 2

Summary of the relative measurements of k_1 .

| T (K) | k_1/k_2 ($\pm 2\sigma$) | $k_1^{(a)}$ | Reactor surface ^(b) |
|---------|-----------------------------|-------------|--------------------------------|
| 225 | 0.99 \pm 0.02 | 1.27 | HW |
| 260 | 1.06 \pm 0.01 | 1.36 | HW |
| 295 | 0.95 \pm 0.02 | 1.22 | Q |
| 325 | 1.06 \pm 0.02 | 1.36 | HW |
| 360 | 1.00 \pm 0.02 | 1.28 | Q |
| 410 | 1.14 \pm 0.02 | 1.46 | Q |
| 475 | 1.17 \pm 0.02 | 1.50 | Q |
| 575 | 1.23 \pm 0.02 | 1.57 | Q |

^a Units of $10^{-10} \text{ cm}^3 \text{ molecule}^{-1} \text{ s}^{-1}$, estimated total uncertainty on k_1 is nearly 20% and includes that on the reference reaction.

^b HW: halocarbon wax; Q: quartz.

3.2. Comparison with previous studies.

All data available for k_1 are shown in Fig. 3. With regard to the results of this work, one can note an excellent agreement between the data obtained by three different methods. As noted above, the approach used in the relative rate measurements was not entirely straightforward. For this reason, the results of the relative measurements were not used in determining the expression for the temperature dependence of k_1 . The fit to the present absolute measurements of k_1 (solid line in Fig. 3) yields the following modified Arrhenius expression:

$$k_1 = 7.06 \times 10^{-11} (T/298)^{0.88} \exp(182/T) \text{ cm}^3 \text{ molecule}^{-1} \text{ s}^{-1}$$

at $T = 220\text{--}950 \text{ K}$, with conservative 15% uncertainty in the whole temperature range.

The results of the present study can be compared with previous measurements of k_1 . As can be seen from Fig. 3, the present room temperature value of $k_1 = (1.3 \pm 0.2) \times 10^{-10} \text{ cm}^3 \text{ molecule}^{-1} \text{ sec}^{-1}$ ($T = 298 \text{ K}$) is by a factor of (1.6 – 1.9) higher compared to the results of the three previous measurements [1, 2, 4]. However, it should be noted that at least two of these studies appear to underestimate the rate constant.

Jaffe and Clyne [2] carried out a direct measurement of k_1 in a discharge-flow reactor with resonance absorption to measure the H-atom concentrations: $k_1 = (8.2 \pm 3.8) \times 10^{-11} \text{ cm}^3 \text{ molecule}^{-1} \text{ sec}^{-1}$. This value is in agreement with the present room temperature data in the range of the reported experimental uncertainties. In addition, the value of k_1 reported by Jaffe and Clyne [2] may be somewhat underestimated. The point is that most of the measurements were carried out under experimental conditions ($[\text{Br}_2]/[\text{H}]_0 = 1.4 - 5$), where it was necessary to take into account the consumption of Br_2 . The authors hypothesized that virtually all of the Br atoms formed in reaction (1) were recombined on the walls of the uncoated glass reactor reproducing Br_2 and the overall H: Br_2 consumption was 2:1,



Consequently, the concentrations of Br_2 used to calculate the rate constant $k_1 = k_1'/[\text{Br}_2]$ could be overestimated.

The rate constant $k_1 = (7.3 \pm 0.9) \times 10^{-11} \text{ cm}^3 \text{ molecule}^{-1} \text{ sec}^{-1}$, measured by Bikhalo et al. [4] in a discharge-flow reactor using the electron spin resonance method to detect hydrogen atoms, also seems to be underestimated. The reported value of k_1 was extracted from only one experimental curve which, moreover, was measured under experimental conditions poorly suited for kinetic measurements in a flow reactor: reaction time $\approx 10^{-3} \text{ s}$, $k_1' = k_1 \times [\text{Br}_2] \approx 2500 \text{ s}^{-1}$. Indeed, the measured value of k_1' must be increased by at least a factor of 1.4 taking into account the axial diffusion of the H atoms [19], not to mention the problem of reagents mixing and correction on Br_2 consumption ($\approx 20\%$).

A rather complex approach was employed in the study of Malins and Setser [1] to determine the rate constant of the reaction (1). The authors, using infrared chemiluminescence technique, measured the rate constant for $\text{HBr}(\nu \geq 1)$ formation in reaction (1), relative to that of $\text{HCl}(\nu)$ in the reaction $\text{H} + \text{Cl}_2$:



The relative rate $k_1/k_9 = 3.3$ converted to absolute value using $k_9 = 2.06 \times 10^{-11} \text{ cm}^3 \text{ molecule}^{-1} \text{ sec}^{-1}$ yielded $k_1 = (6.8 \pm 0.5) \times 10^{-11} \text{ cm}^3 \text{ molecule}^{-1} \text{ sec}^{-1}$.

In a single absolute measurement of k_1 as a function of temperature, Wada et al. [3] employed pulse radiolysis of H_2/Br_2 mixtures combined with resonance absorption technique to monitor the pseudo-first-order decays of hydrogen atoms. The authors reported the following Arrhenius expression: $k_1 = (6.7 \pm 0.1) \times 10^{-11} \exp(-(680 \pm 60)/T) \text{ cm}^3 \text{ molecule}^{-1} \text{ sec}^{-1}$ in the temperature range (214 – 295) K. The observed well-pronounced temperature dependence of k_1 (an increase of the rate constant by a factor of 2.5) is in contradiction with the present observation of the actual independence of the rate constant of temperature in this temperature range (Fig.3). The absolute values of k_1 from the two studies are also very different: up to a factor of 4 at $T = 220 \text{ K}$, the lowest temperature of the present work. It is difficult to establish the reason for the disagreement, in particular because the article of Wada et al. [3] does not detail the experimental conditions of the measurements and does not present the original experimental data.

Seakins and Pilling [21] measured the rate coefficient for the reaction



using laser flash photolysis of HBr and monitoring both the H-atom consumption and the Br-atom production by resonance fluorescence: $k_{10} = 1.87 \times 10^{-11} \exp(-310/T) \text{ cm}^3 \text{ molecule}^{-1} \text{ s}^{-1}$

over the temperature range 296-546 K. Combining the data for k_{10} with largely uncertain k_1/k_{10} ratio from Baulch et al. [12], they reported a rough estimate of $k_1 = (1.6 \pm 0.6) \times 10^{-10}$ $\text{cm}^3 \text{ molecule}^{-1} \text{ s}^{-1}$ for the temperatures between 300 and 500 K. One can note a good agreement of this estimate with the present absolute measurements of k_1 (Fig. 3).

In a recent theoretical study, Shang et al. [10] constructed a new ab initio potential energy surface (PES) for the H + Br₂ reaction. It was reported, in particular, that the total reaction probabilities show no threshold due to the submerged barrier (-0.351 kcal/mol) of the PES. The authors also calculated the thermal rate constants for the reaction (1) in the temperature range between 100 and 1000 K. These data are shown in Fig. 3 as dashed red line. One can note that the theoretical values of k_1 overestimated the experimental data available at that time, however are in very good agreement with those of the present work.

In conclusion, the temperature dependence of the rate constant of the H + Br₂ reaction was measured in a wide temperature range, T = 220 - 950 K (for the first time above room temperature). The present results challenge previous experimental measurements, support recent theoretical calculations of k_1 , and provide a new reliable experimental basis for further theoretical developments.

Acknowledgement

Support from the VOLTAIRE project (ANR-10-LABX-100-01) funded by ANR is gratefully acknowledged.

Appendix A. Supplementary material

Supplementary data related to this article can be found at ...

References

- [1] R.J. Malins, D.W. Setser, Rate constants and vibrational energy disposal for reaction of H atoms with Br₂, SF₅Br, PBr₃, SF₅, and SF₄, J. Chem. Phys. 73 (1980) 5666-5680.
- [2] S. Jaffe, M.A.A. Clyne, Reactions of atomic hydrogen and deuterium with Cl₂ and Br₂, J. Chem. Soc., Faraday Trans. 2 77 (1981) 531-539.
- [3] Y. Wada, T. Takayanagi, H. Umemoto, S. Tsunashima, S. Sato, Temperature dependence of the rate constants for the H+Br₂ and D+Br₂ reactions, J. Chem. Phys. 94 (1991) 4896-4899.
- [4] I.B. Bykhalo, V.V. Filatov, E.B. Gordon, A.P. Perminov, Kinetics study of two-channel hydrogen and deuterium atom reactions with interhalogen molecules, Russ. Chem. Bull. 43 (1994) 1637-1645.
- [5] J.D. McDonald, P.R. LeBreton, Y.T. Lee, D.R. Herschbach, Molecular Beam Kinetics: Reactions of Deuterium Atoms with Halogen Molecules, J. Chem. Phys. 56 (1972) 769-788.
- [6] J.W. Hepburn, D. Klimek, K. Liu, J.C. Polanyi, S.C. Wallace, Reactive cross section as a function of collision energy. I. H(D)+Br₂ → HBr(DBr)+Br, J. Chem. Phys. 69 (1978) 4311-4312.
- [7] P. Baybutt, F.W. Bobrowicz, L.R. Kahn, D.G. Truhlar, Generalized valence-bond investigation of the reaction H+Br₂ → HBr+Br, J. Chem. Phys. 68 (1978) 4809-4822.
- [8] N.C. Blais, D.G. Truhlar, A multiproperty empirical potential energy surface for the reaction H+Br₂ → HBr+Br, J. Chem. Phys. 83 (1985) 5546-5558.
- [9] T. Takayanagi, Theoretical study of the H+Br₂ and Mu+Br₂ reactions: A new ab initio potential energy surface and quantum dynamics calculations, Chem. Phys. 334 (2007) 109-116.
- [10] C. Shang, J. Chen, X. Xu, S. Liu, L. Li, L. Duo, D.H. Zhang, Quantum Wave Packet Study of the H + Br₂ → HBr + Br Reaction on a New Ab Initio Potential Energy Surface, J. Phys. Chem. A 125 (2021) 7289-7296.
- [11] M C Lin, a. M E Umstead, N. Djeu, Chemical Lasers, Annu. Rev. Phys. Chem. 34 (1983) 557-591.
- [12] D.L. Baulch, J. Duxbury, S.J. Grant, D.C. Montague, Evaluated Kinetic Data for High Temperature Reactions. Volume 4. Homogeneous Gas Phase Reactions of Halogen- and Cyanide-Containing Species, J. Phys. Chem. Ref. Data 10 (1981, Supplement No. 1) 723.
- [13] J. Morin, M.N. Romanias, Y. Bedjanian, Experimental study of the reactions of OH radicals with propane, *n*-pentane, and *n*-heptane over a wide temperature range, Int. J. Chem. Kinet. 47 (2015) 629-637.
- [14] Y. Bedjanian, Rate constants for the reactions of F atoms with H₂ and D₂ over the temperature range 220-960 K, Int. J. Chem. Kinet. 53 (2021) 527-535.
- [15] K. Lorenz, H.G. Wagner, R. Zellner, Rate measurements for the reactions H + I₂ → HI + I and H + HI → H₂ + I by Lyman-α-fluorescence, Ber. Bunsenges. Phys. Chem. 83 (1979) 556-560.
- [16] M.C. Su, S.S. Kumaran, K.P. Lim, J.V. Michael, A.F. Wagner, L.B. Harding, D.C. Fang, Rate Constants, 1100 ≤ T ≤ 2000 K, for H + NO₂ → OH + NO Using Two Shock Tube Techniques: Comparison of Theory to Experiment, J. Phys. Chem. A 106 (2002) 8261-8270.
- [17] Y. Bedjanian, Temperature-Dependent Rate Constant for the Reaction of Hydroxyl Radical with 3-Hydroxy-3-methyl-2-butanone, J. Phys. Chem. A 123 (2019) 10446-10453.
- [18] M.K. Gilles, J.B. Burkholder, A.R. Ravishankara, Rate Coefficients for the Reaction of OH With Cl₂, Br₂, And I₂ From 235 to 354 K, Int. J. Chem. Kinet. 31 (1999) 417-424.
- [19] F. Kaufman, Kinetics of elementary radical reactions in the gas phase, J. Phys. Chem. 88 (1984) 4909-4917.

[20] Y. Bedjanian, Kinetics and Products of the Reactions of Fluorine Atoms with ClNO and Br₂ from 295 to 950 K, J. Phys. Chem. A 121 (2017) 8341-8347.

[21] P.W. Seakins, M.J. Pilling, Time-resolved study of H + HBr → Br + H₂ and reanalysis of rate data for the H₂ + Br₂ over the temperature range 214-1700 K, J. Phys. Chem. 95 (1991) 9878-9881.