



**HAL**  
open science

# Temperature dependent rate constant for the reaction of H-atoms with carbonyl sulfide

Yuri Bedjanian

► **To cite this version:**

Yuri Bedjanian. Temperature dependent rate constant for the reaction of H-atoms with carbonyl sulfide. *International Journal of Chemical Kinetics*, 2024, 56 (3), pp.162-167. 10.1002/kin.21700 . hal-04278480

**HAL Id: hal-04278480**

**<https://cnrs.hal.science/hal-04278480>**

Submitted on 16 Feb 2024

**HAL** is a multi-disciplinary open access archive for the deposit and dissemination of scientific research documents, whether they are published or not. The documents may come from teaching and research institutions in France or abroad, or from public or private research centers.

L'archive ouverte pluridisciplinaire **HAL**, est destinée au dépôt et à la diffusion de documents scientifiques de niveau recherche, publiés ou non, émanant des établissements d'enseignement et de recherche français ou étrangers, des laboratoires publics ou privés.



Distributed under a Creative Commons Attribution - NoDerivatives 4.0 International License

# Temperature Dependent Rate Constant for the Reaction of H-Atoms with Carbonyl Sulfide

Yuri Bedjanian\*

*Institut de Combustion, Aérodynamique, Réactivité et Environnement (ICARE), CNRS, 45071 Orléans Cedex 2, France*

## Abstract

The kinetics of the reaction of H-atom with carbonyl sulfide (OCS) has been investigated at nearly 2 Torr total pressure of helium over a wide temperature range,  $T = 255 - 960$  K, using a low-pressure discharge flow reactor combined with an electron impact ionization quadrupole mass spectrometer. The rate constant of the reaction  $\text{H} + \text{OCS} \rightarrow \text{SH} + \text{CO}$  (1) was determined under pseudo-first order conditions, monitoring the kinetics of H-atom consumption in excess of OCS,  $k_1 = 6.6 \times 10^{-13} \times (T/298)^3 \times \exp(-1150/T) \text{ cm}^3 \text{ molecule}^{-1} \text{ s}^{-1}$  (with estimated total uncertainty on  $k_1$  of 15% at all temperatures). Current measurements of  $k_1$  at intermediate temperatures (520-960 K) appear to reconcile previous high and low temperature data and allow the above expression for  $k_1$  to be recommended for use in the extended temperature range between 255 and 1 830 K with a conservative uncertainty of 20%.

**Keywords:** Hydrogen atom, OCS, kinetics, rate coefficient, non-Arrhenius temperature dependence.



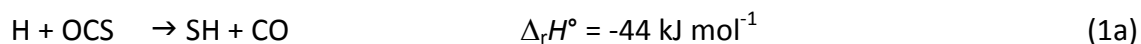
\*Correspondence to: Yuri Bedjanian: Tel.: +33 238255474, e-mail: yuri.bedjanian@cnrs-orleans.fr

## 1 INTRODUCTION

The title reaction is of importance in combustion chemistry and industrial processes and is included in a detailed chemical kinetic model for oxidation of carbonyl sulfide (OCS):<sup>1</sup>



Reaction (1) has three possible channels:<sup>2</sup>



There is experimental<sup>3,4</sup> and theoretical<sup>5</sup> evidence that the main reaction pathway leads to SH + CO formation, the reactions (1b) and (1c) being strongly endothermic.

The rate constant for reaction (1) has been measured in four studies: by Rommel and Schiff at room temperature<sup>3</sup>, Tsunashima et al. at  $T = (300 - 525) \text{ K}$ ,<sup>6</sup> Lee et al.<sup>4</sup> at  $T = (261 - 500) \text{ K}$  and by Woiki and Roth in the temperature range (1200 - 1830) K.<sup>7</sup> The extrapolation of the temperature-dependent data obtained for  $k_1$  at  $T \leq 525 \text{ K}$ <sup>4,6</sup> to temperatures between 1200 and 1830 K leads to values of  $k_1$  up to 20 times lower than the measurements of Woiki and Roth.<sup>7</sup> This observation suggests that a significant curvature of the temperature dependence of the reaction rate constant can be expected. To examine this hypothesis and harmonize the experimental data obtained previously at high and low temperatures, the measurements of  $k_1$  at intermediate temperatures are clearly needed. This was the aim of the present paper which reports measurements of the rate constant of the reaction of hydrogen atoms with OCS as a function of temperature over a wide temperature range, 255-960 K.

## 2 EXPERIMENTAL

Experiments were carried out in a conventional discharge flow reactor combined with a modulated (by a tuning-fork chopper (35 Hz)) molecular beam electron ionization mass spectrometer.<sup>8-10</sup> MKS mass flow controllers were used to control the bath gas (Helium, nearly 2 Torr total pressure) flow rate. Two flow reactors (45 cm length and 2.4 cm i.d.) available in the laboratory, a Pyrex tube covered with halocarbon wax with a jacket for the circulation of thermostatically controlled ethanol and an electrically heated uncoated Quartz

tube, allow kinetic measurements between 220 and 1000 K. MKS mass flow controllers were used to control the bath gas (He) flow rate.

The rate constant of reaction (1) was measured under pseudo-first order conditions, by monitoring the decays of the H atoms in excess of OCS. The configuration of the flow reactor used in the experiments is shown in Figure 1.

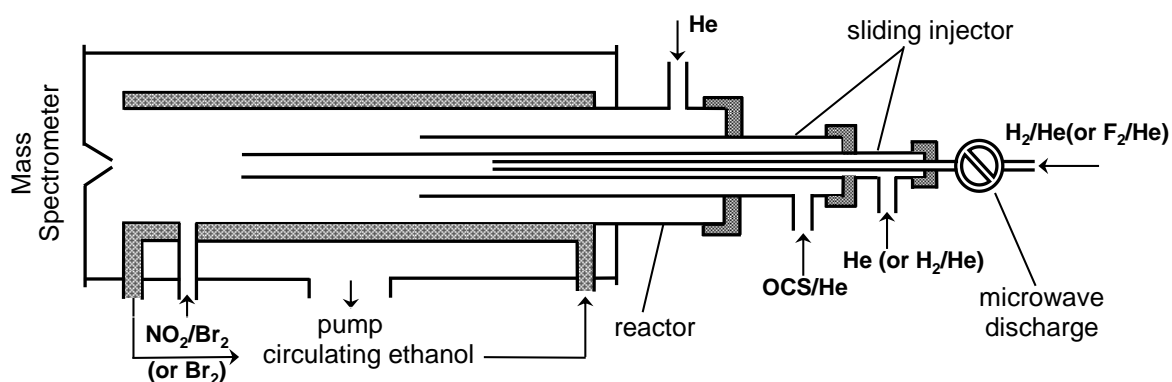


FIGURE 1 Configuration of the flow (low temperature) reactor used in the kinetic measurements.

Hydrogen atoms were produced using two methods: from the microwave discharge in  $\text{H}_2/\text{He}$  mixtures and in reaction of fluorine atoms with  $\text{H}_2$ ,<sup>11</sup>



$$k_2 = 1.24 \times 10^{-10} \exp(-507/T) \text{ cm}^3 \text{ molecule}^{-1} \text{ s}^{-1} \quad (T = 220 - 960 \text{ K}).$$

Fluorine atoms were generated by discharging trace amounts of  $\text{F}_2$  in He. Mass spectrometric monitoring of molecular fluorine showed that more than 95% of  $\text{F}_2$  was dissociated in the microwave discharge.

To enable the detection of low concentrations of H atoms by mass spectrometry, a chemical conversion of H atoms to stable species HOBr ( $m/z = 96/98$ ) was employed upon addition of the  $\text{NO}_2/\text{Br}_2$  mixture at the end of the reactor (Figure 1):



$$k_3 = (1.47 \pm 0.26) \times 10^{-10} \text{ cm}^3 \text{ molecule}^{-1} \text{ s}^{-1} \quad (T = 195 - 2000 \text{ K}),^{12}$$



$$k_4 = 2.16 \times 10^{-11} \exp(207/T) \text{ cm}^3 \text{ molecule}^{-1} \text{ s}^{-1} \quad (T = 220 - 950 \text{ K}).^{13}$$

The concentrations of  $\text{NO}_2$  and  $\text{Br}_2$  were chosen so as to provide  $k_3[\text{NO}_2] \gg k_5[\text{Br}_2]$ :



$k_5 = 7.06 \times 10^{-11} (T/298)^{0.88} \exp(182/T) \text{ cm}^3 \text{ molecule}^{-1} \text{ s}^{-1}$  ( $T = 220 - 950 \text{ K}$ ).<sup>14</sup> In a few experiments with high concentrations of H atoms, they were monitored at  $m/z = 80/82$  ( $\text{HBr}^+$ ) after being transformed to HBr in reaction (5).

The absolute concentrations of HOBr were determined using OH titration with excess  $\text{Br}_2$  via reaction (4) and relating the consumed fraction of  $\text{Br}_2$  to the concentration of HOBr produced:  $[\text{HOBr}] = \Delta[\text{Br}_2]$ . The absolute concentrations of  $\text{Br}_2$ , HBr,  $\text{NO}_2$ ,  $\text{F}_2$ ,  $\text{H}_2$  and OCS in the reactor were derived from their flow rates from monometrically prepared mixtures. All stable species were detected by mass spectrometry at their parent peaks:  $m/z = 160$  ( $\text{Br}_2^+$ ), 46 ( $\text{NO}_2^+$ ), 96/98 ( $\text{HOBr}^+$ ), 80/82 ( $\text{HBr}^+$ ), 38 ( $\text{F}_2^+$ ), 60 ( $\text{OCS}^+$ ).

The purities of the gases used were as follows: He > 99.999 % (Alphagaz); OCS (15% in He, Messer) > 99.99 %;  $\text{Br}_2$  > 99.99% (Aldrich);  $\text{F}_2$ , 5% in helium (Alphagaz); HBr > 99.8% (Praxair);  $\text{NO}_2$  > 99% (Alphagaz);  $\text{H}_2$  > 99.998 % (Alphagaz).

### 3 RESULTS AND DISCUSSION

#### 3.1 Measurements of the rate constant of reaction (1)

The rate constant of the title reaction was determined under pseudo-first order conditions monitoring H-atom decays in excess of OCS,  $[\text{H}] = [\text{H}]_0 \times \exp(-k_1' \times t)$ , where  $[\text{H}]$  and  $[\text{H}]_0$  are the time-dependent and initial concentrations of H atoms, respectively, and  $k_1' = k_1 \times [\text{OCS}] + k_w$  is the pseudo-first-order rate constant with  $k_w$  representing the wall loss of hydrogen atoms. Initial concentrations of H atoms in these experiments were in the range  $(0.8 - 2.0) \times 10^{11} \text{ molecule cm}^{-3}$ . The flow velocity in the reactor was in the range  $(470-3830) \text{ cm s}^{-1}$ , increasing with temperature, to provide experimental conditions suitable for the measurements of  $k_1$  which increases significantly with temperature.

Examples of H-atom decays observed at  $T = 960 \text{ K}$  (highest temperature of the study) are shown in Figure 2. The pseudo-first order rate constants,  $k_1'$ , corresponding to different concentrations of excess reactant, OCS, were determined from the exponential fit to the hydrogen atom consumption kinetics. All measured values of  $k_1'$  were corrected for axial and radial diffusion of H atoms using diffusion coefficient of hydrogen atom in He,  $D_0 = 0.078 \times T^{1.74} \text{ Torr cm}^2 \text{ s}^{-1}$ .<sup>15</sup> Typically, diffusion corrections were less than 10%, but in several kinetic runs (at high temperatures) they reached 30 %. Dependencies of the pseudo-first

order rate constant,  $k_1' = k_1 \times [\text{OCS}] + k_w$ , on concentration of OCS observed at different temperatures of the study are shown in Figures 3 and 4, for lower and higher temperatures, respectively.

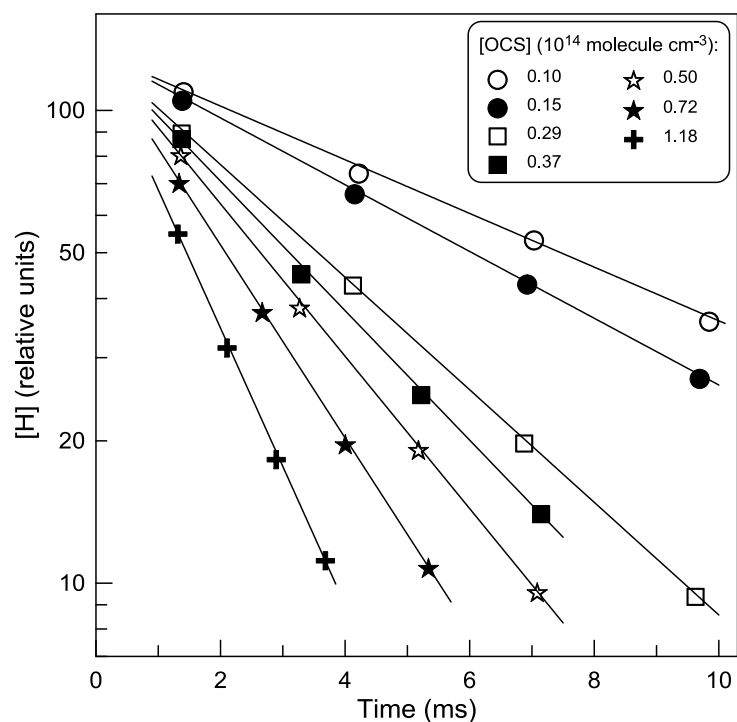


FIGURE 2 Example of pseudo-first-order decays of hydrogen atoms observed at  $T=960$  K.

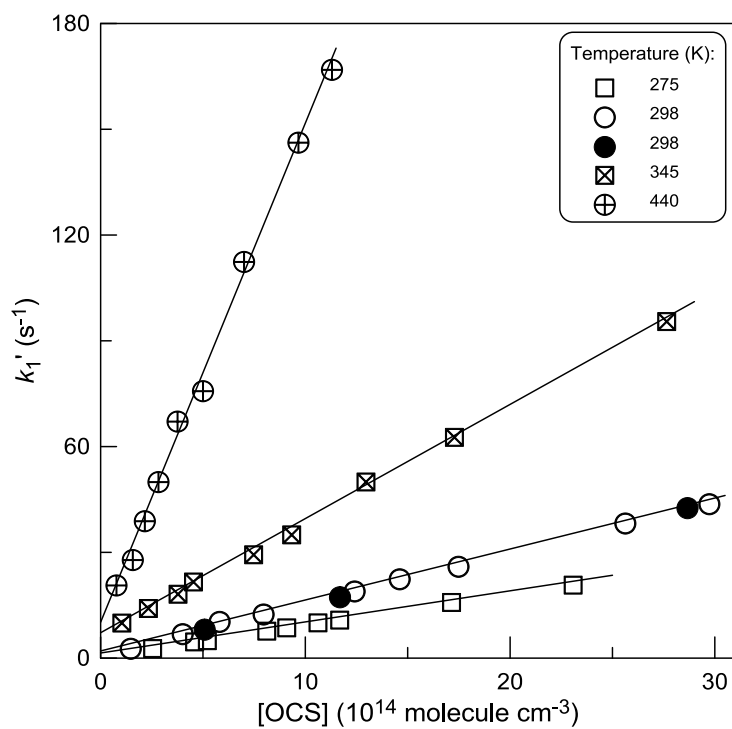


FIGURE 3 Pseudo-first-order rate constant ( $k_1'$ ) as a function of the concentration of OCS measured at different temperatures in the reactor. For  $T = 298$  K, open symbols:  $[H]_0 = 2 \times 10^{11}$  molecule  $\text{cm}^{-3}$ ; filled symbols:  $[H]_0 = 0.8 \times 10^{11}$  molecule  $\text{cm}^{-3}$ .

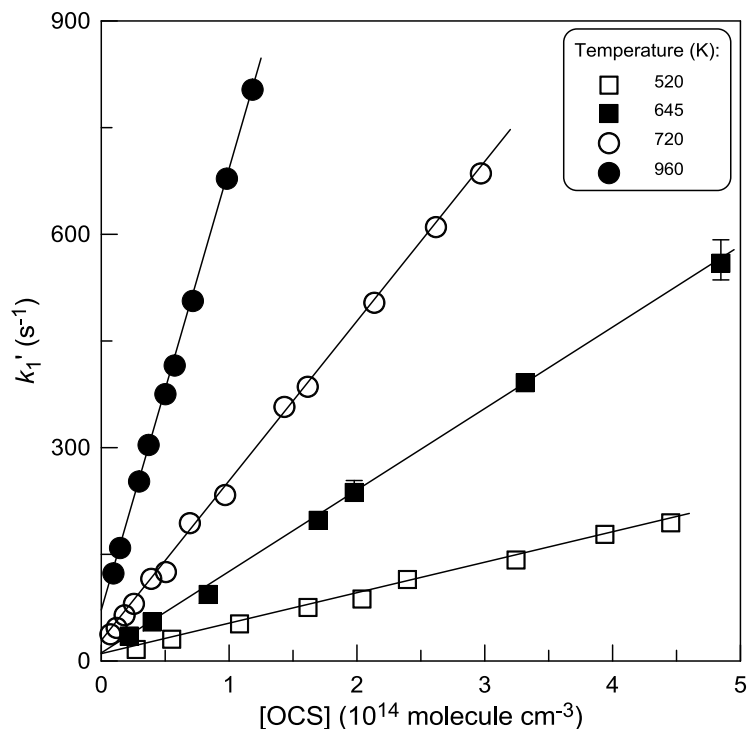


FIGURE 4 Dependence of the pseudo-first-order rate constant ( $k_1'$ ) on concentration of OCS at different temperatures in the reactor. Partially shown error bars represent typical uncertainties ( $\leq 5\%$ ) on determination of  $k_1'$ .

The wall loss rate of H atoms,  $k_w$ , measured in the absence of OCS in the reactor was between  $0.5$  and  $10$   $\text{s}^{-1}$  (increasing with temperature) in both reactors. The intercepts of the linear dependencies of  $k_1'$  on  $[\text{OCS}]$  (Figures 3 and 4) are in good agreement with  $k_w$  for the experiments carried out at  $T < 400$  K. However, at higher temperatures, the intercepts increase with temperature (up to  $70$   $\text{s}^{-1}$  at  $T = 960$  K), indicating increased H-atom wall loss in the uncoated quartz reactor in the presence of OCS. It should be noted that, in any case, the rate of heterogeneous removal of hydrogen atoms remains insignificant compared to that in the reaction with OCS.

The final values of  $k_1$  determined from the slopes of the straight lines in Figures 3 and 4 are presented in Table 1. The estimated total uncertainty ( $2\sigma$ ) on the individual measurements of  $k_1$  is approximately 15 % and includes statistical error (see Table 1) and those on the measurements of the flows, pressure, temperature and absolute concentration of OCS.

TABLE 1 Summary of the present measurements of the rate constant of reaction (1)

$T$ (K) <sup>(a)</sup>	[OCS] <sup>(b)</sup>	$k_1 (\pm 2\sigma)$ <sup>(c)</sup>	Reactor surface <sup>(d)</sup>
255	1.25-14.0	$0.0453 \pm 0.0011$	HW
275	2.54-23.1	$0.0882 \pm 0.0012$	HW
298	1.47-29.7	$0.145 \pm 0.003$	HW
298	0.95-10.7	$0.158 \pm 0.005$	Q
300	4.55-37.9	$0.154 \pm 0.007$	HW
320	2.79-35.0	$0.220 \pm 0.005$	HW
330	0.42-8.25	$0.308 \pm 0.005$	HW
345	1.04-27.6	$0.324 \pm 0.008$	HW
360	1.72-13.6	$0.505 \pm 0.022$	Q
385	0.54-11.7	$0.759 \pm 0.032$	Q
440	0.77-11.3	$1.42 \pm 0.06$	Q
520	0.27-4.45	$4.29 \pm 0.18$	Q
645	0.22-4.85	$11.5 \pm 0.3$	Q
720	0.07-2.97	$22.4 \pm 0.4$	Q
820	0.08-1.47	$39.8 \pm 1.1$	Q
960	0.09-1.18	$62.1 \pm 0.9$	Q

<sup>a</sup> 7-13 H-atom decay traces at each temperature.

<sup>b</sup> units of  $10^{14}$  molecule  $\text{cm}^{-3}$ .

<sup>c</sup> units of  $10^{-13}$   $\text{cm}^3$  molecule $^{-1}$  s $^{-1}$ .

<sup>d</sup> HW: halocarbon wax; Q: quartz.

Reaction (1) produces SH radicals and the measurements of  $k_1$  can be potentially impacted by the fast secondary reaction:



The rate constant of reaction (6) is not well established. The available measurements of  $k_6$  (between  $1.1 \times 10^{-11}$  and  $4.15 \times 10^{-11}$   $\text{cm}^3$  molecule $^{-1}$  s $^{-1}$  at room temperature) have been reviewed by Safaric and Strausz<sup>16</sup> who recommended a "best value" for  $k_6 = 2.5 \times 10^{-11}$   $\text{cm}^3$  molecule $^{-1}$  s $^{-1}$ . Although the secondary reaction is quite fast, its effect on the measurements of  $k_1$  can be considered as negligible due to low initial concentrations of H atoms used. As shown in Figure 3, variation of the initial concentration of H atoms by a factor of 2.5 had no impact on the measurements of  $k_1$  at  $T = 298$  K.

We performed another series of  $k_1$  measurements with an initial concentration of H atoms as high as  $\approx 2 \times 10^{13}$  molecule  $\text{cm}^{-3}$ . The hydrogen atoms in these experiments were detected as HBr after their chemical conversion in reaction (5) at the end of the reactor.



Under high concentrations of H atoms used, the rate of hydrogen atom consumption is expected to double that of the primary H+OCS reaction,  $d[H]/dt = 2 \times k_1[H][OCS]$ , due to the presence of the rapid secondary reaction (6) and assuming a steady-state concentration for SH. Results of these measurements carried out at three temperatures are shown in Figure 5. The derived values of  $k_1$  are given in Table 1. One can note an excellent agreement between the results obtained for  $k_1$  with different (by two orders of magnitude) initial concentrations of H atoms and using two different methods of H-atom detection (conversion to HOBr or HBr).

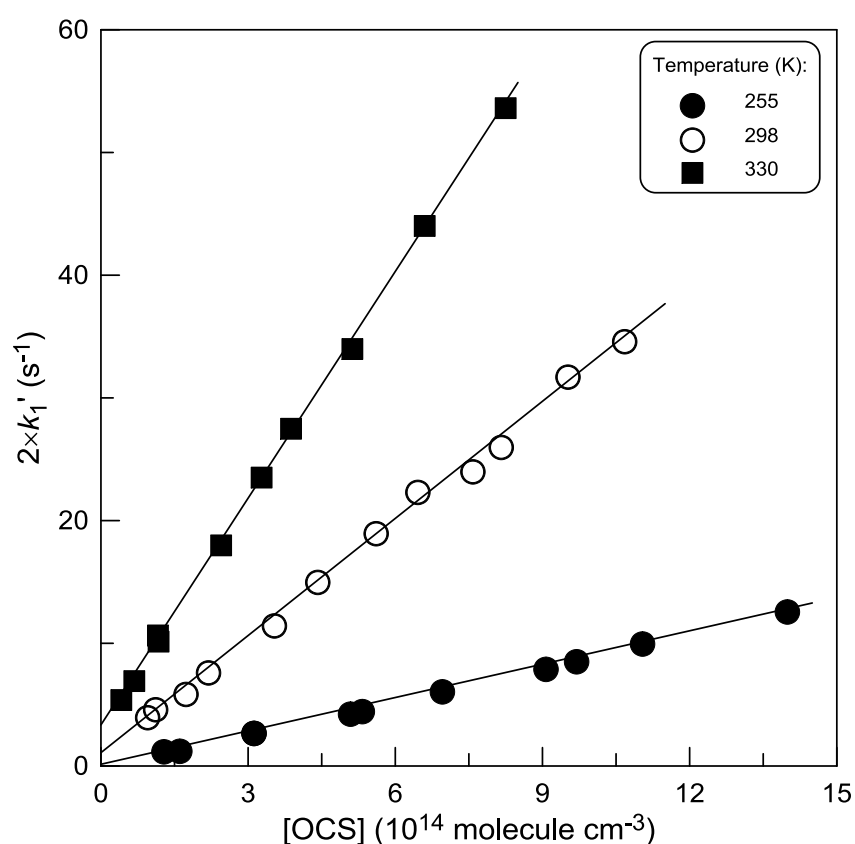


FIGURE 5 Dependence of the pseudo-first-order rate constant of hydrogen atom consumption on concentration of OCS measured at high initial concentration of H atoms ( $[H] \approx 2 \times 10^{13}$  molecule  $\text{cm}^{-3}$ ).

### 3.2 Comparison with previous data

The results of the previous and current measurements of the rate constant of reaction (1) are shown in Figure 6. In the first measurement of the reaction rate constant, Rommel and Schiff<sup>3</sup> using discharge flow system combined with mass spectrometry reported  $k_1 = (2.20 \pm 0.55) \times 10^{-14}$   $\text{cm}^3 \text{molecule}^{-1} \text{s}^{-1}$  at  $T = 298$  K. The rate constant was determined from the OCS

consumption at the initial stage of the reaction and from the integrated rate equation. Tsunashima et al.<sup>6</sup> determined  $k_1$  at four temperatures between 300 and 525 K relative to the rate constant of H atom reaction with H<sub>2</sub>S,



monitoring the yield of CO (in off line analysis of CO in the form of carbon dioxide) in the H+OCS/H<sub>2</sub>S mixture as a function of the [H<sub>2</sub>S]/[OCS] ratio. To place the relative measurements on an absolute basis the authors used  $k_7 = (1.29 \pm 0.15) \times 10^{-11} \exp(-(860 \pm 30)/T)$ ,<sup>17</sup> which can still be considered valid. Lee et al.<sup>4</sup> reported absolute measurements of  $k_1$  using the flash photolysis – resonance fluorescence method. The rate constant of reaction (1) was determined over the temperature range 261 – 500 K by monitoring H atom consumption in an excess of OCS:  $k_1 = (9.06 \pm 1.53) \times 10^{-12} \exp(-(1938 \pm 55)/T) \text{ cm}^3 \text{ molecule}^{-1} \text{ s}^{-1}$ . Finally, Woiki and Roth<sup>7</sup> investigated reaction (1) behind reflected shock waves at temperatures between 1200 and 1830 K, using atomic resonance absorption spectroscopy for monitoring H-atom profiles.

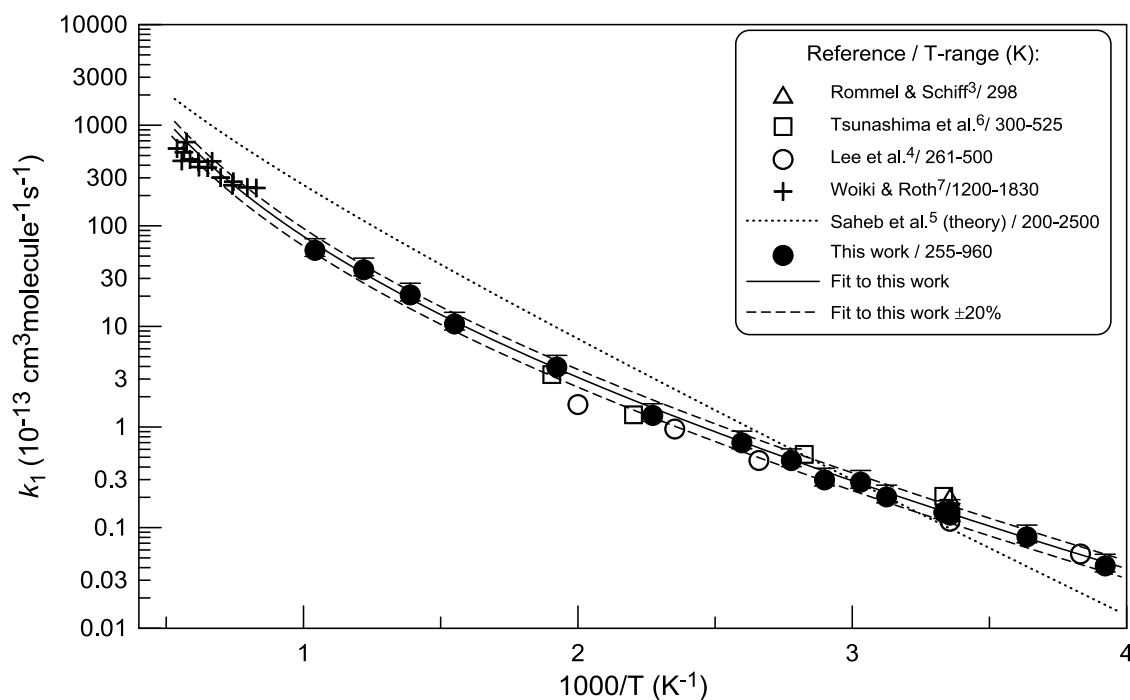


FIGURE 6 Reaction H + OCS: summary of the data for the reaction rate constant. Error bars on the present data correspond to 15% uncertainty on  $k_1$ .

The present results are generally in good agreement with previous studies at low temperatures ( $\leq 500$  K), however, they show a well-pronounced curvature of the Arrhenius

plot. The fit of the present data with modified Arrhenius expression (continuous line in Figure 6) yields:

$$k_1 = 6.6 \times 10^{-13} \times (T/298)^3 \times \exp(-1150/T) \text{ cm}^3 \text{ molecule}^{-1} \text{ s}^{-1}$$

This expression for  $k_1$  is recommended from the present study in the temperature range (255–960) K. As is well-known,<sup>18-20</sup> the parameters of the modified Arrhenius equation are highly correlated and the individual uncertainties are therefore not meaningful, but a conservative estimate of the overall  $2\sigma$  uncertainty in  $k_1$  (independent of temperature) is 15%. Since almost all available experimental data for  $k_1$ , including the high temperature results from Woiki and Roth,<sup>7</sup> are well described by the expression above (see Figure 6), it can be recommended to use it at temperatures up to 1830 K with uncertainty of 20% (dashed lines in Figure 6).

The curved Arrhenius dependence of  $k_1$  can be due to various reasons, for example, the temperature dependence of the pre-exponential factor (predicted by collision and transition state theory) and activation energy,<sup>21</sup> and/or a complex reaction mechanism. In a theoretical study of Saheb et al.,<sup>5</sup> it was shown that reaction (1) proceeds mainly through OCS-H intermediate to yield SH and CO as reaction products. The TST/RRKM calculations provided the pressure independent non-Arrhenius expression for the main, SH+CO forming, channel:  $k_1 = 1.23 \times 10^{-10} (T/298)^{1.022} \exp(-2812/T) \text{ cm}^3 \text{ molecule}^{-1} \text{ s}^{-1}$  at  $T = 200 - 2500$  K. It can be noted that theoretical calculations (dotted line in Figure 6) qualitatively describe the growth of  $k_1$  with temperature, but on the absolute basis they deviate significantly from the experimental results (by a factor of up to 2.8 at some temperatures).

The theoretical expression for  $k_1$  computed by Saheb et al.<sup>5</sup> is included in a detailed chemical kinetic model for oxidation of carbonyl sulfide developed by Glarborg and Marshall,<sup>1</sup> based on a critical evaluation of data from the literature. The results of the present study, which confirm previous measurements of  $k_1$ , seem to indicate that available experimental data for  $k_1$  are more suitable for use in kinetic models.

## CONCLUSION

In this work, using a discharge-flow reactor combined with mass spectrometry, we have measured the rate constant of the reaction of hydrogen atoms with carbonyl sulfide as a function of temperature at  $T = 255-960$  K. The observed non-Arrhenius

behavior of the rate constant allowed us to reconcile previous measurements at low ( $T < 500$  K) and high (1200–1830 K) temperatures and recommend an expression for the reaction rate constant for use in kinetic models at  $T = 255$ –1830 K.

#### **ACKNOWLEDGMENT**

Support from the VOLTAIRE project (ANR-10-LABX-100-01) funded by ANR through the PIA (Programme d'Investissement d'Avenir) is gratefully acknowledged

#### **DATA AVAILABILITY STATEMENT**

The data that support the findings of this study are available in the main text of this article..

## REFERENCES

1. Glarborg P, Marshall P. Oxidation of Reduced Sulfur Species: Carbonyl Sulfide. *Int. J. Chem. Kinet.* 2013;45:429-439.
2. Burkholder JB, Sander SP, Abbatt J, et al. Chemical Kinetics and Photochemical Data for Use in Atmospheric Studies, Evaluation No. 19, JPL Publication 19-5, Jet Propulsion Laboratory. 2019; <http://jpldataeval.jpl.nasa.gov>. Accessed August 2023.
3. Rommel H, Schiff HI. The Reactions of H Atoms with H<sub>2</sub>S and COS. *Int. J. Chem. Kinet.* 1972;4:547-558.
4. Lee JH, Stief LJ, Timmons RB. Absolute rate parameters for the reaction of atomic hydrogen with carbonyl sulfide and ethylene episulfide. *J. Chem. Phys.* 1977;67:1705-1709.
5. Saheb V, Alizadeh M, Rezaei F, Shahidi S. Quantum chemical and theoretical kinetics studies on the reaction of carbonyl sulfide with H, OH and O(<sup>3</sup>P). *Comput. Theor. Chem.* 2012;994:25-33.
6. Tsunashima S, Yokota T, Safarik I, Gunning HE, Strausz OP. Abstraction of sulfur atoms from carbonyl sulfide by atomic hydrogen. *J. Phys. Chem.* 1975;79:775-778.
7. Woiki D, Roth P. A Shock Tube Study of the Reactions of H Atoms with COS, CS<sub>2</sub>, and H<sub>2</sub>S. *Isr. J. Chem.* 1996;36:279-283.
8. Bedjanian Y. Rate Coefficients of the Reactions of Fluorine Atoms with H<sub>2</sub>S and SH over the Temperature Range 220 - 960 K. *Molecules.* 2022;27:8365.
9. Bedjanian Y. Reaction of O(<sup>3</sup>P) with Carbon Disulfide: Kinetics and Products. *ACS Earth Space Chem.* 2022;6:2673-2679.
10. Bedjanian Y. Experimental Study of the Reaction of O(<sup>3</sup>P) with Carbonyl Sulfide between 220 and 960 K. *J. Phys. Chem. A.* 2022;126:4080-4086.
11. Bedjanian Y. Rate constants for the reactions of F atoms with H<sub>2</sub> and D<sub>2</sub> over the temperature range 220-960 K. *Int. J. Chem. Kinet.* 2021;53:527-535.
12. Su MC, Kumaran SS, Lim KP, et al. Rate Constants, 1100 ≤ T ≤ 2000 K, for H + NO<sub>2</sub> → OH + NO Using Two Shock Tube Techniques: Comparison of Theory to Experiment. *J. Phys. Chem. A.* 2002;106:8261-8270.
13. Bedjanian Y. Temperature-Dependent Rate Constant for the Reaction of Hydroxyl Radical with 3-Hydroxy-3-methyl-2-butanone. *J. Phys. Chem. A.* 2019;123:10446-10453.

14. Bedjanian Y. Rate constant of H atom reaction with Br<sub>2</sub> determined between 220 and 950 K. *Chem. Phys. Lett.* 2023;825:140616.
15. Chung HK, Dalgarno A. Diffusion of hydrogen atoms in helium gas and helium atoms in hydrogen gas. *Phys. Rev. A.* 2002;66:012712.
16. Safarik I, Strausz OP. The reactions of hydrogen atom with organosulfur compounds. *Rev. Chem. Intermed.* 1985;6:143-173.
17. Kurylo MJ, Peterson NC, Braun W. Absolute Rate of the Reaction H+H<sub>2</sub>S. *J. Chem. Phys.* 1971;54:943-946.
18. Cvetanovic RJ, Singleton DL, Paraskevopoulos J. Evaluations of the mean values and standard errors of rate constants and their temperature coefficients. *J. Phys. Chem.* 1979;83, 50-60.
19. Jeong KM, Hsu KJ, Jeffries JB, Kaufman F. Kinetics of the reactions of hydroxyl with ethane, 1,1,1-trichloroethane, 1,1,2-trichloroethane, 1,1-difluoro-1,2-dichloroethane, and 1,1,1,2-tetrafluoroethane. *J. Phys. Chem.* 1984;88,1222-1226.
20. Heberger K., Kemeny S., Vidoczy T. On the errors of Arrhenius parameters and estimated rate constant values. *Int. J. Chem. Kin.* 1987;19,171-181.
21. Smith, IWM. Kinetics and Dynamics of Elementary Gas Reactions; Butterworths: London; Boston, 1980.