



HAL
open science

Experimental Study of the Reaction of OH Radicals with Carbonyl Sulfide between 365 and 960 K: Kinetics and Products

Yuri Bedjanian

► **To cite this version:**

Yuri Bedjanian. Experimental Study of the Reaction of OH Radicals with Carbonyl Sulfide between 365 and 960 K: Kinetics and Products. *Atmosphere*, 2024, 15 (5), pp.576. 10.3390/atmos15050576 . hal-04573957

HAL Id: hal-04573957

<https://cnrs.hal.science/hal-04573957>

Submitted on 13 May 2024

HAL is a multi-disciplinary open access archive for the deposit and dissemination of scientific research documents, whether they are published or not. The documents may come from teaching and research institutions in France or abroad, or from public or private research centers.

L'archive ouverte pluridisciplinaire **HAL**, est destinée au dépôt et à la diffusion de documents scientifiques de niveau recherche, publiés ou non, émanant des établissements d'enseignement et de recherche français ou étrangers, des laboratoires publics ou privés.

Article

Experimental Study of the Reaction of OH Radicals with Carbonyl Sulfide between 365 and 960 K: Kinetics and Products

Yuri Bedjanian 


Institut de Combustion, Aérothermique, Réactivité et Environnement (ICARE), CNRS, 45071 Orléans, France; yuri.bedjanian@cnrs-orleans.fr; Tel.: +33-23-825-5474

Abstract: Reaction $\text{OH} + \text{OCS} \rightarrow \text{products}$ (1) has been studied in a discharge–flow reactor combined with modulated molecular beam mass spectrometry. The reaction rate constant has been determined under pseudo-first-order conditions through monitoring OH decays in a high excess of OCS: $k_1 = (2.35 \pm 0.25) \times 10^{-12} \exp(-2144 \pm 56)/T \text{ cm}^3 \text{ molecule}^{-1} \text{ s}^{-1}$ at $T = 365\text{--}960 \text{ K}$ (the uncertainties represent precision at the 2σ level, the total 2σ relative uncertainty including statistical and systematic errors on the rate constant being 20% at all temperatures). The rate constant of reaction (1) was found to be similar at a total helium pressure of 1, 2, and 8 torr at around 500 K. The SH radical was identified as the primary product of the reaction, and its yield was determined to be about 100% at $T = 500$ and 750 K. The kinetic and mechanistic data from the present study are compared to previous experimental and theoretical work.

Keywords: OH radical; carbonyl sulfide; OCS; SH; kinetics; rate constant

1. Introduction

Carbonyl sulfide (OCS) is the most abundant sulfur-containing gas phase compound in the troposphere. The ocean is thought to be the principal source of atmospheric OCS through direct emissions of OCS and oxidation of CS_2 and DMS in the troposphere, along with anthropogenic sources, which have a comparable strength [1]. Uptake by vegetation and soil is the most important terrestrial sink of OCS [1]. The title reaction, although slow and thought to have a limited impact on the atmospheric budget of OCS,



it nevertheless represents the major gas-phase chemical process for OCS removal in the troposphere.

In the past, the reaction has been studied many times, both experimentally [2–8] and theoretically [8–10]. However, many questions remain open, in particular the dependence of the reaction rate constant on pressure, temperature, and reaction products. Theoretical studies of the reaction are in clear contradiction with the experiment. They predict rate constants that are orders of magnitude lower than those measured experimentally, as well as the pressure dependence of the rate constant that has never been observed. Information on the reaction products, adduct vs. $\text{SH} + \text{CO}_2$ -forming channels, is also a subject of discrepancies between theory and experiment.

The present study aims to clarify at least some of these issues through experimental measurements of the reaction rate constant, including its temperature dependence over a wide temperature range ($T = 365\text{--}960 \text{ K}$), pressure dependence between 1 and 8 torr total pressure of helium, and quantification of the yield of the SH radical, which was identified as the primary reaction product. The reaction kinetics at elevated temperatures, studied for the first time in this work, are of interest for modeling the chemistry of combustion and industrial processes [11], as well as the chemistry of hot near-source volcanic plumes [12].



Citation: Bedjanian, Y. Experimental Study of the Reaction of OH Radicals with Carbonyl Sulfide between 365 and 960 K: Kinetics and Products.

Atmosphere **2024**, *15*, 576. <https://doi.org/10.3390/atmos15050576>

Academic Editor: Thanh Lam Nguyen

Received: 23 April 2024

Revised: 3 May 2024

Accepted: 5 May 2024

Published: 8 May 2024



Copyright: © 2024 by the author. Licensee MDPI, Basel, Switzerland. This article is an open access article distributed under the terms and conditions of the Creative Commons Attribution (CC BY) license (<https://creativecommons.org/licenses/by/4.0/>).

2. Materials and Methods

Experiments were carried out in a standard-design discharge flow reactor combined with a mass spectrometric analysis (quadrupole mass spectrometer Balzers, QMG 420 with electron impact ionization) of the chemical composition of the reactive system [13,14]. The reactor consisted of a quartz tube (45 cm in length, 2.5 cm i.d.), where the temperature was controlled with electrical heating elements (Figure 1). Helium was used as a carrier gas in all the experiments, and the pumping speed was adjusted to produce linear flow velocities of 500–1670 cm s⁻¹ in the pressure range of 1–8 Torr of the study.

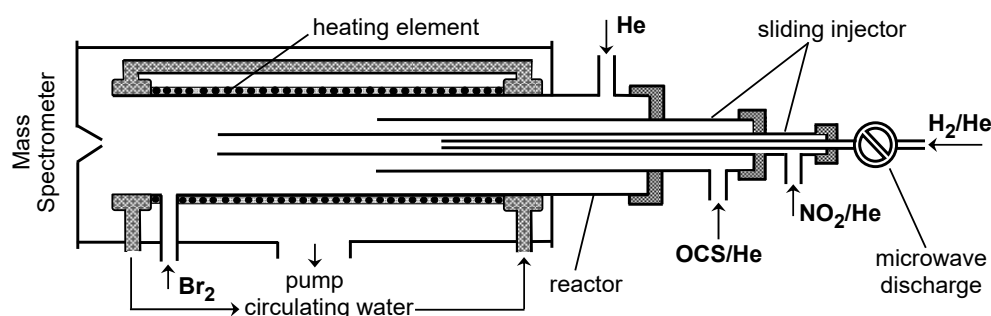


Figure 1. Configuration of the flow reactor used in the measurements of the rate constant of reaction (1).

Hydroxyl radicals were generated in the movable injector through the reaction



$k_2 = (1.47 \pm 0.26) \times 10^{-10} \text{ cm}^3 \text{ molecule}^{-1} \text{ s}^{-1}$ ($T = 195\text{--}2000$) [15], H atoms being produced by dissociation of H₂, diluted in He, in a microwave discharge (Figure 1). In the experiments, where an NO₂-free system was needed (product study), OH radicals were formed in a rapid reaction of F atoms with excess H₂O (Figure 2):



$k_3 = (1.40 \pm 0.15) \times 10^{-11} \text{ cm}^3 \text{ molecule}^{-1} \text{ s}^{-1}$ ($T = 240\text{--}380$) [16]. Fluorine atoms were produced in the microwave discharge of trace amounts of F₂ in He in an alumina tube (more than 95% of F₂, monitored by mass spectrometry, was found to be dissociated).

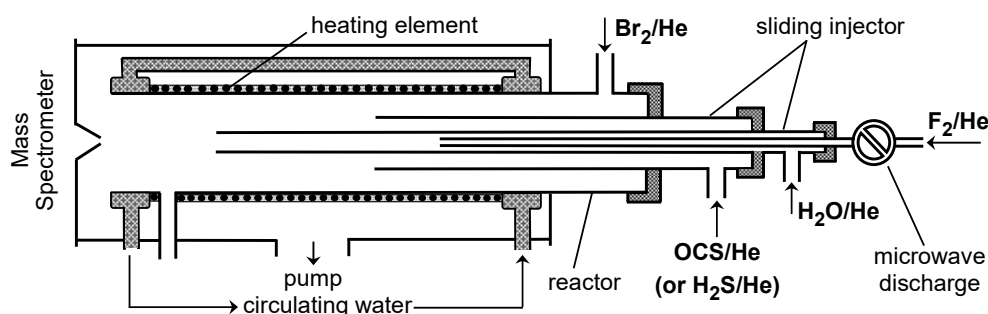


Figure 2. Configuration of the flow reactor used in the measurements of SH yield in reaction (1).

OH radicals were monitored at $m/z = 96$ and 98 (HOBr⁺) after being scavenged with an excess of Br₂ ($[\text{Br}_2] = (3\text{--}5) \times 10^{13} \text{ molecule cm}^{-3}$, added in the end of the reactor 5 cm upstream of the sampling cone (Figure 1):



$k_4 = 2.16 \times 10^{-11} \exp(207/T) \text{ cm}^3 \text{ molecule}^{-1} \text{ s}^{-1}$ ($T = 220\text{--}950 \text{ K}$) [17]. The reaction of OH with Br_2 was also used for the absolute calibration of HOBr signals linking [HOBr] formed to the consumed fraction of $[\text{Br}_2]$, $[\text{OH}] = [\text{HOBr}] = \Delta[\text{Br}_2]$. A similar detection scheme was employed for the SH radicals, the product of reaction (1). SH was transformed to stable species HSBBr in reaction with Br_2 and monitored by mass spectrometry at $m/z = 112$ and 114 (HSBr^+):



$k_5 = 5.7 \times 10^{-11} \exp(160/T) \text{ cm}^3 \text{ molecule}^{-1} \text{ s}^{-1}$ ($T = 273\text{--}373 \text{ K}$) [18].

Carbonyl sulfide was delivered to the reactor from a flask with a known gaseous OCS/He mixture and was detected by mass spectrometry at its parent peak of $m/z = 60$ (OCS^+). The absolute concentrations of OCS as well as of other stable species (Br_2 , NO_2 , F_2 , H_2 , and H_2S) were derived from their flow rates from monometrically prepared mixtures.

The purities of the gases used were as follows: He (>99.9995%, Alphagaz, Air Liquide France Industrie, Paris, France), passed through a liquid nitrogen trap; H_2 (>99.998%, Alphagaz); F_2 , 5% in helium (Alphagaz); Br_2 (>99.99%, Aldrich, St. Louis, MO, USA); NO_2 (>99%, Alphagaz); H_2S > 99.5% (Alphagaz); OCS (15% in He, Messer, Bad Soden, Germany) > 99.99%.

3. Results

3.1. Rate Constant of Reaction (1)

The measurements of k_1 were carried out at a total pressure of 2 Torr and in the presence of NO_2 ($(2\text{--}5) \times 10^{13} \text{ molecule cm}^{-3}$) in the reactor in order to minimize the impact of the possible secondary reaction of OH with SH radical, which was identified as a primary reaction product:



To our knowledge, the data on the rate constant of reaction (6) are not available in the literature, but it is expected to be rapid. Indeed, we observed an increase in the rate of OH consumption at lower NO_2 concentrations ($\sim 2 \times 10^{12} \text{ molecule cm}^{-3}$), in line with similar observations of Leu and Smith [5]. In the presence of NO_2 , SH radicals are scavenged:



$k_7 = 2.9 \times 10^{-11} \exp(240/T) \text{ cm}^3 \text{ molecule}^{-1} \text{ s}^{-1}$ ($T = 221\text{--}415 \text{ K}$) [19]. HSO radicals formed in reaction (7) are in turn trapped by NO_2



$k_8 = 9.6 \times 10^{-12} \text{ cm}^3 \text{ molecule}^{-1} \text{ s}^{-1}$ ($T = 296 \text{ K}$) [20].

Experiments were performed under pseudo-first-order conditions in a large excess of OCS ($0.26 \times 10^{14} < [\text{OCS}] < 51.5 \times 10^{14} \text{ molecule cm}^{-3}$) over the initial concentration of OH radicals, $[\text{OH}]_0 = (1\text{--}3) \times 10^{11} \text{ molecule cm}^{-3}$. Examples of linear semilogarithmic plots of the OH signal against reaction time are shown in Figure 3, where the line for $[\text{OCS}] = 0$ represents the kinetics of OH loss on the surface of the flow reactor. The pseudo-first-order rate constants, $k_1' = k_1 \times [\text{OCS}] + k_w$ (k_w is the rate of heterogeneous loss of OH radicals), were derived from the fit of the experimental data to the following equation: $\ln([\text{OH}]_0/[\text{OH}]) = k_1' \times t$, where t is the reaction time. Determined in this way, values of k_1' were corrected (usually a few percent correction and up to 24% in a few kinetic runs) for OH diffusion [21].

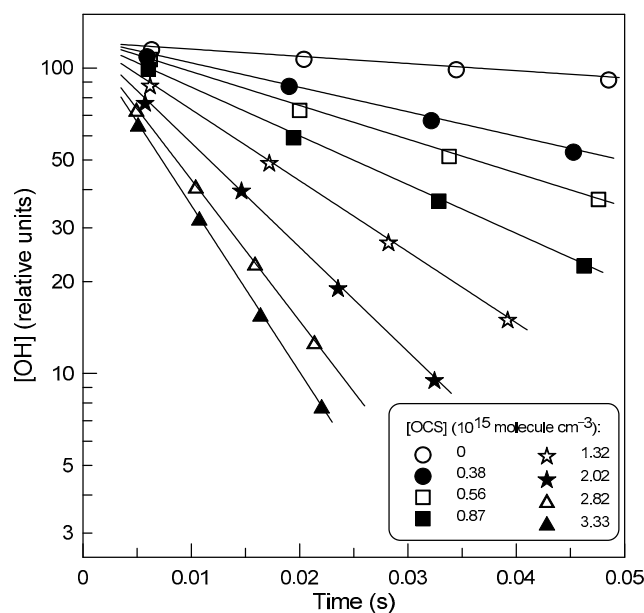


Figure 3. Example of OH decays in reaction (1) at different concentrations of OCS at $T = 520$ K and 2 Torr total pressure.

A linear least-squares fit of the k_1' data as a function of [OCS] at each temperature provides the rate constant of reaction (1). Figure 4 shows examples of such plots at a few temperatures. The Y-intercepts in Figure 4 are in the range $(15 \pm 5) \text{ s}^{-1}$, in good agreement with the values of k_w measured in the absence of OCS in the reactor. All the results obtained for k_1 are summarized in Table 1.

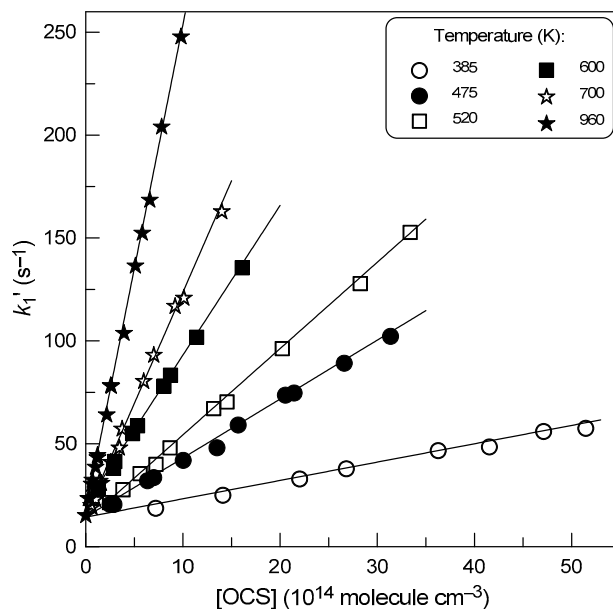



Figure 4. Plot of pseudo-first-order rate constant, $k_1' = k_1 \times [\text{OCS}] + k_w$, versus concentration of OCS at different temperatures ($P = 2$ Torr).

Table 1. Experimental conditions and results of the present measurements of the rate constant of reaction (1).

<i>T</i> (K)	[OCS] ^a	<i>k</i> ₁ ^b	OH Source	Pressure (Torr)
365	3.50–51.5	0.69 ± 0.04	H + NO ₂	2
385	7.19–51.5	0.89 ± 0.03	H + NO ₂	2
390	3.73–50.7	0.91 ± 0.02	H + NO ₂	2
410	2.29–33.6	1.24 ± 0.05	H + NO ₂	2
440	1.45–28.3	1.64 ± 0.04	H + NO ₂	2
475	2.50–31.4	2.86 ± 0.09	H + NO ₂	2
495	3.48–34.1	3.04 ± 0.09	H + NO ₂	8
500	1.96–19.5	2.96 ± 0.09	H + NO ₂	1
520	2.44–33.9	4.19 ± 0.08	H + NO ₂	2
545	2.00–27.7	4.62 ± 0.26	F + H ₂ O	2
600	1.29–16.1	7.27 ± 0.14	H + NO ₂	2
675	1.16–17.2	9.73 ± 0.30	H + NO ₂	2
700	0.55–14.0	10.8 ± 0.34	H + NO ₂	2
755	3.58–18.1	13.7 ± 0.65	F + H ₂ O	2
800	0.356–7.12	16.4 ± 0.44	H + NO ₂	2
880	1.42–15.6	20.5 ± 0.45	H + NO ₂	2
960	0.26–9.79	23.7 ± 0.34	H + NO ₂	2

^a Units of 10¹⁴ molecule cm⁻³. ^b units of 10⁻¹⁴ cm³ molecule⁻¹ s⁻¹; statistical 2σ uncertainty is given, total estimated uncertainty is 20%.

One of the difficulties linked to measuring the rate constant of reaction (1), mentioned several times in previous studies, is the presence of H₂S impurities in the OCS. H₂S reacts much more quickly with OH than OCS, and, therefore, even a very low concentration of H₂S can lead to OH consumption comparable to that in the slow reaction of OH with OCS



$k_9 = 7.95 \times 10^{-20} T^{2.68} \exp(783/T) \text{ cm}^3 \text{ molecule}^{-1} \text{ s}^{-1}$ ($T = 228\text{--}518 \text{ K}$) [18]. The purity of the OCS used in the present work was >99.99%, as stated by the supplier. It was not possible to detect such a low impurity of H₂S using mass spectrometry since the mass spectrum of OCS contains a relatively high peak at $m/z = 34$, corresponding to the ³⁴S sulfur isotope. For a possible H₂S impurity of 0.01% in OCS and with k_9 calculated from the above expression, the contribution of reaction (9) to the values of k_1 determined in the present study is estimated to decrease from 7% at $T = 365 \text{ K}$ to 0.7% at $T = 960 \text{ K}$. Ultimately, the possible influence of this side reaction on the current measurements was considered negligible, and no correction for k_1 was made.

Another possible complication that could impact the OH kinetics is the recycling of OH, especially at the highest temperatures of the study. As noted above, the measurements of k_1 were conducted in the presence of NO₂ in the reactor, which leads to the formation of HSO₂ in the sequence of reactions (7) and (8). This species is unstable at elevated temperatures and dissociates through different pathways depending on its structure [22]:



H atoms formed in reaction (10) could recycle OH radicals in the presence of NO₂ in the reactive system. The computed by Goumri et al. [22] low pressure limit data for the rate constant of reaction (10) results in the rates of HSO₂ decomposition of (75–800) s⁻¹ in the temperature range (700–960) K and 2 Torr total pressure. Although the reaction of H atoms with OCS can somewhat attenuate the OH recycling process (if it occurs), nevertheless, at the maximum temperatures of the study, the impact on the OH decays in reaction (1) is expected to be significant:



$k_{12} = 6.6 \times 10^{-13} (T/298)^3 \exp(-1150/T) \text{ cm}^3 \text{ molecule}^{-1} \text{ s}^{-1}$ ($T = 255\text{--}1830 \text{ K}$) [13]. However, it should be noted that in the measurements of k_1 at high temperatures, we have not observed any evidence for this OH regeneration: The OH decays were exponential, and the rate of OH consumption did not slow down with the reaction time; at sufficiently high concentrations of OCS, the total consumption of OH was observed. In addition, at two temperatures, $T = 545$ and 755 K , we have carried out the measurements of k_1 in an NO_2 -free system using reaction (3) as a source of OH radicals ($[\text{OH}]_0 \leq 1.0 \times 10^{11} \text{ molecule cm}^{-3}$). The measured values of k_1 were in good agreement with those obtained in the presence of NO_2 (Table 1). This observation also seems to indicate that the possible hypothetical recycling of OH through reactions (10) and (2) is of minor importance, at least under the experimental conditions of the present measurements.

The theoretical studies [8,10] predict a pressure dependence of the overall rate constant of reaction (1). In order to explore the dependence of k_1 on pressure, in addition to the bulk of the measurements at a total pressure of 2 Torr, we performed rate constant measurements at $P = 1$ and 8 Torr at $T = 500$ and 495 K , respectively. The results of these experiments are presented in Figure 5. The slopes of the straight lines in Figure 5 provide $k_1 (\pm 2\sigma) = (2.96 \pm 0.09) \times 10^{-14}$ and $(3.04 \pm 0.09) \times 10^{-14} \text{ cm}^3 \text{ molecule}^{-1} \text{ s}^{-1}$ at $P = 1$ and 8 Torr, respectively, in good agreement with each other and with 2 Torr data (Table 1), indicating that k_1 does not depend on pressure, at least around $T = 500 \text{ K}$.

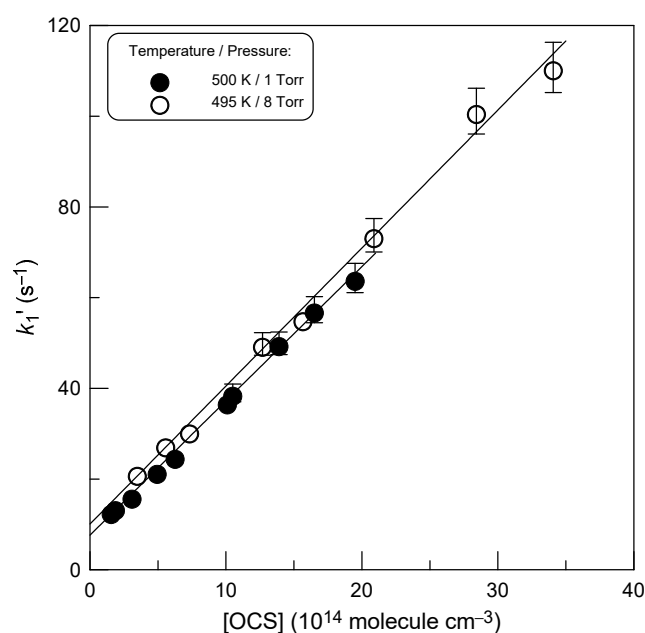


Figure 5. Plot of pseudo-first-order rate constant k_1' versus concentration of OCS observed at temperature of nearly 500 K with a total pressure in the reactor of 1 and 8 Torr.

3.2. Products of Reaction (1)

In this series of experiments, we measured the yield of SH radical, which was identified as a primary reaction product. The measurements were carried out using a relative method, which allowed us to avoid the complex procedure of measuring the absolute concentrations of OH and SH radicals. The configuration of the flow reactor used in these experiments is shown in Figure 2. Let us note that in this case, OH radicals were formed in a reaction of F atoms with H_2O : an NO_2 -free system was needed in order to avoid SH loss in reaction (7). The following protocol was employed in the measurements. First, OH radicals ($[\text{OH}]_0 \approx 3 \times 10^{11} \text{ molecule cm}^{-3}$) supplied through the movable injector reacted with Br_2 (reaction 4, $[\text{Br}_2] \approx 3 \times 10^{12} \text{ molecule cm}^{-3}$) in the main reactor, producing HOBr ($[\text{HOBr}]_0$). Then, OCS was introduced in the reactor, and the same concentration of OH was titrated with a mixture of Br_2 and OCS, resulting in the formation of HOBr ($[\text{HOBr}]$) and

SH in competing reactions (4) and (1), respectively. In the presence of Br_2 , SH radicals are converted to HSBBr according to reaction (5). In the experiments, the concentration of OCS was varied ($[\text{OCS}] = (0.5 - 20) \times 10^{14}$ molecule cm^{-3}), and the concentration of the formed HSBBr ($[\text{HSBr}]$) was measured as a function of the fraction of OH consumed upon the addition of OCS ($[\text{HOBr}]_0 - [\text{HOBr}]$). Similar experiments were carried out with the addition of H_2S instead of OCS in the reactor. In this way, the yield of SH in reaction (1) could be measured relative to that in reaction of OH radicals with H_2S (reaction 9), where the yield of SH is 100%. The measurements were carried out at two temperatures, 500 and 750 K. Results are shown in Figure 6. The slopes of the straight lines (linear through origin fit to the experimental data) in Figure 6, corresponding to the relative yield of SH in reactions of OH with OCS and H_2S , are similar to within 2%. These results seem to clearly indicate that the SH + CO_2 -forming channel of reaction (1) is the major one with a branching ratio close to unity, at least at temperatures between 500 and 750 K.

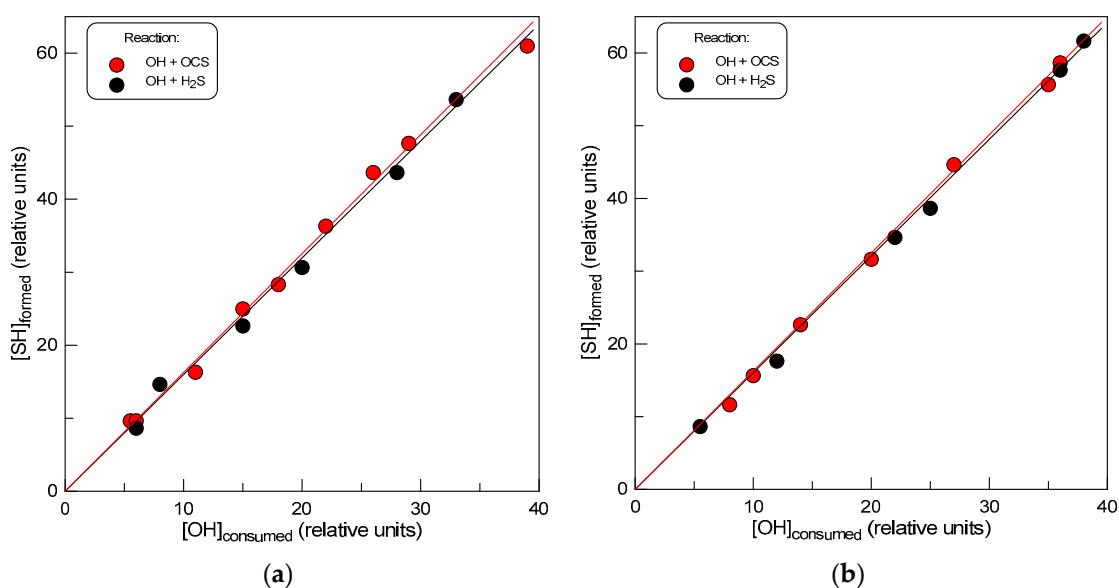


Figure 6. Concentration of SH formed versus consumed concentration of OH ($[\text{HOBr}]_0 - [\text{HOBr}]$, see text) in reactions of OH with OCS and H_2S : (a) $T = 500$ K; (b) $T = 750$ K.

The relative method applied in these experiments is very convenient, not only because there is no need to measure absolute concentrations of radicals but also because it minimizes the possible impact of side reactions (such as, for example, SH wall loss or SH + SH reaction) on the results of the measurements. The point is that experiments with both compounds (OCS and H_2S) are carried out under the same conditions (OH and SH concentrations, reaction time), so any possible relative change in SH concentration due to the side process will be the same in both chemical systems. Additional SH production in secondary reactions seems unlikely. The Br atom formed in reactions (4) and (5) is the only active species present in the reactor. In principle, SH radicals can be formed in the reaction of the Br atom with H_2S ,



$k_{13} = 1.4 \times 10^{-11} \exp(-2752/T) \text{ cm}^3 \text{ molecule}^{-1} \text{ s}^{-1}$ ($T = 319\text{--}431$ K) [23]. However, considering extrapolated values of $k_{13} = 5.7 \times 10^{-14}$ and $3.6 \times 10^{-13} \text{ cm}^3 \text{ molecule}^{-1} \text{ s}^{-1}$ at $T = 500$ and 750 K, respectively, and the range of the H_2S concentrations used ($[\text{H}_2\text{S}]_{\text{max}} \approx 7 \times 10^{12}$ and $5 \times 10^{12} \text{ molecule cm}^{-3}$ at $T = 500$ and 750 K, respectively), the potential impact of this process can be neglected.

4. Discussion

4.1. Temperature Dependence of k_1

All the data available for the rate constant of reaction (1) are shown in Figure 7. In earlier studies, using flash photolysis-resonance fluorescence technique, only upper limits of the reaction rate constants were reported: $k_1 < 0.7 \times 10^{-14}$ and $< 2 \times 10^{-14} \text{ cm}^3 \text{ molecule}^{-1} \text{ s}^{-1}$ at $T = 299$ and 430 K, respectively, by Atkinson et al. [2] and $k_1 < 0.88 \times 10^{-14}$, $< 1.29 \times 10^{-14}$ and $< 3.27 \times 10^{-14} \text{ cm}^3 \text{ molecule}^{-1} \text{ s}^{-1}$ at $T = 298, 343$ and 369 K, respectively, by Ravishankara et al. [4]. In contrast, Kurylo [3] measured a much higher value of the rate constant: $k_1 = (5.66 \pm 1.21) \times 10^{-14} \text{ cm}^3 \text{ molecule}^{-1} \text{ s}^{-1}$ at $T = 296$ K. Wahner and Ravishankara [7] minimized complications due to the secondary reactions of photolysis products of OCS that were believed [4] to impact the measurements of Kurylo [3] and determined $k_1 = (1.92 \pm 0.25) \times 10^{-15} \text{ cm}^3 \text{ molecule}^{-1} \text{ s}^{-1}$ at $T = 298$ K. In two studies [5,6] the rate constant of reaction (1) was measured using a discharge flow apparatus combined with the resonance-fluorescence method for OH detection. Leu and Smith [5] reported the Arrhenius expression $k_1 = 1.3 \times 10^{-12} \exp(-(2300 \pm 100)/T) \text{ cm}^3 \text{ molecule}^{-1} \text{ s}^{-1}$ in the temperature range $300\text{--}517$ K. Cheng and Lee [6] determined k_1 over the temperature range $255\text{--}483$ K: $k_1 = 1.13 \times 10^{-13} \exp(-(1200 \pm 400)/T) \text{ cm}^3 \text{ molecule}^{-1} \text{ s}^{-1}$. Finally, in a most recent study, Schmidt et al. [8] applied a relative-rate technique and measured $k_1 = (5.3 \pm 3.6) \times 10^{-15} \text{ cm}^3 \text{ molecule}^{-1} \text{ s}^{-1}$ at 296 K and 700 Torr total pressure.

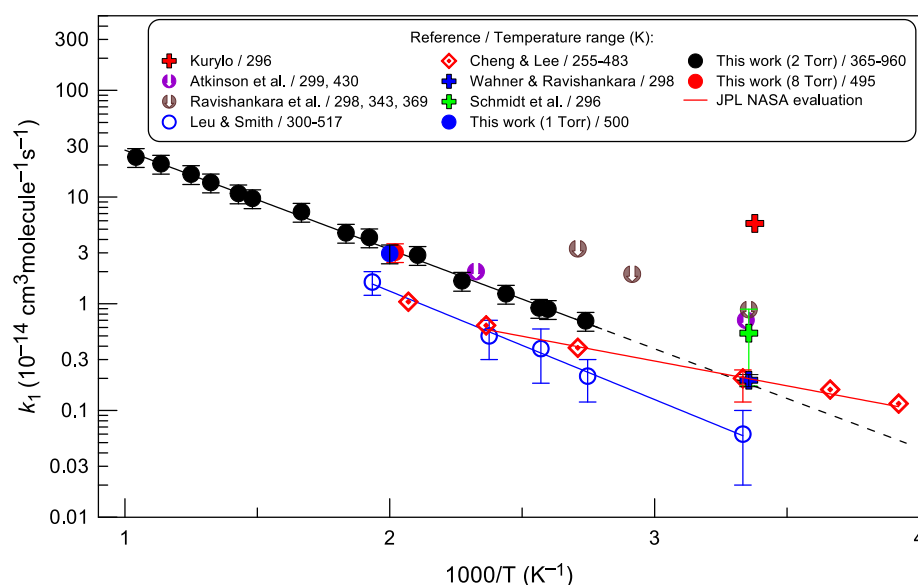


Figure 7. Temperature dependence of the rate constant of the OH + OCS reaction. Error bars shown for the present measurements of k_1 correspond to estimated total uncertainty of 20%. References: Kurylo [3], Atkinson et al. [2], Ravishankara et al. [4], Leu and Smith [5], Cheng and Lee [6], Wahner and Ravishankara [7], Schmidt et al. [8], JPL NASA evaluation [18].

Current measurements of k_1 were conducted in the temperature range of $365\text{--}960$ K. At lower temperatures in the flow reactor, it was problematic to accurately measure the rate constant of the slow reaction, especially in the presence of the considerable heterogeneous OH loss ($\sim 10 \text{ s}^{-1}$). The fit to the present measurements of k_1 (solid black line in Figure 7) yields the following Arrhenius expression:

$$k_1 = (2.35 \pm 0.25) \times 10^{-12} \exp(-(2144 \pm 56)/T) \text{ cm}^3 \text{ molecule}^{-1} \text{ s}^{-1},$$

at $T = 365\text{--}960$ K. We estimate this expression to be accurate within the total relative uncertainty of 20% (including statistical and systematic errors) over the investigated temperature range.

The present results can be compared to those of previous studies conducted in a temperature range that overlaps with the temperature range of the present work. Our measurements are consistent with the upper limits reported for k_1 by Atkinson et al. [2] and Ravishankara et al. [4], but are 2 to 3 times higher than the k_1 data reported in discharge flow/resonance-fluorescence studies [5,6], although the temperature dependence measured for k_1 in the present work is similar to that reported by Leu and Smith [5]. Such a significant difference is difficult to explain, especially since all three studies were carried out in similar flow reactors and under similar experimental conditions. The only difference between these works is the OH detection method. Unfortunately, only the original experimental data at $T = 517$ K are presented in the paper of Leu and Smith [5]. However, the analysis of these data raises some comments. The authors used a flow reactor with a fixed radical source, fixed detector, and moveable injector for OCS. In this configuration, plots of k_1' versus [OCS] should not result in the positive intercept observed by the authors. This observation may be due to some unaccounted side processes. Considering this fact, as well as the rather low values of k_1' in the experiments, the final results for k_1 are expected to be highly uncertain. It seems that at low temperatures, the measurements were even more complicated due to the greater scatter of data noted by the authors. A similar comment appears to be valid for the work of Cheng and Lee [6], where very low pseudo-first-order rate constants were measured, for example, $k_1' < 15$ s⁻¹ at $T = 273$ and 255 K; ≤ 31 s⁻¹ at $T = 300$ K.

It can be noted that the activation energy (4.26 kcal mol⁻¹) measured in the present work is very similar to the energy barrier calculated for the addition of OH to OCS in theoretical studies of reaction (1): 4.4 [8], 4.4 [9], and 4.2 kcal mol⁻¹ [10].

Interestingly, the extrapolation of the present data for k_1 to lower temperatures (dashed line in Figure 7) results in $k_1 = (1.76 \pm 0.35) \times 10^{-15}$ cm³ molecule⁻¹ s⁻¹ at $T = 298$ K, in excellent agreement with the absolute measurements of Wahner and Ravishankara [7] and Cheng and Lee [6]. The current recommendation for k_1 by the NASA Panel for Data Evaluation, $k_1 = 7.2 \times 10^{-14} \exp(-1070/T)$ cm³ molecule⁻¹ s⁻¹ ($T = 255$ – 423 K, red solid line in Figure 7), is based on k_1 measured by Wahner and Ravishankara [7] at $T = 298$ K and the temperature dependence reported by Cheng and Lee [6]. In this work, a significantly stronger dependence of the rate constant on temperature is observed. In terms of atmospheric implications, this does not change anything: the present work confirms that the OH + OCS reaction is very slow and, as a consequence, is of minor importance in atmospheric chemistry.

Theoretical calculations of Saheb et al. [10] (not shown in Figure 7) predict the total rate constants that are lower by more than three orders of magnitude than measured experimentally. In this regard, it should be noted that the rate constants computed by Saheb et al. [10] for the SH-forming channel of reaction (1) are included in a detailed chemical kinetic model for the oxidation of carbonyl sulfide developed by Glarborg and Marshall [11]. It should be kept in mind that, for example, at $T = 500$ and 960 K, the recommended theoretical values for k_1 are lower by a factor of 4×10^5 and 1200, respectively, than reported in the present work.

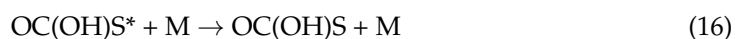
4.2. Pressure Dependence of k_1

The present measurements of k_1 at total pressures from 1 to 8 Torr and $T = 500$ K indicate that the rate constant does not depend on pressure under these conditions. This result supports previous experimental observations. Cheng and Lee [6] reported no observable change in the rate constant at pressures between 0.9 and 5.9 Torr at room temperature. The room temperature measurements of Wahner and Ravishankara [7] also demonstrated the lack of an effect of the total pressure and of the buffer gas on the reaction rate constant. These experimental findings are in clear contradiction with theoretical calculations that predict a significant dependence of k_1 on total pressure. Thus, Schmidt et al. [8] calculated that at room temperature, the rate constant of reaction (1) increases by a factor of two with increasing pressure from 10 to 700 Torr. An even more pronounced increase in the rate

constant with pressure was suggested in the theoretical work of Saheb et al. [10]. Thus, according to their calculations, the rate constant increases almost linearly with pressure under the conditions of the present experiments ($T = 500$ K and $P = 1\text{--}8$ Torr), which contradicts the experiment. It can be stated that there is a clear discrepancy between the available theoretical and experimental data on the dependence of k_1 on pressure. On the other hand, the question arises as to how appropriate and correct it is to carry out a comparative analysis of experimental and calculated data regarding such a subtle effect as the dependence of the rate constant on pressure when the computed overall rate constants are orders of magnitude lower than the experimental values.

4.3. Products of Reaction (1)

Leu and Smith [5] performed direct mass spectrometric analysis of the reaction products at $T = 517$ K and concluded that SH is a predominant primary reaction product formed through the mechanism suggested by Kurylo [3]:



where OC(OH)S^* is an intermediate excited complex (adduct), which can decompose back to reactants (reaction 14), products (reaction 15), or be collisionally stabilized (reaction 16). They also observed that SH is rapidly oxidized by NO_2 to HSO through reaction (7). These findings are in line with the present measurements, resulting in a nearly unity yield of SH in reaction (1) at least at temperatures between 500 and 750 K.

Schmidt et al. [8] in their theoretical study suggested two reaction pathways for reaction (1): The pressure-dependent channel forming an energized OC(OH)S^* adduct (which can be stabilized or decompose back to reactants) and the pressure-independent $\text{CO} + \text{SOH}$ -forming channel. The rate constants calculated for the two reaction pathways at $T = 300$ K are comparable: Independent of pressure $k = 3.31 \times 10^{-16} \text{ cm}^3 \text{ molecule}^{-1} \text{ s}^{-1}$ for a bimolecular sulfur atom abstraction channel and 0.209×10^{-16} , 1.36×10^{-16} , and $3.89 \times 10^{-16} \text{ cm}^3 \text{ molecule}^{-1} \text{ s}^{-1}$ for the adduct-forming channel at 10, 100, and 700 Torr, respectively. The dissociation of the OC(OH)S^* intermediate to $\text{CO}_2 + \text{SH}$ was suggested to be of potential importance only at elevated temperatures. Unfortunately, the range of the elevated temperatures was not specified, which complicates a comparative analysis with the data from this work. Calculations by Schmidt et al. [8] suggest that under atmospheric conditions, the OC(OH)S adduct reacts rapidly with O_2 to form CO_2 and SOOH , followed by the dissociation of SOOH , resulting in OH recycling. This issue was not explored in this work; the experiments were carried out in the absence of O_2 in the reactor ($[\text{O}_2] < 10^{12} \text{ molecule cm}^{-3}$). In another theoretical study by Saheb et al. [10], reaction (1) has been suggested to proceed through two adduct and $\text{SH} + \text{CO}_2$ -forming channels. The contribution of the SH-forming channel to the overall rate constant was calculated to be nearly 10 and 100% at $T = 500$ and ≥ 800 K, respectively. It can be noted that, as in the case of the dependence of the rate constant on temperature and pressure, the theoretical studies do not fit with the experimental data on the reaction products.

Funding: This research was funded by ANR through the PIA (Programme d'Investissement d'Avenir), grant number ANR-10-LABX-100-01.

Institutional Review Board Statement: Not applicable.

Informed Consent Statement: Not applicable.

Data Availability Statement: The data supporting reported results are available in this article.

Conflicts of Interest: The author declares no conflicts of interest.

References

1. Kettle, A.J.; Kuhn, U.; von Hobe, M.; Kesselmeier, J.; Andreae, M.O. Global budget of atmospheric carbonyl sulfide: Temporal and spatial variations of the dominant sources and sinks. *J. Geophys. Res. Atmos.* **2002**, *107*, 4658. [CrossRef]
2. Atkinson, R.; Perry, R.A.; Pitts, J.N. Rate constants for the reaction of OH radicals with COS, CS₂ and CH₃SCH₃ over the temperature range 299–430 K. *Chem. Phys. Lett.* **1978**, *54*, 14–18. [CrossRef]
3. Kurylo, M.J. Flash photolysis resonance fluorescence investigation of the reactions of OH radicals with OCS and CS₂. *Chem. Phys. Lett.* **1978**, *58*, 238–242. [CrossRef]
4. Ravishankara, A.R.; Kreutter, N.M.; Shah, R.C.; Wine, P.H. Rate of reaction of OH with COS. *Geophys. Res. Lett.* **1980**, *7*, 861–864. [CrossRef]
5. Leu, M.-T.; Smith, R.H. Kinetics of the gas-phase reaction between hydroxyl and carbonyl sulfide over the temperature range 300–517 K. *J. Phys. Chem.* **1981**, *85*, 2570–2575. [CrossRef]
6. Cheng, B.-M.; Lee, Y.-P. Rate constant of OH + OCS reaction over the temperature range 255–483 K. *Int. J. Chem. Kinet.* **1986**, *18*, 1303–1314. [CrossRef]
7. Wahner, A.; Ravishankara, A.R. The kinetics of the reaction of OH With COS. *J. Geophys. Res. Atmos.* **1987**, *92*, 2189–2194. [CrossRef]
8. Schmidt, J.A.; Kyte, M.; Østerstrøm, F.F.; Joelsson, L.M.T.; Knap, H.C.; Jørgensen, S.; Nielsen, O.J.; Murakami, T.; Johnson, M.S. On adduct formation and reactivity in the OCS+OH reaction: A combined theoretical and experimental study. *Chem. Phys. Lett.* **2017**, *675*, 111–117. [CrossRef]
9. Danielache, S.O.; Johnson, M.S.; Nanbu, S.; Grage, M.M.L.; McLinden, C.; Yoshida, N. Ab initio study of sulfur isotope fractionation in the reaction of OCS with OH. *Chem. Phys. Lett.* **2008**, *450*, 214–220. [CrossRef]
10. Saheb, V.; Alizadeh, M.; Rezaei, F.; Shahidi, S. Quantum chemical and theoretical kinetics studies on the reaction of carbonyl sulfide with H, OH and O(³P). *Comput. Theor. Chem.* **2012**, *994*, 25–33. [CrossRef]
11. Glarborg, P.; Marshall, P. Oxidation of Reduced Sulfur Species: Carbonyl Sulfide. *Int. J. Chem. Kinet.* **2013**, *45*, 429–439. [CrossRef]
12. Roberts, T.; Dayma, G.; Oppenheimer, C. Reaction rates control high-temperature chemistry of volcanic gases in air. *Front. Earth Sci.* **2019**, *7*, 154. [CrossRef]
13. Bedjanian, Y. Temperature dependent rate constant for the reaction of H-atoms with carbonyl sulfide. *Int. J. Chem. Kinet.* **2024**, *56*, 162–167. [CrossRef]
14. Bedjanian, Y. Experimental Study of the Reaction of O(³P) with Carbonyl Sulfide between 220 and 960 K. *J. Phys. Chem. A* **2022**, *126*, 4080–4086. [CrossRef] [PubMed]
15. Su, M.C.; Kumaran, S.S.; Lim, K.P.; Michael, J.V.; Wagner, A.F.; Harding, L.B.; Fang, D.C. Rate Constants, 1100 ≤ T ≤ 2000 K, for H + NO₂ → OH + NO Using Two Shock Tube Techniques: Comparison of Theory to Experiment. *J. Phys. Chem. A* **2002**, *106*, 8261–8270. [CrossRef]
16. Atkinson, R.; Baulch, D.L.; Cox, R.A.; Crowley, J.N.; Hampson, R.F.; Hynes, R.G.; Jenkin, M.E.; Rossi, M.J.; Troe, J. Evaluated kinetic and photochemical data for atmospheric chemistry: Volume III—Gas phase reactions of inorganic halogens. *Atmos. Chem. Phys.* **2007**, *7*, 981–1191. [CrossRef]
17. Bedjanian, Y. Temperature-Dependent Rate Constant for the Reaction of Hydroxyl Radical with 3-Hydroxy-3-methyl-2-butanone. *J. Phys. Chem. A* **2019**, *123*, 10446–10453. [CrossRef] [PubMed]
18. Burkholder, J.B.; Sander, S.P.; Abbatt, J.; Barker, J.R.; Cappa, C.; Crouse, J.D.; Dibble, T.S.; Huie, R.E.; Kolb, C.E.; Kurylo, M.J.; et al. Chemical Kinetics and Photochemical Data for Use in Atmospheric Studies, Evaluation No. 19, JPL Publication 19-5, Jet Propulsion Laboratory. Available online: <http://jpldataeval.jpl.nasa.gov> (accessed on 20 April 2024).
19. Wang, N.S.; Lovejoy, E.R.; Howard, C.J. Temperature dependence of the rate constant for the reaction mercapto + nitrogen dioxide. *J. Phys. Chem.* **1987**, *91*, 5743–5749. [CrossRef]
20. Lovejoy, E.R.; Wang, N.S.; Howard, C.J. Kinetic Studies of the Reactions of HSO with NO₂, NO, and O₂. *J. Phys. Chem.* **1987**, *91*, 5749–5755. [CrossRef]
21. Kaufman, F. Kinetics of elementary radical reactions in the gas phase. *J. Phys. Chem.* **1984**, *88*, 4909–4917. [CrossRef]
22. Goumri, A.; Rocha, J.-D.R.; Laakso, D.; Smith, C.E.; Marshall, P. Characterization of Reaction Pathways on the Potential Energy Surfaces for H + SO₂ and HS + O₂. *J. Phys. Chem. A* **1999**, *103*, 11328–11335. [CrossRef]
23. Nicovich, J.M.; Kreutter, K.D.; Van Dijk, C.A.; Wine, P.H. Temperature-dependent kinetics studies of the reactions Br(²P_{3/2}) + H₂S ↔ SH + HBr and Br(²P_{3/2}) + CH₃SH ↔ CH₃S + HBr. Heats of formation of SH and CH₃S radicals. *J. Phys. Chem.* **1992**, *96*, 2518–2528. [CrossRef]

Disclaimer/Publisher’s Note: The statements, opinions and data contained in all publications are solely those of the individual author(s) and contributor(s) and not of MDPI and/or the editor(s). MDPI and/or the editor(s) disclaim responsibility for any injury to people or property resulting from any ideas, methods, instructions or products referred to in the content.